Technical manual

HEAVY TYRES | TRUCK AND BUS TYRES

Version 2.0

Updated: July 2017

Technical manual

Contents

Forestry tyres 4
Agricultural tyres 117
Container and material handling tyres 179
Mining tyres 207
Earthmoving and road maintenance equipment tyres 236
Multipurpose tyres 293
Special applications 299
General info 311

Truck and bus tyres 343
Nokian Hakkapeliitta & Hakka Truck tyres 344
Nokian NTR tyres 366

New in this version

Version 2.0

July 2017.

- **Container and material handling tyres**: New products **Nokian HTS G2 E-4** and **Nokian HTS G2 L-4S** added.
- **Nokian Hakkapeliitta TRI**: new products T445634 and T445636 added.
- **Nokian Forest King TRS 2**: a new permitted rim added for T445639.
- **Nokian Forest Rider**: load capacity values updated for T445472 600/50R24.5.
- **Nokian Forest Rider**: rims and permitted rims corrected, and tube product code corrected for T445466.
- **Nokian Forest King T**: permitted rims added.
- **Nokian TR Forest**: rims corrected for T482170, T482192, T482198, T482220, and T483150.
- Replacement guide: rim size corrected for Nokian Forest King F 600/55-26.5.
- Tyre choice and inflation pressures by application: John Deere forwarders: machine codes corrected. Komatsu harvesters: values corrected for 901 / 6 wheels. New machine 901XC added. Machine codes corrected. Komatsu forwarders: values corrected for 835 / 8 wheels. Rottne forwarders: new machines F10d and F11d added.
- **Industrial rims**: Nokian O-ring product codes corrected.
- Transparent Cap for use with R2” valve protector: product code corrected.
- Contents link added to the breadcrumbs navigation.

Version history

Version 1.2.0

April 2017.

- **Nokian Forest King TRS 2**: new products T445639 and T445640 added. Liquid and salt ballasting and tubes and valves added to product T445618.
- **Nokian Forest King F2**: liquid and salt ballasting values added to product T445619.
- **Nokian TRI 2**: a missing size added to the size equivalency table.
- **Nokian Mine King E-4**: missing main table values and liquid and salt ballasting values added to product T445617.

Version 1.1.1

February 2017.

- **Nokian Forest Rider**: load capacity values corrected for T445460.
- **Nokian CT**: total tread depth values corrected for T445626, T445629, and added for T445556.

Version 1.1

January 2017.

- **Nokian CT**: missing main table values, load capacity values, liquid and salt ballasting and tubes and valves added to products T445626, T445627, T445628, T445629.

Version 1.0

December 2016.

- New Technical manual released including information on truck and bus tyres.

Forestry tyres

The unique qualities of Nokian forestry tyres arise from decades of experience on the forestry machinery and the extreme working conditions. This continuous forefront product development is based on close dialogue with customers and the respect for the nature. Understanding the application leads to high quality products giving customers added value in safety, reliability and cost per hour.

Contents

CTL machines – Track pattern

6 Nokian Forest King F2

13 Nokian Forest King F

19 Nokian Forest King ELS L-2

22 Nokian Nordman Forest F

27 Replacement guide
29 Track recommendation short list

CTL machines – Traction pattern

31 Nokian Forest King TRS 2

38 Nokian Forest Rider

44 Nokian Forest King TRS L-2

50 Nokian Nordman Forest TRS L-2

57 Replacement guide
59 Track recommendation short list
61 Tyre choice and inflation pressures by application

Forest tractors

81 Nokian Forest Rider

86 Nokian Forest King T

90 Nokian TR Forest

98 Nokian TR Multiplus

103 Ground contact pressure comparison

Skidders

106 Nokian Logger King LS-2

111 Nokian Forest King TRS LS-2

NOTICE!
Manual may contain technical information also on omitted products.

Nokian Forest King F2

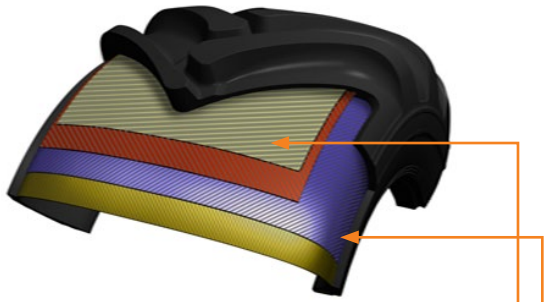

Improved tyre performance with tracks

- Wider and straighter contact point to give better traction to the tracks
- Perfect support for tracks in every point of the tread and shoulders
- Durable tread, sidewalls and carcass for excellent operating hours

Diagonal Forestry Tyre

- The tyre carcass is protected by steel fortification (SF).
- Multiple ply cords are laid at alternate angles substantially less than 90° to the centerline of the tread.



Nokian Forest King F2 tread depth measuring point beside tie-bar

Sizes

- Nokian Forest King F2 600/50-22.5 20PR – T445619
- Nokian Forest King F2 710/40-22.5 20PR – T445608
- Nokian Forest King F2 710/40-24.5 20PR – T445572
- Nokian Forest King F2 600/55-26.5 20PR – T445573
- Nokian Forest King F2 710/45-26.5 20PR – T445571
- Nokian Forest King F2 710/45-26.5 24PR – T445589
- Nokian Forest King F2 800/40-26.5 20PR – T445603
- Nokian Forest King F2 750/55-26.5 24PR – T445574
- Nokian Forest King F2 710/55-28.5 24PR – T445570
- Nokian Forest King F2 780/50-28.5 24PR – T445537

Nokian Forest King F2 600/50-22.5 20PR – T445619

SF = STEEL FORTIFIED TT = TUBE-TYPE, to be fitted with tube

Product code	Size	LI/SS	PR	Pattern Forest King	Steel fortified	TT/TL	Rim	Permitted rims	Width		Diameter		Loaded static radius		Rolling circumference		Inflation pressure for load capacity calculation		Max. Inflation pressure		Total tread depth		Tread depth measured on top of tie-bar	
									mm	in	mm	in	mm	in	mm	in	kPa	psi	kPa	psi	mm	32 nds in	mm	32 nds in
T445619	600/50-22.5	159 A8 / 167 A2	20	F2	SF	TT	AG 20.00		600	23.6	1 170	46.1	539	21.2	3 544	139.5	500	73	550	80	30	38	-	-

Load capacity values for forestry use

Inflation Pressure		Road 40 km/h / 25 mph		Road 30 km/h / 20 mph		Road 20 km/h / 12.5 mph		Forestry service (LT) 10 km/h / 5 mph	
kPa	psi	kg	lbs	kg	lbs	kg	lbs	kg	lbs
160	23	2 120	4 675	2 270	5 005	2 610	5 755	2 575	5 675
200	29	2 430	5 355	2 600	5 730	2 990	6 590	3 000	6 615
240	35	2 725	6 010	2 920	6 435	3 350	7 385	3 350	7 385
280	41	3 000	6 615	3 210	7 075	3 690	8 135	3 650	8 045
320	46	3 250	7 165	3 480	7 670	4 000	8 820	4 000	8 820
360	52	3 450	7 605	3 690	8 135	4 240	9 350	4 250	9 370
400	58	3 550	7 825	3 800	8 375	4 370	9 635	4 375	9 645
450	65	4 000	8 820	4 280	9 435	4 920	10 845	4 875	10 745
500	73	4 375	9 645	4 680	10 320	5 380	11 860	5 450	12 015

Maximum inflation pressure 550 kPa, without increase to the above load capacity values.

Liquid and salt ballasting

Tyre volume 100%		Water filling (75%)		Water / salt filling (75% / -30°C / -22°F)					
				Water		Salt ($CaCl_2$)		Total weight increase	
l	gal (US)	l	gal (US)	l	gal (US)	kg	lbs	kg	lbs
320	85	240	65	197	50	100	220	297	655

Tubes and valves

USE ALWAYS WITH TUBE

Tube product code	Valve tube-type
T55089	TR 218 A

Nokian Forest King F2 710/40-22.5 20PR – T445608

SF = STEEL FORTIFIED TT = TUBE-TYPE, to be fitted with tube

Product code	Size	LI/SS	PR	Pattern Forest King	Steel fortified	TT/TL	Rim	Permitted rims	Width		Diameter		Loaded static radius		Rolling circumference		Inflation pressure for load capacity calculation		Max. Inflation pressure		Total tread depth		Tread depth measured on top of tie-bar	
									mm	in	mm	in	mm	in	mm	in	kPa	psi	kPa	psi	mm	32 nds in	mm	32 nds in
T445608	710/40-22.5	161 A8 / 168 A2	20	F2	SF	TT	AG 24.00		710	28	1 170	46.1	537	21.1	3 550	139.8	500	73	550	80	30	38	-	-

Load capacity values for forestry use

Inflation Pressure		Road 40 km/h / 25 mph		Road 30 km/h / 20 mph		Road 20 km/h / 12.5 mph		Forestry service (LT) 10 km/h / 5 mph	
kPa	psi	kg	lbs	kg	lbs	kg	lbs	kg	lbs
160	23	2 240	4 940	2 400	5 290	2 760	6 085	2 725	6 010
200	29	2 575	5 675	2 760	6 085	3 170	6 990	3 150	6 945
240	35	2 900	6 395	3 100	6 835	3 570	7 870	3 550	7 825
280	41	3 150	6 945	3 370	7 430	3 870	8 530	3 875	8 545
320	46	3 450	7 605	3 690	8 135	4 240	9 350	4 250	9 370
360	52	3 750	8 265	4 010	8 840	4 610	10 165	4 625	10 195
500	73	4 625	10 195	4 950	10 915	5 690	12 545	5 600	12 345

Maximum inflation pressure 550 kPa, without increase to the above load capacity values.

Liquid and salt ballasting

Tyre volume 100%		Water filling (75%)		Water / salt filling (75% / -30°C / -22°F)					
				Water		Salt ($CaCl_2$)		Total weight increase	
l	gal (US)	l	gal (US)	l	gal (US)	kg	lbs	kg	lbs
400	105	300	80	246	65	125	275	371	820

Tubes and valves

USE ALWAYS WITH TUBE

Tube product code	Valve tube-type
T55092	TR 218 A

Nokian Forest King F2 710/40-24.5 20PR – T445572

SF = STEEL FORTIFIED TT = TUBE-TYPE, to be fitted with tube

Product code	Size	LI/SS	PR	Pattern Forest King	Steel fortified	TT/TL	Rim	Permitted rims	Width		Diameter		Loaded static radius		Rolling circumference		Inflation pressure for load capacity calculation		Max. Inflation pressure		Total tread depth		Tread depth measured on top of tie-bar	
									mm	in	mm	in	mm	in	mm	in	kPa	psi	kPa	psi	mm	32 nds in	mm	32 nds in
T445572	710/40-24.5	163 A8 / 170 A2	20	F2	SF	TT	AG 24.00		710	28.0	1 230	48.4	570	22.4	3 738	147.2	500	73	550	80	35	44	-	-

Load capacity values for forestry use

Inflation Pressure		Road 40 km/h / 25 mph		Road 30 km/h / 20 mph		Road 20 km/h / 12.5 mph		Forestry service (LT) 10 km/h / 5 mph	
kPa	psi	kg	lbs	kg	lbs	kg	lbs	kg	lbs
160	23	2 360	5 205	2 530	5 580	2 900	6 395	2 900	6 395
200	29	2 725	6 010	2 920	6 435	3 350	7 385	3 350	7 385
240	35	3 000	6 615	3 210	7 075	3 650	8 045	3 650	8 045
280	41	3 250	7 165	3 480	7 670	4 000	8 820	4 000	8 820
320	46	3 550	7 825	3 800	8 375	4 375	9 645	4 375	9 645
360	52	3 750	8 265	4 010	8 840	4 625	10 195	4 625	10 195
400	58	4 000	8 820	4 280	9 435	4 875	10 745	4 875	10 745
450	65	4 375	9 645	4 680	10 320	5 450	12 015	5 450	12 015
500	73	4 875	10 745	5 220	11 510	6 000	13 230	6 000	13 230

Maximum inflation pressure 550 kPa, without increase to the above load capacity values.

Liquid and salt ballasting

Tyre volume 100%		Water filling (75%)		Water / salt filling (75% / -30°C / -22°F)					
				Water		Salt ($CaCl_2$)		Total weight increase	
l	gal (US)	l	gal (US)	l	gal (US)	kg	lbs	kg	lbs
384	100	290	75	236	60	120	265	357	785

Tubes and valves

USE ALWAYS WITH TUBE

Tube product code	Valve tube-type
T545448	TR 218 A

Nokian Forest King F2 600/55-26.5 20PR – T445573

SF = STEEL FORTIFIED TT = TUBE-TYPE, to be fitted with tube

Product code	Size	LI/SS	PR	Pattern Forest King	Steel fortified	TT/TL	Rim	Permitted rims	Width		Diameter		Loaded static radius		Rolling circumference		Inflation pressure for load capacity calculation		Max. Inflation pressure		Total tread depth		Tread depth measured on top of tie-bar	
									mm	in	mm	in	mm	in	mm	in	kPa	psi	kPa	psi	mm	32 nds in	mm	32 nds in
T445573	600/55-26.5	165 A8 / 172 A2	20	F2	SF	TT	AG 20.00		601	23.7	1 340	52.8	618	24.3	4 071	160.3	500	73	550	80	35	44	-	-

Load capacity values for forestry use

Inflation Pressure		Road 40 km/h / 25 mph		Road 30 km/h / 20 mph		Road 20 km/h / 12.5 mph		Forestry service (LT) 10 km/h / 5 mph	
kPa	psi	kg	lbs	kg	lbs	kg	lbs	kg	lbs
160	23	2 500	5 510	2 680	5 910	3 075	6 780	3 075	6 780
200	29	2 800	6 175	3 000	6 615	3 450	7 605	3 450	7 605
240	35	3 150	6 945	3 370	7 430	3 875	8 545	3 875	8 545
280	41	3 450	7 605	3 690	8 135	4 250	9 370	4 250	9 370
320	46	3 750	8 265	4 010	8 840	4 625	10 195	4 625	10 195
360	52	4 000	8 820	4 280	9 435	4 875	10 745	4 875	10 745
400	58	4 250	9 370	4 550	10 030	5 300	11 685	5 300	11 685
450	65	4 625	10 195	4 950	10 915	5 600	12 345	5 600	12 345
500	73	5 150	11 355	5 510	12 145	6 300	13 890	6 300	13 890

Maximum inflation pressure 550 kPa, without increase to the above load capacity values.

Liquid and salt ballasting

Tyre volume 100%		Water filling (75%)		Water / salt filling (75% / -30°C / -22°F)					
				Water		Salt ($CaCl_2$)		Total weight increase	
l	gal (US)	l	gal (US)	l	gal (US)	kg	lbs	kg	lbs
430	115	325	85	265	70	135	300	400	880

Tubes and valves

USE ALWAYS WITH TUBE

Tube product code	Valve tube-type
T55098	TR 218 A

Nokian Forest King F2 710/45-26.5 20PR – T445571

SF = STEEL FORTIFIED TT = TUBE-TYPE, to be fitted with tube

Product code	Size	LI/SS	PR	Pattern Forest King	Steel fortified	TT/TL	Rim	Permitted rims	Width		Diameter		Loaded static radius		Rolling circumference		Inflation pressure for load capacity calculation		Max. Inflation pressure		Total tread depth		Tread depth measured on top of tie-bar	
									mm	in	mm	in	mm	in	mm	in	kPa	psi	kPa	psi	mm	32 nds in	mm	32 nds in
T445571	710/45-26.5	168 A8 / 175 A2	20	F2	SF	TT	AG 24.00		710	28.0	1 340	52.8	622	24.5	4 084	160.8	500	73	550	80	35	44	-	-

Load capacity values for forestry use

Inflation Pressure		Road 40 km/h / 25 mph		Road 30 km/h / 20 mph		Road 20 km/h / 12.5 mph		Forestry service (LT) 10 km/h / 5 mph	
kPa	psi	kg	lbs	kg	lbs	kg	lbs	kg	lbs
160	23	2 725	6 010	2 920	6 435	3 350	7 385	3 350	7 385
200	29	3 075	6 780	3 290	7 255	3 750	8 265	3 750	8 265
240	35	3 450	7 605	3 690	8 135	4 250	9 370	4 250	9 370
280	41	3 750	8 265	4 010	8 840	4 625	10 195	4 625	10 195
320	46	4 125	9 095	4 410	9 720	5 000	11 025	5 000	11 025
360	52	4 375	9 645	4 680	10 320	5 450	12 015	5 450	12 015
400	58	4 625	10 195	4 950	10 915	5 600	12 345	5 600	12 345
450	65	5 000	11 025	5 350	11 795	6 150	13 560	6 150	13 560
500	73	5 600	12 345	5 990	13 205	6 900	15 210	6 900	15 210

Maximum inflation pressure 550 kPa, without increase to the above load capacity values.

Liquid and salt ballasting

Tyre volume 100%		Water filling (75%)		Water / salt filling (75% / -30°C / -22°F)					
				Water		Salt ($CaCl_2$)		Total weight increase	
l	gal (US)	l	gal (US)	l	gal (US)	kg	lbs	kg	lbs
500	130	375	100	308	80	157	345	465	1 025

Tubes and valves

USE ALWAYS WITH TUBE

Tube product code	Valve tube-type
T55099	TR 218 A

Nokian Forest King F2 710/45-26.5 24PR – T445589

SF = STEEL FORTIFIED TT = TUBE-TYPE, to be fitted with tube

Product code	Size	LI/SS	PR	Pattern Forest King	Steel fortified	TT/TL	Rim	Permitted rims	Width		Diameter		Loaded static radius		Rolling circumference		Inflation pressure for load capacity calculation		Max. Inflation pressure		Total tread depth		Tread depth measured on top of tie-bar	
									mm	in	mm	in	mm	in	mm	in	kPa	psi	kPa	psi	mm	32 nds in	mm	32 nds in
T445589	710/45-26.5	173 A8 / 180 A2	24	F2	SF	TT	AG 24.00		710	28.0	1 340	52.8	621	24.4	4 084	160.8	600	87	600	87	35	44	-	-

Load capacity values for forestry use

Inflation Pressure		Road 40 km/h / 25 mph		Road 30 km/h / 20 mph		Road 20 km/h / 12.5 mph		Forestry service (LT) 10 km/h / 5 mph	
kPa	psi	kg	lbs	kg	lbs	kg	lbs	kg	lbs
160	23	2 725	6 010	2 920	6 435	3 350	7 385	3 350	7 385
200	29	3 075	6 780	3 290	7 255	3 750	8 265	3 750	8 265
240	35	3 450	7 605	3 690	8 135	4 250	9 370	4 250	9 370
280	41	3 750	8 265	4 010	8 840	4 625	10 195	4 625	10 195
320	46	4 125	9 095	4 410	9 720	5 000	11 025	5 000	11 025
360	52	4 375	9 645	4 680	10 320	5 450	12 015	5 450	12 015
400	58	4 625	10 195	4 950	10 915	5 600	12 345	5 600	12 345
450	65	5 000	11 025	5 350	11 795	6 150	13 560	6 150	13 560
500	73	5 600	12 345	5 990	13 205	6 900	15 210	6 900	15 210
550	80	6 000	13 230	6 420	14 155	7 300	16 095	7 300	16 095
600	87	6 500	14 330	6 960	15 345	8 000	17 635	8 000	17 635

Maximum inflation pressure 600 kPa.

Liquid and salt ballasting

Tyre volume 100%		Water filling (75%)		Water / salt filling (75% / -30°C / -22°F)					
				Water		Salt ($CaCl_2$)		Total weight increase	
l	gal (US)	l	gal (US)	l	gal (US)	kg	lbs	kg	lbs
500	130	375	100	308	80	157	345	465	1 025

Tubes and valves

USE ALWAYS WITH TUBE

Tube product code	Valve tube-type
T55099	TR 218 A

Nokian Forest King F2 800/40-26.5 20PR – T445603

SF = STEEL FORTIFIED TT = TUBE-TYPE, to be fitted with tube

Product code	Size	LI/SS	PR	Pattern Forest King	Steel fortified	TT/TL	Rim	Permitted rims	Width		Diameter		Loaded static radius		Rolling circumference		Inflation pressure for load capacity calculation		Max. Inflation pressure		Total tread depth		Tread depth measured on top of tie-bar	
									mm	in	mm	in	mm	in	mm	in	kPa	psi	kPa	psi	mm	32 nds in	mm	32 nds in
T445603	800/40-26.5	170 A8 / 177 A2	20	F2	SF	TT	AG 28.00		800	31.5	1 340	52.8	620	24.4	4 084	160.8	500	73	550	80	35	44	-	-

Load capacity values for forestry use

Inflation Pressure		Road 40 km/h / 25 mph		Road 30 km/h / 20 mph		Road 20 km/h / 12.5 mph		Forestry service (LT) 10 km/h / 5 mph	
kPa	psi	kg	lbs	kg	lbs	kg	lbs	kg	lbs
160	23	2 900	6 395	3 100	6 835	3 550	7 825	3 550	7 825
200	29	3 350	7 385	3 580	7 890	4 125	9 095	4 125	9 095
240	35	3 750	8 265	4 010	8 840	4 625	10 195	4 625	10 195
280	41	4 125	9 095	4 410	9 720	5 000	11 025	5 000	11 025
320	46	4 375	9 645	4 680	10 320	5 450	12 015	5 450	12 015
360	52	4 750	10 470	5 080	11 200	5 800	12 785	5 800	12 785
400	58	5 000	11 025	5 350	11 795	6 150	13 560	6 150	13 560
450	65	5 450	12 015	5 830	12 855	6 700	14 770	6 700	14 770
500	73	6 000	13 230	6 420	14 155	7 300	16 095	7 300	16 095

Maximum inflation pressure 500 kPa.

Liquid and salt ballasting

Tyre volume 100%		Water filling (75%)		Water / salt filling (75% / -30°C / -22°F)					
				Water		Salt ($CaCl_2$)		Total weight increase	
l	gal (US)	l	gal (US)	l	gal (US)	kg	lbs	kg	lbs
580	155	435	115	357	95	182	400	539	1 190

Tubes and valves

USE ALWAYS WITH TUBE

Tube product code	Valve tube-type
T545312	TR 218 A

Nokian Forest King F2 750/55-26.5 24PR – T445574

SF = STEEL FORTIFIED TT = TUBE-TYPE, to be fitted with tube

Product code	Size	LI/SS	PR	Pattern Forest King	Steel fortified	TT/TL	Rim	Permitted rims	Width		Diameter		Loaded static radius		Rolling circumference		Inflation pressure for load capacity calculation		Max. Inflation pressure		Total tread depth		Tread depth measured on top of tie-bar	
									mm	in	mm	in	mm	in	mm	in	kPa	psi	kPa	psi	mm	32 nds in	mm	32 nds in
T445574	750/55-26.5	182 A8 / 189 A2	24	F2	SF	TT	AG 24.00		750	29.5	1 485	58.5	674	26.5	4 486	176.6	600	87	600	87	35	44	-	-

Load capacity values for forestry use

Inflation Pressure		Road 40 km/h / 25 mph		Road 30 km/h / 20 mph		Road 20 km/h / 12.5 mph		Forestry service (LT) 10 km/h / 5 mph	
kPa	psi	kg	lbs	kg	lbs	kg	lbs	kg	lbs
160	23	3 550	7 825	3 800	8 375	4 375	9 645	4 375	9 645
200	29	4 125	9 095	4 410	9 720	5 000	11 025	5 000	11 025
240	35	4 625	10 195	4 950	10 915	5 600	12 345	5 600	12 345
280	41	5 000	11 025	5 350	11 795	6 150	13 560	6 150	13 560
320	46	5 450	12 015	5 830	12 855	6 700	14 770	6 700	14 770
360	52	5 800	12 785	6 210	13 690	7 100	15 655	7 100	15 655
400	58	6 000	13 230	6 420	14 155	7 300	16 095	7 300	16 095
450	65	6 700	14 770	7 170	15 805	8 250	18 190	8 250	18 190
500	73	7 300	16 095	7 810	17 220	9 000	19 840	9 000	19 840
550	80	8 000	17 635	8 560	18 870	9 840	21 695	9 750	21 495
600	87	8 500	18 740	9 100	20 060	10 460	23 060	10 000	22 045

Maximum inflation pressure 600 kPa.

Liquid and salt ballasting

Tyre volume 100%		Water filling (75%)		Water / salt filling (75% / -30°C / -22°F)					
				Water		Salt ($CaCl_2$)		Total weight increase	
l	gal (US)	l	gal (US)	l	gal (US)	kg	lbs	kg	lbs
650	170	490	130	400	105	204	450	604	1 330

Tubes and valves

USE ALWAYS WITH TUBE

Tube product code	Valve tube-type
T55102	TR 218 A

Nokian Forest King F2 710/55-28.5 24PR – T445570

SF = STEEL FORTIFIED TT = TUBE-TYPE, to be fitted with tube

Product code	Size	LI/SS	PR	Pattern Forest King	Steel fortified	TT/TL	Rim	Permitted rims	Width		Diameter		Loaded static radius		Rolling circumference		Inflation pressure for load capacity calculation		Max. Inflation pressure		Total tread depth		Tread depth measured on top of tie-bar	
									mm	in	mm	in	mm	in	mm	in	kPa	psi	kPa	psi	mm	32 nds in	mm	32 nds in
T445570	710/55-28.5	180 A8 / 187 A2	24	F2	SF	TT	AG24.00		710	28	1 525	60	696	27.4	4 618	181.8	600	87	600	87	35	44	-	-

Load capacity values for forestry use

Inflation Pressure		Road 40 km/h / 25 mph		Road 30 km/h / 20 mph		Road 20 km/h / 12.5 mph		Forestry service (LT) 10 km/h / 5 mph	
kPa	psi	kg	lbs	kg	lbs	kg	lbs	kg	lbs
160	23	3 350	7 385	3 580	7 890	4 120	9 085	4 125	9 095
200	29	3 875	8 545	4 150	9 150	4 770	10 515	4 750	10 470
240	35	4 250	9 370	4 550	10 030	5 230	11 530	5 300	11 685
280	41	4 625	10 195	4 950	10 915	5 690	12 545	5 600	12 345
320	46	5 000	11 025	5 350	11 795	6 150	13 560	6 150	13 560
360	52	5 300	11 685	5 670	12 500	6 520	14 375	6 500	14 330
400	58	5 600	12 345	5 990	13 205	6 890	15 190	6 900	15 210
450	65	6 300	13 890	6 740	14 860	7 750	17 085	7 750	17 085
500	73	6 900	15 210	7 380	16 270	8 490	18 715	8 500	18 740
550	80	7 500	16 535	8 030	17 705	9 230	20 350	9 250	20 395
600	87	8 000	17 635	8 560	18 870	9 840	21 695	9 750	21 495

Maximum inflation pressure 600 kPa.

Liquid and salt ballasting

Tyre volume 100%		Water filling (75%)		Water / salt filling (75% / -30°C / -22°F)					
				Water		Salt ($CaCl_2$)		Total weight increase	
l	gal (US)	l	gal (US)	l	gal (US)	kg	lbs	kg	lbs
664	175	500	130	409	110	208	460	617	1 360

Tubes and valves

USE ALWAYS WITH TUBE

Tube product code	Valve tube-type
T545543	TR218A

Nokian Forest King F2 780/50-28.5 24PR – T445537

SF = STEEL FORTIFIED TT = TUBE-TYPE, to be fitted with tube

Product code	Size	LI/SS	PR	Pattern Forest King	Steel fortified	TT/TL	Rim	Permitted rims	Width		Diameter		Loaded static radius		Rolling circumference		Inflation pressure for load capacity calculation		Max. Inflation pressure		Total tread depth		Tread depth measured on top of tie-bar	
									mm	in	mm	in	mm	in	mm	in	kPa	psi	kPa	psi	mm	32 nds in	mm	32 nds in
T445537	780/50-28.5	182 A8 / 190 A2	24	F2	SF	TT	AG 26.00		780	30.7	1 525	60	697	27.4	4 618	181.8	600	87	600	87	35	44	-	-

Load capacity values for forestry use

Inflation Pressure		Road 40 km/h / 25 mph		Road 30 km/h / 20 mph		Road 20 km/h / 12.5 mph		Forestry service (LT) 10 km/h / 5 mph	
kPa	psi	kg	lbs	kg	lbs	kg	lbs	kg	lbs
160	23	3 550	7 825	3 800	8 375	4 370	9 635	4 375	9 645
200	29	4 125	9 095	4 410	9 720	5 070	11 175	5 000	11 025
240	35	4 500	9 920	4 820	10 625	5 540	12 215	5 600	12 345
280	41	5 000	11 025	5 350	11 795	6 150	13 560	6 150	13 560
320	46	5 300	11 685	5 670	12 500	6 520	14 375	6 500	14 330
360	52	5 600	12 345	5 990	13 205	6 890	15 190	6 900	15 210
400	58	6 000	13 230	6 420	14 155	7 380	16 270	7 300	16 095
450	65	6 700	14 770	7 170	15 805	8 240	18 165	8 250	18 190
500	73	7 300	16 095	7 810	17 220	8 980	19 795	9 000	19 840
550	80	8 000	17 635	8 560	18 870	9 840	21 695	9 750	21 495
600	87	8 500	18 740	9 100	20 060	10 460	23 060	10 600	23 370

Maximum inflation pressure 600 kPa.

Liquid and salt ballasting

Tyre volume 100%		Water filling (75%)		Water / salt filling (75% / -30°C / -22°F)					
				Water		Salt ($CaCl_2$)		Total weight increase	
l	gal (US)	l	gal (US)	l	gal (US)	kg	lbs	kg	lbs
705	185	530	140	495	130	220	485	715	1 575

Tubes and valves

USE ALWAYS WITH TUBE

Tube product code	Valve tube-type
T545543	TR218A

Nokian Forest King F2 – all sizes

SF = STEEL FORTIFIED TT = TUBE-TYPE, to be fitted with tube

Product code	Size	LI/SS	PR	Pattern Forest King	Steel fortified	TT/TL	Rim	Permitted rims	Width		Diameter		Loaded static radius		Rolling circumference		Inflation pressure for load capacity calculation		Max. Inflation pressure		Total tread depth		Tread depth measured on top of tie-bar	
									mm	in	mm	in	mm	in	mm	in	kPa	psi	kPa	psi	mm	32 nds in	mm	32 nds in
T445619	600/50-22.5	159 A8 / 167 A2	20	F2	SF	TT	AG 20.00		600	23.6	1 170	46.1	539	21.2	3 544	139.5	500	73	550	80	30	38	-	-
T445608	710/40-22.5	161 A8 / 168 A2	20	F2	SF	TT	AG 24.00		710	28	1 170	46.1	537	21.1	3 550	139.8	500	73	550	80	30	38	-	-
T445572	710/40-24.5	163 A8 / 170 A2	20	F2	SF	TT	AG 24.00		710	28.0	1 230	48.4	570	22.4	3 738	147.2	500	73	550	80	35	44	-	-
T445573	600/55-26.5	165 A8 / 172 A2	20	F2	SF	TT	AG 20.00		601	23.7	1 340	52.8	618	24.3	4 071	160.3	500	73	550	80	35	44	-	-
T445571	710/45-26.5	168 A8 / 175 A2	20	F2	SF	TT	AG 24.00		710	28.0	1 340	52.8	622	24.5	4 084	160.8	500	73	550	80	35	44	-	-
T445589	710/45-26.5	173 A8 / 180 A2	24	F2	SF	TT	AG 24.00		710	28.0	1 340	52.8	621	24.4	4 084	160.8	600	87	600	87	35	44	-	-
T445603	800/40-26.5	170 A8 / 177 A2	20	F2	SF	TT	AG 28.00		800	31.5	1 340	52.8	620	24.4	4 084	160.8	500	73	550	80	35	44	-	-
T445574	750/55-26.5	182 A8 / 189 A2	24	F2	SF	TT	AG 24.00		750	29.5	1 485	58.5	674	26.5	4 486	176.6	600	87	600	87	35	44	-	-
T445570	710/55-28.5	180 A8 / 187 A2	24	F2	SF	TT	AG 24.00		710	28.0	1 525	60.0	696	27.4	4 618	181.8	600	87	600	87	35	44	-	-
T445537	780/50-28.5	182 A8 / 190 A2	24	F2	SF	TT	AG 26.00		780	30.7	1 525	60.0	697	27.4	4 618	181.8	600	87	600	87	35	44	-	-

Nokian Forest King F



Sturdy and stable tyre for demanding forestry use

- Tyre profile designed to give optimised ground contact batch and straight obstacle yielding sidewalls
- Durable tread and sidewalls for excellent operating hours
- Reliable fit and functionability for track and chain use
- Steel protection against punctures

Diagonal Forestry Tyre

- The tyre carcass is protected by steel fortification (SF).
- Multiple ply cords are laid at alternate angles substantially less than 90° to the centerline of the tread.



Nokian Forest King F tread depth measuring point beside tie-bar

Sizes

- Nokian Forest King F 710/40-22.5 16PR – T445366
- Nokian Forest King F 710/40-24.5 20PR – T445397
- Nokian Forest King F 600/55-26.5 20PR – T445340
- Nokian Forest King F 710/45-26.5 16PR – T445336
- Nokian Forest King F 710/45-26.5 20PR – T445311
- Nokian Forest King F 710/45-26.5 24PR – T445523
- Nokian Forest King F 750/55-26.5 20PR – T445333
- Nokian Forest King F 780/55-26.5 20PR – T445454
- Nokian Forest King F 800/40-26.5 20PR – T445296

Nokian Forest King F 710/40-22.5 16PR – T445366

SF = STEEL FORTIFIED TT = TUBE-TYPE, to be fitted with tube

Product code	Size	LI/SS	PR	Pattern Forest King	Steel fortified	TT/TL	Rim	Permitted rims	Width		Diameter		Loaded static radius		Rolling circumference		Inflation pressure for load capacity calculation		Max. Inflation pressure		Total tread depth		Tread depth measured on top of tie-bar	
									mm	in	mm	in	mm	in	mm	in	kPa	psi	kPa	psi	mm	32 nds in	mm	32 nds in
T445366	710/40-22.5	152 A8 / 159 A2	16	F	SF	TT	AG 24.00		727	28.6	1 171	46.1	537	21.1	3 519	138.5	320	46	400	58	28	35	-	-

Load capacity values for forestry use

Inflation Pressure		Road 40 km/h / 25 mph		Road 30 km/h / 20 mph		Road 20 km/h / 12.5 mph		Forestry service (LT) 10 km/h / 5 mph	
kPa	psi	kg	lbs	kg	lbs	kg	lbs	kg	lbs
160	23	2 240	4 940	2 400	5 290	2 725	6 010	2 725	6 010
200	29	2 575	5 675	2 760	6 085	3 150	6 945	3 150	6 945
240	35	2 900	6 395	3 100	6 835	3 550	7 825	3 550	7 825
280	41	3 150	6 945	3 370	7 430	3 875	8 545	3 875	8 545
320	46	3 450	7 605	3 690	8 135	4 250	9 370	4 250	9 370

Maximum inflation pressure 400 kPa, without increase to the above load capacity values.

Liquid and salt ballasting

Tyre volume 100%		Water filling (75%)		Water / salt filling (75% / -30°C / -22°F)					
				Water		Salt ($CaCl_2$)		Total weight increase	
l	gal (US)	l	gal (US)	l	gal (US)	kg	lbs	kg	lbs
400	105	300	80	246	65	125	275	372	820

Tubes and valves

USE ALWAYS WITH TUBE

Tube product code	Valve tube-type
T55092	TR 218 A

Nokian Forest King F 710/40-24.5 20PR – T445397

SF = STEEL FORTIFIED TT = TUBE-TYPE, to be fitted with tube

Product code	Size	LI/SS	PR	Pattern Forest King	Steel fortified	TT/TL	Rim	Permitted rims	Width		Diameter		Loaded static radius		Rolling circumference		Inflation pressure for load capacity calculation		Max. Inflation pressure		Total tread depth		Tread depth measured on top of tie-bar	
									mm	in	mm	in	mm	in	mm	in	kPa	psi	kPa	psi	mm	32 nds in	mm	32 nds in
T445397	710/40-24.5	163 A8 / 170 A2	20	F	SF	TT	AG 24.00		710	28.0	1 230	48.4	573	22.6	3 729	146.8	500	73	550	80	29	37	-	-

Load capacity values for forestry use

Inflation Pressure		Road 40 km/h / 25 mph		Road 30 km/h / 20 mph		Road 20 km/h / 12.5 mph		Forestry service (LT) 10 km/h / 5 mph	
kPa	psi	kg	lbs	kg	lbs	kg	lbs	kg	lbs
160	23	2 360	5 205	2 530	5 580	2 900	6 395	2 900	6 395
200	29	2 725	6 010	2 920	6 435	3 350	7 385	3 350	7 385
240	35	3 000	6 615	3 210	7 075	3 650	8 045	3 650	8 045
280	41	3 250	7 165	3 480	7 670	4 000	8 820	4 000	8 820
320	46	3 550	7 825	3 800	8 375	4 375	9 645	4 375	9 645
360	52	3 750	8 265	4 010	8 840	4 625	10 195	4 625	10 195
400	58	4 000	8 820	4 280	9 435	4 875	10 745	4 875	10 745
450	65	4 375	9 645	4 680	10 320	5 450	12 015	5 450	12 015
500	73	4 875	10 745	5 220	11 510	6 000	13 230	6 000	13 230

Maximum inflation pressure 550 kPa, without increase to the above load capacity values.

Liquid and salt ballasting

Tyre volume 100%		Water filling (75%)		Water / salt filling (75% / -30°C / -22°F)					
				Water		Salt ($CaCl_2$)		Total weight increase	
l	gal (US)	l	gal (US)	l	gal (US)	kg	lbs	kg	lbs
384	100	290	75	236	60	120	265	357	785

Tubes and valves

USE ALWAYS WITH TUBE

Tube product code	Valve tube-type
T545448	TR 218 A

Nokian Forest King F 600/55-26.5 20PR – T445340

SF = STEEL FORTIFIED TT = TUBE-TYPE, to be fitted with tube

Product code	Size	LI/SS	PR	Pattern Forest King	Steel fortified	TT/TL	Rim	Permitted rims	Width		Diameter		Loaded static radius		Rolling circumference		Inflation pressure for load capacity calculation		Max. Inflation pressure		Total tread depth		Tread depth measured on top of tie-bar	
									mm	in	mm	in	mm	in	mm	in	kPa	psi	kPa	psi	mm	32 nds in	mm	32 nds in
T445340	600/55-26.5	165 A8 / 172 A2	20	F	SF	TT	AG 20.00		601	23.7	1 340	52.8	624	24.6	4 065	160	500	73	550	80	30	38	-	-

Load capacity values for forestry use

Inflation Pressure		Road 40 km/h / 25 mph		Road 30 km/h / 20 mph		Road 20 km/h / 12.5 mph		Forestry service (LT) 10 km/h / 5 mph	
kPa	psi	kg	lbs	kg	lbs	kg	lbs	kg	lbs
160	23	2 500	5 510	2 680	5 910	3 075	6 780	3 075	6 780
200	29	2 800	6 175	3 000	6 615	3 450	7 605	3 450	7 605
240	35	3 150	6 945	3 370	7 430	3 875	8 545	3 875	8 545
280	41	3 450	7 605	3 690	8 135	4 250	9 370	4 250	9 370
320	46	3 750	8 265	4 010	8 840	4 625	10 195	4 625	10 195
360	52	4 000	8 820	4 280	9 435	4 875	10 745	4 875	10 745
400	58	4 250	9 370	4 550	10 030	5 300	11 685	5 300	11 685
450	65	4 625	10 195	4 950	10 915	5 600	12 345	5 600	12 345
500	73	5 150	11 355	5 510	12 145	6 300	13 890	6 300	13 890

Maximum inflation pressure 550 kPa, without increase to the above load capacity values.

Liquid and salt ballasting

Tyre volume 100%		Water filling (75%)		Water / salt filling (75% / -30°C / -22°F)					
				Water		Salt ($CaCl_2$)		Total weight increase	
l	gal (US)	l	gal (US)	l	gal (US)	kg	lbs	kg	lbs
430	115	325	85	265	70	135	300	400	880

Tubes and valves

USE ALWAYS WITH TUBE

Tube product code	Valve tube-type
T55098	TR 218 A

Nokian Forest King F 710/45-26.5 16PR – T445336

SF = STEEL FORTIFIED TT = TUBE-TYPE, to be fitted with tube

Product code	Size	LI/SS	PR	Pattern Forest King	Steel fortified	TT/TL	Rim	Permitted rims	Width		Diameter		Loaded static radius		Rolling circumference		Inflation pressure for load capacity calculation		Max. Inflation pressure		Total tread depth		Tread depth measured on top of tie-bar	
									mm	in	mm	in	mm	in	mm	in	kPa	psi	kPa	psi	mm	32 nds in	mm	32 nds in
T445336	710/45-26.5	161 A8 / 168 A2	16	F	SF	TT	AG 24.00		710	28.0	1 340	52.8	622	24.5	4 046	159.3	400	58	460	67	30	38	-	-

Load capacity values for forestry use

Inflation Pressure		Road 40 km/h / 25 mph		Road 30 km/h / 20 mph		Road 20 km/h / 12.5 mph		Forestry service (LT) 10 km/h / 5 mph	
kPa	psi	kg	lbs	kg	lbs	kg	lbs	kg	lbs
160	23	2 725	6 010	2 920	6 435	3 350	7 385	3 350	7 385
200	29	3 075	6 780	3 290	7 255	3 750	8 265	3 750	8 265
240	35	3 450	7 605	3 690	8 135	4 250	9 370	4 250	9 370
280	41	3 750	8 265	4 010	8 840	4 625	10 195	4 625	10 195
320	46	4 125	9 095	4 410	9 720	5 000	11 025	5 000	11 025
360	52	4 375	9 645	4 680	10 320	5 450	12 015	5 450	12 015
400	58	4 625	10 195	4 950	10 915	5 600	12 345	5 600	12 345

Maximum inflation pressure 460 kPa, without increase to the above load capacity values.

Liquid and salt ballasting

Tyre volume 100%		Water filling (75%)		Water / salt filling (75% / -30°C / -22°F)					
				Water		Salt ($CaCl_2$)		Total weight increase	
l	gal (US)	l	gal (US)	l	gal (US)	kg	lbs	kg	lbs
500	130	375	100	308	80	157	345	465	1 025

Tubes and valves

USE ALWAYS WITH TUBE

Tube product code	Valve tube-type
T55099	TR 218 A

Nokian Forest King F 710/45-26.5 20PR – T445311

SF = STEEL FORTIFIED TT = TUBE-TYPE, to be fitted with tube

Product code	Size	LI/SS	PR	Pattern Forest King	Steel fortified	TT/TL	Rim	Permitted rims	Width		Diameter		Loaded static radius		Rolling circumference		Inflation pressure for load capacity calculation		Max. Inflation pressure		Total tread depth		Tread depth measured on top of tie-bar	
									mm	in	mm	in	mm	in	mm	in	kPa	psi	kPa	psi	mm	32 nds in	mm	32 nds in
T445311	710/45-26.5	168 A8 / 175 A2	20	F	SF	TT	AG 24.00		710	28.0	1 340	52.8	622	24.5	4 046	159.3	500	73	550	80	30	38	-	-

Load capacity values for forestry use

Inflation Pressure		Road 40 km/h / 25 mph		Road 30 km/h / 20 mph		Road 20 km/h / 12.5 mph		Forestry service (LT) 10 km/h / 5 mph	
kPa	psi	kg	lbs	kg	lbs	kg	lbs	kg	lbs
160	23	2 725	6 010	2 920	6 435	3 350	7 385	3 350	7 385
200	29	3 075	6 780	3 290	7 255	3 750	8 265	3 750	8 265
240	35	3 450	7 605	3 690	8 135	4 250	9 370	4 250	9 370
280	41	3 750	8 265	4 010	8 840	4 625	10 195	4 625	10 195
320	46	4 125	9 095	4 410	9 720	5 000	11 025	5 000	11 025
360	52	4 375	9 645	4 680	10 320	5 450	12 015	5 450	12 015
400	58	4 625	10 195	4 950	10 915	5 600	12 345	5 600	12 345
450	65	5 000	11 025	5 350	11 795	6 150	13 560	6 150	13 560
500	73	5 600	12 345	5 990	13 205	6 900	15 210	6 900	15 210

Maximum inflation pressure 550 kPa, without increase to the above load capacity values.

Liquid and salt ballasting

Tyre volume 100%		Water filling (75%)		Water / salt filling (75% / -30°C / -22°F)					
				Water		Salt ($CaCl_2$)		Total weight increase	
l	gal (US)	l	gal (US)	l	gal (US)	kg	lbs	kg	lbs
500	130	375	100	308	80	157	345	465	1 025

Tubes and valves

USE ALWAYS WITH TUBE

Tube product code	Valve tube-type
T55099	TR 218 A

Nokian Forest King F 710/45-26.5 24PR – T445523

SF = STEEL FORTIFIED TT = TUBE-TYPE, to be fitted with tube

Product code	Size	LI/SS	PR	Pattern Forest King	Steel fortified	TT/TL	Rim	Permitted rims	Width		Diameter		Loaded static radius		Rolling circumference		Inflation pressure for load capacity calculation		Max. Inflation pressure		Total tread depth		Tread depth measured on top of tie-bar	
									mm	in	mm	in	mm	in	mm	in	kPa	psi	kPa	psi	mm	32 nds in	mm	32 nds in
T445523	710/45-26.5	173 A8 / 180 A2	24	F	SF	TT	AG 24.00		710	28.0	1 340	52.8	620	24.4	4 084	160.8	600	87	600	87	30	38	-	-

Load capacity values for forestry use

Inflation Pressure		Road 40 km/h / 25 mph		Road 30 km/h / 20 mph		Road 20 km/h / 12.5 mph		Forestry service (LT) 10 km/h / 5 mph	
kPa	psi	kg	lbs	kg	lbs	kg	lbs	kg	lbs
160	23	2 725	6 010	2 920	6 435	3 350	7 385	3 350	7 385
200	29	3 075	6 780	3 290	7 255	3 750	8 265	3 750	8 265
240	35	3 450	7 605	3 690	8 135	4 250	9 370	4 250	9 370
280	41	3 750	8 265	4 010	8 840	4 625	10 195	4 625	10 195
320	46	4 125	9 095	4 410	9 720	5 000	11 025	5 000	11 025
360	52	4 375	9 645	4 680	10 320	5 450	12 015	5 450	12 015
400	58	4 625	10 195	4 950	10 915	5 600	12 345	5 600	12 345
450	65	5 000	11 025	5 350	11 795	6 150	13 560	6 150	13 560
500	73	5 600	12 345	5 990	13 205	6 900	15 210	6 900	15 210
550	80	6 000	13 230	6 420	14 155	7 300	16 095	7 300	16 095
600	87	6 500	14 330	6 960	15 345	8 000	17 635	8 000	17 635

Maximum inflation pressure 600 kPa.

Liquid and salt ballasting

Tyre volume 100%		Water filling (75%)		Water / salt filling (75% / -30°C / -22°F)					
				Water		Salt ($CaCl_2$)		Total weight increase	
l	gal (US)	l	gal (US)	l	gal (US)	kg	lbs	kg	lbs
500	130	375	100	308	80	157	345	465	1 025

Tubes and valves

USE ALWAYS WITH TUBE

Tube product code	Valve tube-type
T55099	TR 218 A

Nokian Forest King F 750/55-26.5 20PR – T445333

SF = STEEL FORTIFIED TT = TUBE-TYPE, to be fitted with tube

Product code	Size	LI/SS	PR	Pattern Forest King	Steel fortified	TT/TL	Rim	Permitted rims	Width		Diameter		Loaded static radius		Rolling circumference		Inflation pressure for load capacity calculation		Max. Inflation pressure		Total tread depth		Tread depth measured on top of tie-bar	
									mm	in	mm	in	mm	in	mm	in	kPa	psi	kPa	psi	mm	32 nds in	mm	32 nds in
T445333	750/55-26.5	177 A8/ 184 A2	20	F	SF	TT	AG 24.00		750	29.5	1 485	58.5	680	26.8	4 467	175.9	500	73	550	80	32	40	-	-

Load capacity values for forestry use

Inflation Pressure		Road 40 km/h / 25 mph		Road 30 km/h / 20 mph		Road 20 km/h / 12.5 mph		Forestry service (LT) 10 km/h / 5 mph	
kPa	psi	kg	lbs	kg	lbs	kg	lbs	kg	lbs
160	23	3 550	7 825	3 800	8 375	4 375	9 645	4 375	9 645
200	29	4 125	9 095	4 410	9 720	5 000	11 025	5 000	11 025
240	35	4 625	10 195	4 950	10 915	5 600	12 345	5 600	12 345
280	41	5 000	11 025	5 350	11 795	6 150	13 560	6 150	13 560
320	46	5 450	12 015	5 830	12 855	6 700	14 770	6 700	14 770
360	52	5 800	12 785	6 210	13 690	7 100	15 655	7 100	15 655
400	58	6 000	13 230	6 420	14 155	7 300	16 095	7 300	16 095
450	65	6 700	14 770	7 170	15 805	8 250	18 190	8 250	18 190
500	73	7 300	16 095	7 810	17 220	9 000	19 840	9 000	19 840

Maximum inflation pressure 550 kPa, without increase to the above load capacity values.

Liquid and salt ballasting

Tyre volume 100%		Water filling (75%)		Water / salt filling (75% / -30°C / -22°F)					
				Water		Salt ($CaCl_2$)		Total weight increase	
l	gal (US)	l	gal (US)	l	gal (US)	kg	lbs	kg	lbs
650	170	490	130	400	105	204	450	604	1 330

Tubes and valves

USE ALWAYS WITH TUBE

Tube product code	Valve tube-type
T55102	TR 218 A

Nokian Forest King F 780/55-26.5 20PR – T445454

SF = STEEL FORTIFIED TT = TUBE-TYPE, to be fitted with tube

Product code	Size	LI/SS	PR	Pattern Forest King	Steel fortified	TT/TL	Rim	Permitted rims	Width		Diameter		Loaded static radius		Rolling circumference		Inflation pressure for load capacity calculation		Max. Inflation pressure		Total tread depth		Tread depth measured on top of tie-bar	
									mm	in	mm	in	mm	in	mm	in	kPa	psi	kPa	psi	mm	32 nds in	mm	32 nds in
T445454	780/55-26.5	179 A8 / 186 A2	20	F	SF	TT	AG 26.00	AG 24.00	780	30.7	1 485	58.5	680	26.8	4 524	178.1	500	73	600	87	35	44	-	-

Load capacity values for forestry use

Inflation Pressure		Road 40 km/h / 25 mph		Road 30 km/h / 20 mph		Road 20 km/h / 12.5 mph		Forestry service (LT) 10 km/h / 5 mph	
kPa	psi	kg	lbs	kg	lbs	kg	lbs	kg	lbs
160	23	3 750	8 265	4 010	8 840	4 610	10 165	4 625	10 195
200	29	4 250	9 370	4 550	10 030	5 230	11 530	5 300	11 685
240	35	4 750	10 470	5 080	11 200	5 840	12 875	5 800	12 785
280	41	5 300	11 685	5 670	12 500	6 520	14 375	6 500	14 330
320	46	5 600	12 345	5 990	13 205	6 890	15 190	6 900	15 210
360	52	6 000	13 230	6 420	14 155	7 380	16 270	7 300	16 095
400	58	6 300	13 890	6 740	14 860	7 750	17 085	7 750	17 085
450	65	7 100	15 655	7 600	16 755	8 730	19 245	8 750	19 290
500	73	7 750	17 085	8 290	18 275	9 530	21 010	9 500	20 945
550	80	8 500	18 740	9 100	20 060	10 460	23 060	10 600	23 370

Maximum inflation pressure 550 kPa.

Liquid and salt ballasting

Tyre volume 100%		Water filling (75%)		Water / salt filling (75% / -30°C / -22°F)					
				Water		Salt ($CaCl_2$)		Total weight increase	
l	gal (US)	l	gal (US)	l	gal (US)	kg	lbs	kg	lbs
700	185	525	140	431	115	220	485	650	1 435

Tubes and valves

USE ALWAYS WITH TUBE

Tube product code	Valve tube-type
T55102	TR 218 A

Nokian Forest King F 800/40-26.5 20PR – T445296

SF = STEEL FORTIFIED TT = TUBE-TYPE, to be fitted with tube

Product code	Size	LI/SS	PR	Pattern Forest King	Steel fortified	TT/TL	Rim	Permitted rims	Width		Diameter		Loaded static radius		Rolling circumference		Inflation pressure for load capacity calculation		Max. Inflation pressure		Total tread depth		Tread depth measured on top of tie-bar	
									mm	in	mm	in	mm	in	mm	in	kPa	psi	kPa	psi	mm	32 nds in	mm	32 nds in
T445296	800/40-26.5	170 A8 / 177 A2	20	F	SF	TT	AG 28.00		800	31.5	1 340	52.8	620	24.4	4 059	159.8	500	73	500	73	30	38	-	-

Load capacity values for forestry use

Inflation Pressure		Road 40 km/h / 25 mph		Road 30 km/h / 20 mph		Road 20 km/h / 12.5 mph		Forestry service (LT) 10 km/h / 5 mph	
kPa	psi	kg	lbs	kg	lbs	kg	lbs	kg	lbs
160	23	2 900	6 395	3 100	6 835	3 550	7 825	3 550	7 825
200	29	3 350	7 385	3 580	7 890	4 125	9 095	4 125	9 095
240	35	3 750	8 265	4 010	8 840	4 625	10 195	4 625	10 195
280	41	4 125	9 095	4 410	9 720	5 000	11 025	5 000	11 025
320	46	4 375	9 645	4 680	10 320	5 450	12 015	5 450	12 015
360	52	4 750	10 470	5 080	11 200	5 800	12 785	5 800	12 785
400	58	5 000	11 025	5 350	11 795	6 150	13 560	6 150	13 560
450	65	5 450	12 015	5 830	12 855	6 700	14 770	6 700	14 770
500	73	6 000	13 230	6 420	14 155	7 300	16 095	7 300	16 095

Maximum inflation pressure 500 kPa.

Liquid and salt ballasting

Tyre volume 100%		Water filling (75%)		Water / salt filling (75% / -30°C / -22°F)					
				Water		Salt ($CaCl_2$)		Total weight increase	
l	gal (US)	l	gal (US)	l	gal (US)	kg	lbs	kg	lbs
580	155	435	115	357	95	182	400	539	1 190

Tubes and valves

USE ALWAYS WITH TUBE

Tube product code	Valve tube-type
T545312	TR 218 A

Nokian Forest King F – all sizes

SF = STEEL FORTIFIED TT = TUBE-TYPE, to be fitted with tube

Product code	Size	LI/SS	PR	Pattern Forest King	Steel fortified	TT/TL	Rim	Permitted rims	Width		Diameter		Loaded static radius		Rolling circumference		Inflation pressure for load capacity calculation		Max. Inflation pressure		Total tread depth		Tread depth measured on top of tie-bar	
									mm	in	mm	in	mm	in	mm	in	kPa	psi	kPa	psi	mm	32 nds in	mm	32 nds in
T445366	710/40-22.5	152 A8 / 159 A2	16	F	SF	TT	AG 24.00		727	28.6	1 171	46.1	537	21.1	3 519	138.5	320	46	400	58	28	35	-	-
T445397	710/40-24.5	163 A8 / 170 A2	20	F	SF	TT	AG 24.00		710	28.0	1 230	48.4	573	22.6	3 729	146.8	500	73	550	80	29	37	-	-
T445340	600/55-26.5	165 A8 / 172 A2	20	F	SF	TT	AG 20.00		601	23.7	1 340	52.8	624	24.6	4 065	160	500	73	550	80	30	38	-	-
T445336	710/45-26.5	161 A8 / 168 A2	16	F	SF	TT	AG 24.00		710	28.0	1 340	52.8	622	24.5	4 046	159.3	400	58	460	67	30	38	-	-
T445311	710/45-26.5	168 A8 / 175 A2	20	F	SF	TT	AG 24.00		710	28.0	1 340	52.8	622	24.5	4 046	159.3	500	73	550	80	30	38	-	-
T445523	710/45-26.5	173 A8 / 180 A2	24	F	SF	TT	AG 24.00		710	28.0	1 340	52.8	620	24.4	4 084	160.8	600	87	600	87	30	38	-	-
T445333	750/55-26.5	177 A8/ 184 A2	20	F	SF	TT	AG 24.00		750	29.5	1 485	58.5	680	26.8	4 467	175.9	500	73	550	80	32	40	-	-
T445454	780/55-26.5	179 A8 / 186 A2	20	F	SF	TT	AG 26.00	AG 24.00	780	30.7	1 485	58.5	680	26.8	4 524	178.1	500	73	600	87	35	44	-	-
T445296	800/40-26.5	170 A8 / 177 A2	20	F	SF	TT	AG 28.00		800	31.5	1 340	52.8	620	24.4	4 059	159.8	500	73	500	73	30	38	-	-

Nokian Forest King ELS L-2

Efficient operating hours

- Sturdy and stable low profile tyre
- Durable tread and sidewalls giving excellent operating hours
- Steel fortification against punctures

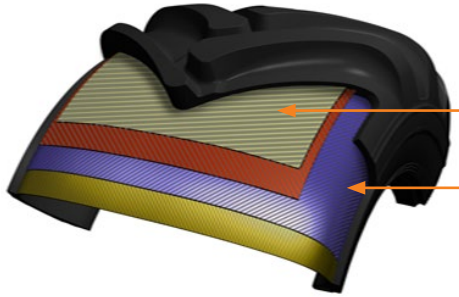

Diagonal Forestry Tyre

- The tyre carcass is protected by steel fortification (SF).
- Multiple ply cords are laid at alternate angles substantially less than 90° to the centerline of the tread.

Nokian ELS L-2 tread depth measuring point

Sizes

- Nokian Forest King ELS L-2 600/50-22.5 16PR – T486034
- Nokian Forest King ELS L-2 650/65-26.5 20PR – T486066

Nokian Forest King ELS L-2 600/50-22.5 16PR – T486034

SF = STEEL FORTIFIED TT = TUBE-TYPE, to be fitted with tube

Product code	Size	LI/SS	PR	Pattern Forest King	Steel fortified	TT/TL	Rim	Permitted rims	Width		Diameter		Loaded static radius		Rolling circumference		Inflation pressure for load capacity calculation		Max. Inflation pressure		Total tread depth		Tread depth measured on top of tie-bar	
									mm	in	mm	in	mm	in	mm	in	kPa	psi	kPa	psi	mm	32 nds in	mm	32 nds in
T486034	600/50-22.5	149 A8 / 156 A2	16	ELS L-2	SF	TT	AG 20.00		600	23.6	1 171	46.1	531	20.9	3 522	138.7	320	46	430	62	32	40	-	-

Load capacity values for forestry use

Inflation Pressure		Road 40 km/h / 25 mph		Road 30 km/h / 20 mph		Road 20 km/h / 12.5 mph		Forestry service (LT) 10 km/h / 5 mph	
kPa	psi	kg	lbs	kg	lbs	kg	lbs	kg	lbs
160	23	2 120	4 675	2 120	4 675	2 575	5 675	2 575	5 675
200	29	2 430	5 355	2 430	5 355	3 000	6 615	3 000	6 615
240	35	2 725	6 010	2 725	6 010	3 350	7 385	3 350	7 385
280	41	3 000	6 615	3 000	6 615	3 650	8 045	3 650	8 045
320	46	3 250	7 165	3 250	7 165	4 000	8 820	4 000	8 820

Liquid and salt ballasting

Tyre volume 100%		Water filling (75%)		Water / salt filling (75% / -30°C / -22°F)					
				Water		Salt ($CaCl_2$)		Total weight increase	
l	gal (US)	l	gal (US)	l	gal (US)	kg	lbs	kg	lbs
350	90	265	70	215	55	110	245	325	715

Maximum inflation pressure 430 kPa, without increase to the above load capacity values.

Tubes and valves

USE ALWAYS WITH TUBE

Tube product code	Valve tube-type
T55089	TR 218 A

Nokian Forest King ELS L-2 650/65-26.5 20PR – T486066

SF = STEEL FORTIFIED TT = TUBE-TYPE, to be fitted with tube

Product code	Size	LI/SS	PR	Pattern Forest King	Steel fortified	TT/TL	Rim	Permitted rims	Width		Diameter		Loaded static radius		Rolling circumference		Inflation pressure for load capacity calculation		Max. Inflation pressure		Total tread depth		Tread depth measured on top of tie-bar	
									mm	in	mm	in	mm	in	mm	in	kPa	psi	kPa	psi	mm	32 nds in	mm	32 nds in
T486066	650/65-26.5	174 A8 / 181 A2	20	ELS L-2	SF	TT	AG 20.00		650	25.6	1 485	58.5	674	26.5	4 461	175.6	500	73	550	80	35	44	32	40

Load capacity values for forestry use

Inflation Pressure		Road 40 km/h / 25 mph		Road 30 km/h / 20 mph		Road 20 km/h / 12.5 mph		Forestry service (LT) 10 km/h / 5 mph	
kPa	psi	kg	lbs	kg	lbs	kg	lbs	kg	lbs
160	23	3 250	7 165	3 480	7 670	4 000	8 820	4 000	8 820
200	29	3 750	8 265	4 010	8 840	4 625	10 195	4 625	10 195
240	35	4 250	9 370	4 550	10 030	5 300	11 685	5 300	11 685
280	41	4 625	10 195	4 950	10 915	5 600	12 345	5 600	12 345
320	46	5 000	11 025	5 350	11 795	6 150	13 560	6 150	13 560
360	52	5 300	11 685	5 670	12 500	6 500	14 330	6 500	14 330
400	58	5 600	12 345	5 990	13 205	6 900	15 210	6 900	15 210
450	65	6 150	13 560	6 580	14 505	7 500	16 535	7 500	16 535
500	73	6 700	14 770	7 170	15 805	8 250	18 190	8 250	18 190

Liquid and salt ballasting

Tyre volume 100%		Water filling (75%)		Water / salt filling (75% / -30°C / -22°F)					
				Water		Salt ($CaCl_2$)		Total weight increase	
l	gal (US)	l	gal (US)	l	gal (US)	kg	lbs	kg	lbs
585	155	440	115	360	95	184	405	544	1 200

Maximum inflation pressure 550 kPa, without increase to the above load capacity values.

Tubes and valves

USE ALWAYS WITH TUBE

Tube product code	Valve tube-type
T55102	TR 218 A

Nokian Forest King ELS L-2 – all sizes

SF = STEEL FORTIFIED TT = TUBE-TYPE, to be fitted with tube

Product code	Size	LI/SS	PR	Pattern Forest King	Steel fortified	TT/TL	Rim	Permitted rims	Width		Diameter		Loaded static radius		Rolling circumference		Inflation pressure for load capacity calculation		Max. Inflation pressure		Total tread depth		Tread depth measured on top of tie-bar	
									mm	in	mm	in	mm	in	mm	in	kPa	psi	kPa	psi	mm	32 nds in	mm	32 nds in
T486034	600/50-22.5	149 A8 / 156 A2	16	ELS L-2	SF	TT	AG 20.00		600	23.6	1 171	46.1	531	20.9	3 522	138.7	320	46	430	62	32	40	-	-
T486066	650/65-26.5	174 A8 / 181 A2	20	ELS L-2	SF	TT	AG 20.00		650	25.6	1 485	58.5	674	26.5	4 461	175.6	500	73	550	80	35	44	33	42

Nokian Nordman Forest F

Nokian Nordman Forest F

- Cost efficient solution for CTL machines without compromising in reliability and functionability
- Well known and trusted Forest King F as the basis of design
- Excellent solution as a replacement tyre for CTL machines and also for overhauled machines as basic maintenance involving tyres

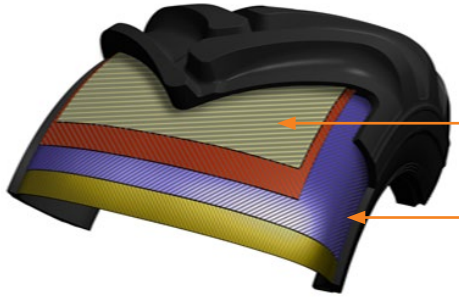

Diagonal Forestry Tyre

- The tyre carcass is protected by steel fortification (SF).
- Multiple ply cords are laid at alternate angles substantially less than 90° to the centerline of the tread.

Nokian Nordman Forest F tread depth measuring point

Sizes

- Nokian Nordman Forest ELS L-2 600/50-22.5 16PR – T445623
- Nokian Nordman Forest F 710/40-22.5 16PR – T445625
- Nokian Nordman Forest F 710/40-24.5 20PR – T445599
- Nokian Nordman Forest F 600/55-26.5 20PR – T445598
- Nokian Nordman Forest F 710/45-26.5 20PR – T445565
- Nokian Nordman Forest F 750/55-26.5 20PR – T445597

Nokian Nordman Forest ELS L-2 600/50-22.5 16PR – T445623

SF = STEEL FORTIFIED TT = TUBE-TYPE, to be fitted with tube

Product code	Size	LI/SS	PR	Pattern Nordman Forest	Steel fortified	TT/TL	Recommended rim	Width		Diameter		Loaded static radius		Rolling circumference		Tread depth	
								mm	in	mm	in	mm	in	mm	in	mm	32 nds in
T445623	600/50-22.5	149 A8 / 156 A2	16	ELS L-2	SF	TT	AG 20.00	600	23.6	1 171	46.1	543	21.4	3 544	139.5	32	40

Load capacity values for forestry use

Inflation Pressure		Road 40 km/h / 25 mph		Road 30 km/h / 20 mph		Road 20 km/h / 12.5 mph		Forestry service (LT) 10 km/h / 5 mph	
kPa	psi	kg	lbs	kg	lbs	kg	lbs	kg	lbs
160	23	2 120	4 675	2 120	4 675	2 575	5 675	2 575	5 675
200	29	2 430	5 355	2 430	5 355	3 000	6 615	3 000	6 615
240	35	2 725	6 010	2 725	6 010	3 350	7 385	3 350	7 385
280	41	3 000	6 615	3 000	6 615	3 650	8 045	3 650	8 045
320	46	3 250	7 165	3 250	7 165	4 000	8 820	4 000	8 820

Maximum pressure / Track pressure 400 kPa/58 p.s.i.

Liquid and salt ballasting

Tyre volume 100%		Water filling (75%)		Water / salt filling (75% / -30°C / -22°F)					
				Water		Salt ($CaCl_2$)		Total weight increase	
l	gal (US)	l	gal (US)	l	gal (US)	kg	lbs	kg	lbs
350	90	265	70	215	55	110	240	325	715

Tubes and valves

USE ALWAYS WITH TUBE

Tube product code	Valve tube-type
T55089	TR 218 A

Nokian Nordman Forest F 710/40-22.5 16PR – T445625

SF = STEEL FORTIFIED TT = TUBE-TYPE, to be fitted with tube

Product code	Size	LI/SS	PR	Pattern Nordman Forest	Steel fortified	TT/TL	Recommended rim	Width		Diameter		Loaded static radius		Rolling circumference		Tread depth	
								mm	in	mm	in	mm	in	mm	in	mm	32 nds in
T445625	710/40-22.5	151 A8 / 158 A2	16	F	SF	TT	AG 24.00	710	28	1 171	46.1	538	21.2	3 544	139.5	28	35

Load capacity values for forestry use

Inflation Pressure		Road 40 km/h / 25 mph		Road 30 km/h / 20 mph		Road 20 km/h / 12.5 mph		Forestry service (LT) 10 km/h / 5 mph	
kPa	psi	kg	lbs	kg	lbs	kg	lbs	kg	lbs
160	23	2 240	4 940	2 400	5 290	2 725	6 010	2 725	6 010
200	29	2 575	5 675	2 760	6 085	3 150	6 945	3 150	6 945
240	35	2 900	6 395	3 100	6 835	3 550	7 825	3 550	7 825
280	41	3 150	6 945	3 370	7 430	3 875	8 545	3 875	8 545
320	46	3 450	7 605	3 690	8 135	4 250	9 370	4 250	9 370

Maximum pressure / Track pressure 400 kPa/58 p.s.i.

Liquid and salt ballasting

Tyre volume 100%		Water filling (75%)		Water / salt filling (75% / -30°C / -22°F)					
				Water		Salt ($CaCl_2$)		Total weight increase	
l	gal (US)	l	gal (US)	l	gal (US)	kg	lbs	kg	lbs
400	105	300	80	246	65	125	275	371	820

Tubes and valves

USE ALWAYS WITH TUBE

Tube product code	Valve tube-type
T55092	TR 218 A

Nokian Nordman Forest F 710/40-24.5 20PR – T445599

SF = STEEL FORTIFIED TT = TUBE-TYPE, to be fitted with tube

Product code	Size	LI/SS	PR	Pattern Nordman Forest	Steel fortified	TT/TL	Recommended rim	Width		Diameter		Loaded static radius		Rolling circumference		Tread depth	
								mm	in	mm	in	mm	in	mm	in	mm	32 nds in
T445599	710/40-24.5	163 A8 / 170 A2	20	F	SF	TT	AG 24.00	710	28	1 230	48.4	573	22.6	3 729	146.8	29	37

Load capacity values for forestry use

Inflation Pressure		Road 40 km/h / 25 mph		Road 30 km/h / 20 mph		Road 20 km/h / 12.5 mph		Forestry service (LT) 10 km/h / 5 mph	
kPa	psi	kg	lbs	kg	lbs	kg	lbs	kg	lbs
160	23	2 360	5 205	2 530	5 580	2 900	6 395	2 900	6 395
200	29	2 725	6 010	2 920	6 435	3 350	7 385	3 350	7 385
240	35	3 000	6 615	3 210	7 075	3 650	8 045	3 650	8 045
280	41	3 250	7 165	3 480	7 670	4 000	8 820	4 000	8 820
320	46	3 550	7 825	3 800	8 375	4 375	9 645	4 375	9 645
360	52	3 750	8 265	4 010	8 840	4 625	10 195	4 625	10 195
400	58	4 000	8 820	4 280	9 435	4 875	10 745	4 875	10 745
450	65	4 375	9 645	4 680	10 320	5 450	12 015	5 450	12 015
500	73	4 875	10 745	5 220	11 510	6 000	13 230	6 000	13 230

Maximum pressure / Track pressure 550 kPa/80 p.s.i.

Liquid and salt ballasting

Tyre volume 100%		Water filling (75%)		Water / salt filling (75% / -30°C / -22°F)					
				Water		Salt ($CaCl_2$)		Total weight increase	
l	gal (US)	l	gal (US)	l	gal (US)	kg	lbs	kg	lbs
384	100	290	75	236	60	120	265	356	785

Tubes and valves

USE ALWAYS WITH TUBE

Tube product code	Valve tube-type
T545448	TR 218 A

Nokian Nordman Forest F 600/55-26.5 20PR – T445598

SF = STEEL FORTIFIED TT = TUBE-TYPE, to be fitted with tube

Product code	Size	LI/SS	PR	Pattern Nordman Forest	Steel fortified	TT/TL	Recommended rim	Width		Diameter		Loaded static radius		Rolling circumference		Tread depth	
								mm	in	mm	in	mm	in	mm	in	mm	32 nds in
T445598	600/55-26.5	165 A8 / 172 A2	20	F	SF	TT	AG 20.00	601	23.7	1 340	52.8	624	24.6	4 065	160	30	38

Load capacity values for forestry use

Inflation Pressure		Road 40 km/h / 25 mph		Road 30 km/h / 20 mph		Road 20 km/h / 12.5 mph		Forestry service (LT) 10 km/h / 5 mph	
kPa	psi	kg	lbs	kg	lbs	kg	lbs	kg	lbs
160	23	2 500	5 510	2 680	5 910	3 075	6 780	3 075	6 780
200	29	2 800	6 175	3 000	6 615	3 450	7 605	3 450	7 605
240	35	3 150	6 945	3 370	7 430	3 875	8 545	3 875	8 545
280	41	3 450	7 605	3 690	8 135	4 250	9 370	4 250	9 370
320	46	3 750	8 265	4 010	8 840	4 625	10 195	4 625	10 195
360	52	4 000	8 820	4 280	9 435	4 875	10 745	4 875	10 745
400	58	4 250	9 370	4 550	10 030	5 300	11 685	5 300	11 685
450	65	4 625	10 195	4 950	10 915	5 600	12 345	5 600	12 345
500	73	5 150	11 355	5 510	12 145	6 300	13 890	6 300	13 890

Maximum pressure / Track pressure 550 kPa/80 p.s.i.

Liquid and salt ballasting

Tyre volume 100%		Water filling (75%)		Water / salt filling (75% / -30°C / -22°F)					
				Water		Salt ($CaCl_2$)		Total weight increase	
l	gal (US)	l	gal (US)	l	gal (US)	kg	lbs	kg	lbs
430	115	325	85	265	70	135	300	400	880

Tubes and valves

USE ALWAYS WITH TUBE

Tube product code	Valve tube-type
T55098	TR 218 A

Nokian Nordman Forest F 710/45-26.5 20PR – T445565

SF = STEEL FORTIFIED TT = TUBE-TYPE, to be fitted with tube

Product code	Size	LI/SS	PR	Pattern Nordman Forest	Steel fortified	TT/TL	Recommended rim	Width		Diameter		Loaded static radius		Rolling circumference		Tread depth	
								mm	in	mm	in	mm	in	mm	in	mm	32 nds in
T445565	710/45-26.5	168 A8 / 175 A2	20	F	SF	TT	AG 24.00	710	28	1 340	52.8	622	24.5	4 046	159.3	30	38

Load capacity values for forestry use

Inflation Pressure		Road 40 km/h / 25 mph		Road 30 km/h / 20 mph		Road 20 km/h / 12.5 mph		Forestry service (LT) 10 km/h / 5 mph	
kPa	psi	kg	lbs	kg	lbs	kg	lbs	kg	lbs
160	23	3 550	7 825	3 800	8 375	4 375	9 645	4 375	9 645
200	29	4 125	9 095	4 410	9 720	5 000	11 025	5 000	11 025
240	35	4 625	10 195	4 950	10 915	5 600	12 345	5 600	12 345
280	41	5 000	11 025	5 350	11 795	6 150	13 560	6 150	13 560
320	46	5 450	12 015	5 830	12 855	6 700	14 770	6 700	14 770
360	52	5 800	12 785	6 210	13 690	7 100	15 655	7 100	15 655
400	58	6 000	13 230	6 420	14 155	7 300	16 095	7 300	16 095
450	65	6 700	14 770	7 170	15 805	8 250	18 190	8 250	18 190
500	73	7 300	16 095	7 810	17 220	9 000	19 840	9 000	19 840

Maximum pressure / Track pressure 550 kPa/80 p.s.i.

Liquid and salt ballasting

Tyre volume 100%		Water filling (75%)		Water / salt filling (75% / -30°C / -22°F)					
				Water		Salt ($CaCl_2$)		Total weight increase	
l	gal (US)	l	gal (US)	l	gal (US)	kg	lbs	kg	lbs
490	130	370	100	302	80	154	340	455	1 005

Tubes and valves

USE ALWAYS WITH TUBE

Tube product code	Valve tube-type
T55099	TR 218 A

Nokian Nordman Forest F 750/55-26.5 20PR – T445597

SF = STEEL FORTIFIED TT = TUBE-TYPE, to be fitted with tube

Product code	Size	LI/SS	PR	Pattern Nordman Forest	Steel fortified	TT/TL	Recommended rim	Width		Diameter		Loaded static radius		Rolling circumference		Tread depth	
								mm	in	mm	in	mm	in	mm	in	mm	32 nds in
T445597	750/55-26.5	177 A8 / 184 A2	20	F	SF	TT	AG 24.00	750	29.5	1 485	58.5	680	26.8	4 467	175.9	32	40

Load capacity values for forestry use

Inflation Pressure		Road 40 km/h / 25 mph		Road 30 km/h / 20 mph		Road 20 km/h / 12.5 mph		Forestry service (LT) 10 km/h / 5 mph	
kPa	psi	kg	lbs	kg	lbs	kg	lbs	kg	lbs
160	23	2 725	6 010	2 920	6 435	3 350	7 385	3 350	7 385
200	29	3 075	6 780	3 290	7 255	3 750	8 265	3 750	8 265
240	35	3 450	7 605	3 690	8 135	4 250	9 370	4 250	9 370
280	41	3 750	8 265	4 010	8 840	4 625	10 195	4 625	10 195
320	46	4 125	9 095	4 410	9 720	5 000	11 025	5 000	11 025
360	52	4 375	9 645	4 680	10 320	5 450	12 015	5 450	12 015
400	58	4 625	10 195	4 950	10 915	5 600	12 345	5 600	12 345
450	65	5 000	11 025	5 350	11 795	6 150	13 560	6 150	13 560
500	73	5 600	12 345	5 990	13 205	6 900	15 210	6 900	15 210

Maximum pressure / Track pressure 550 kPa/80 p.s.i.

Liquid and salt ballasting

Tyre volume 100%		Water filling (75%)		Water / salt filling (75% / -30°C / -22°F)					
				Water		Salt ($CaCl_2$)		Total weight increase	
l	gal (US)	l	gal (US)	l	gal (US)	kg	lbs	kg	lbs
650	170	490	130	400	105	204	450	604	1 330

Tubes and valves

USE ALWAYS WITH TUBE

Tube product code	Valve tube-type
T55102	TR 218 A

Nokian Nordman Forest – all sizes

SF = STEEL FORTIFIED TT = TUBE-TYPE, to be fitted with tube

Product code	Size	LI/SS	PR	Pattern Nordman Forest	Steel fortified	TT/TL	Recommended rim	Width		Diameter		Loaded static radius		Rolling circumference		Tread depth	
								mm	in	mm	in	mm	in	mm	in	mm	32 nds in
T445623	600/50-22.5	149 A8 / 156 A2	16	ELS L-2	SF	TT	AG 20.00	600	23.6	1 171	46.1	543	21.4	3 544	139.5	32	40
T445625	710/40-22.5	151 A8 / 158 A2	16	F	SF	TT	AG 24.00	710	28	1 171	46.1	538	21.2	3 544	139.5	28	35
T445599	710/40-24.5	163 A8 / 170 A2	20	F	SF	TT	AG 24.00	710	28	1 230	48.4	573	22.6	3 729	146.8	29	37
T445598	600/55-26.5	165 A8 / 172 A2	20	F	SF	TT	AG 20.00	601	23.7	1 340	52.8	624	24.6	4 065	160	30	38
T445565	710/45-26.5	168 A8 / 175 A2	20	F	SF	TT	AG 24.00	710	28	1 340	52,8	622	24,5	4 046	159,3	30	38
T445597	750/55-26.5	177 A8 / 184 A2	20	F	SF	TT	AG 24.00	750	29.5	1 485	58.5	680	26.8	4 467	175.9	32	40

Replacement guide

Nokian Forest King ELS L-2

Nokian Forest King F2

Nokian Forest King F

Nokian Forest King F2

600/50-22.5

Nokian Forest King ELS L-2 T486034 › Nokian Forest King F2 T445619

Rim:	Compatible	AG20.00x22.5
Tube:	Compatible	T55089
Chains:	Compatible	
Tracks:	Clark	Needs new tracks
	Olofsfors	Needs new tracks

REPLACEABLE WITH ISSUES

710/40-22.5

Nokian Forest King F T445366 › Nokian Forest King F2 T445608

Rim:	Compatible	AG24.00x22.5
Tube:	Compatible	T55092
Chains:	Compatible	
Tracks:	Clark	Needs new tracks
	Olofsfors	Needs new tracks

REPLACEABLE WITH ISSUES

710/40-24.5

Nokian Forest King F T445397 › Nokian Forest King F2 T445572

Rim:	Compatible	AG24.00x24.5
Tube:	Compatible	T545448
Chains:	Compatible	
Tracks:	Compatible	

FULLY REPLACEABLE

See track recommendations ›

Replacement guide

Nokian Forest King F

Nokian Forest King F2

600/55-26.5

Nokian Forest King F T445340 › Nokian Forest King F2 T445573

Rim:	Compatible	AG20.00x26.5
Tube:	Compatible	T55098
Chains:	Compatible	
Tracks:	Clark	Compatible
	Olofsfors	Not perfect fit, slightly narrow

REPLACEABLE WITH ISSUES

710/45-26.5

Nokian Forest King F T445311, T445336, T445523 › Nokian Forest King F2 T445571, T445589

Rim:	Compatible	AG24.00x26.5
Tube:	Compatible	T55099
Chains:	Compatible	
Tracks:	Compatible	

FULLY REPLACEABLE

750/55-26.5

Nokian Forest King F T445333 › Nokian Forest King F2 T445574

Rim:	Compatible	AG24.00x26.5
Tube:	Compatible	T55102
Chains:	Compatible	
Tracks:	Clark	Needs new tracks
	Olofsfors	Needs new tracks

REPLACEABLE WITH ISSUES

800/40-26.5

Nokian Forest King F T445296 › Nokian Forest King F2 T445603

Rim:	Compatible	AG28.00x26.5
Tube:	Compatible	T545312
Chains:	Compatible	
Tracks:	Compatible	

FULLY REPLACEABLE

See track recommendations ›

Track recommendation short list

Track recommendations: Olofsfors and Clark tracks

600/50-22.5 Nokian Forest King F2

	Olofsfors		Clark	
Requirement	Model	Code	Model	Code
Primarily traction	OF 22	095-640115	Grouzer	GL-6001860/24
All around	EVO 22	094-640115	Terra 85	TL-8001860/24
	ECO-TRACK 22	097-640115		
Primarily flotation	Baltic 22	089-640115	FL15 Flotation	FL-1511860/24

710/40-22.5 Nokian Forest King F2

	Olofsfors		Clark	
Requirement	Model	Code	Model	Code
Primarily traction	OF 22	095-652045	Grouzer	GL-6001872/24
All around	EVO 22	094-652045	Terra 85	TL-8001872/24
	ECO-SOFT 22	027-652045		
Primarily flotation	MAGNUM 22	198-652047	Terra - X	TXL-8501872/24

710/40-24.5 Nokian Forest King F2

	Olofsfors		Clark	
Requirement	Model	Code	Model	Code
Primarily traction	OF 22	095-661020	Grouzer	GL-6001874/24
All around	EVO 22	094-661020	Terra 85	TL-8001874/24
	ECO-TRACK 22	097-661020		
Primarily flotation	MAGNUM 22	198-661020	Terra - X	TXL-8501874/24

600/55–26.5 Nokian Forest King F2

	Olofsfors		Clark	
Requirement	Model	Code	Model	Code
Extreme traction	EX 22, 26	190-624040 290-624040	Climbing X	CX-6021866/28
Primarily traction	OF 22, 26	095-624040 294-624040	Grouzer	GL-6001866/28
All around	EVO 22, 26	094-624040 294-624040	Terra 85	TL-8001866/28
	ECO-TRACK 22, 26	097-624040 297-624040		
Primarily flotation	MAGNUM 22	198-624040 298-624040	Terra - X	TXL-8501866/28

710/45-26.5 Nokian Forest King F2

	Olofsfors		Clark	
Requirement	Model	Code	Model	Code
Primarily traction	OF 26	295-644020	Grouzer	GL-6001871/28
All around	EVO 26	294-644020	Terra 85	TL-8001871/28
	ECO-TRACK 26	297-644020	Terra 95	TL-9501871/28
Primarily flotation	MAGNUM 26	298-644020	Terra - X	TXL-8501871/28

NOTE! To find correct track to correct conditions, please contact track representative **www.olofsfors.com** and **www.clarktracks.com**

Disclaimer: the track recommendations set out in this document are based on the information provided by third party track manufacturers and not by Nokian Heavy Tyres Ltd. Nokian Heavy Tyres Ltd. assumes no liability as regards the track recommendations set out in this document, and such recommendations may be used only at the user's own risk.

Track recommendation short list

750/55-26.5 Nokian Forest King F2

	Olofsfors		Clark	
Requirement	Model	Code	Model	Code
Primarily traction	EX 30	490-654080	Grouzer	GL-6001875/28
All around	EVO 26	294-654080	Terra 95	TL-9501875/28
Primarily flotation	EVO-M	394-654080	Terra - X	TXL-8501875/28

710/55–28.5 Nokian Forest King F2

	Olofsfors		Clark	
Requirement	Model	Code	Model	Code
Primarily traction	OF 26	295-680000	Grouzer	GL-6001882/28
All around	EVO 26	297-680000	Terra 95	TL-9501882/28
Primarily flotation	MAGNUM	394-680000	Terra - X	TXL-8501882/28

800/40-26.5 Nokian Forest King F2

	Olofsfors		Clark	
Requirement	Model	Code	Model	Code
Primarily traction	EVO 26	294-656020	Grouzer	GL-6001888/28
All around	ECO TRACK 26	297-656020	Terra 95	TL-9501888/28
Primarily flotation			Terra - X	TXL-8501888/28
Flotation extreme	Magnum 26	298-656021	Terra - X 1000mm	TXL-8591888/28

780/50–28.5 Nokian Forest King F2

	Olofsfors		Clark	
Requirement	Model	Code	Model	Code
Primarily traction	EX 26	490-673000	Grouzer	GL-6001881/28
All around	EVO 26	294-673000	Terra 95	TL-9501881/28
Primarily flotation	EVO-M	394-673000	Terra - X	TXL-8501881/28

NOTE! To find correct track to correct conditions, please contact track representative **www.olofsfors.com** and **www.clarktracks.com**

Disclaimer: the track recommendations set out in this document are based on the information provided by third party track manufacturers and not by Nokian Heavy Tyres Ltd.
Nokian Heavy Tyres Ltd. assumes no liability as regards the track recommendations set out in this document, and such recommendations may be used only at the user's own risk.

Nokian Forest King TRS 2

Ultimate traction

- New lug design and wide tread design gives superior traction
- Shoulder design improves lateral grip and puncture resistance
- Tyre shape with new shoulder desing gives very good track use capabilities
- Sturdy diagonal carcass for excellent operating hours

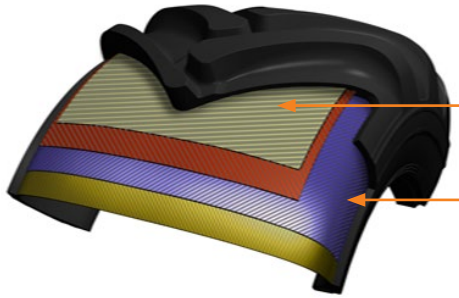

Diagonal Forestry Tyre

- The tyre carcass is protected by steel fortification (SF).
- Multiple ply cords are laid at alternate angles substantially less than 90° to the centerline of the tread.



Nokian Forest King TRS 2 tread depth measuring point

Sizes

- Nokian Forest King TRS 2 600/50-22.5 20PR – T445618
- Nokian Forest King TRS 2 710/40-22.5 20PR – T445607
- Nokian Forest King TRS 2 600/50-24.5 20PR – T445639
- Nokian Forest King TRS 2 710/40-24.5 20PR – T445568
- Nokian Forest King TRS 2 600/55-26.5 20PR – T445567
- Nokian Forest King TRS 2 710/45-26.5 20PR – T445566
- Nokian Forest King TRS 2 710/45-26.5 24PR – T445640
- Nokian Forest King TRS 2 800/40-26.5 20PR – T445594
- Nokian Forest King TRS 2 750/55-26.5 24PR – T445602
- Nokian Forest King TRS 2 710/55-28.5 24PR – T445612
- Nokian Forest King TRS 2 780/50-28.5 24PR – T445581

Nokian Forest King TRS 2 600/50-22.5 20PR – T445618

SF = STEEL FORTIFIED TT = TUBE-TYPE, to be fitted with tube

Product code	Size	LI/SS	PR	Pattern Forest King	Steel fortified	TT/TL	Rim	Permitted rims	Width		Diameter		Loaded static radius		Rolling circumference		Inflation pressure for load capacity calculation		Max. Inflation pressure		Total tread depth		Tread depth measured on top of tie-bar	
									mm	in	mm	in	mm	in	mm	in	kPa	psi	kPa	psi	mm	32 nds in	mm	32 nds in
T445618	600/50-22.5	159 A8 / 167 A2	20	TRS 2	SF	TT	AG 20.00		600	23.6	1 170	46.1	533	21	3 550	139.8	500	73	550	80	42	53	-	-

Load capacity values for forestry use

Inflation Pressure		Road 40 km/h / 25 mph		Road 30 km/h / 20 mph		Road 20 km/h / 12.5 mph		Forestry service (LT) 10 km/h / 5 mph	
kPa	psi	kg	lbs	kg	lbs	kg	lbs	kg	lbs
160	23	2 120	4 675	2 270	5 005	2 610	5 755	2 575	5 675
200	29	2 430	5 355	2 600	5 730	2 990	6 590	3 000	6 615
240	35	2 725	6 010	2 920	6 435	3 350	7 385	3 350	7 385
280	41	3 000	6 615	3 210	7 075	3 690	8 135	3 650	8 045
320	46	3 250	7 165	3 480	7 670	4 000	8 820	4 000	8 820
360	52	3 450	7 605	3 690	8 135	4 240	9 350	4 250	9 370
400	58	3 550	7 825	3 800	8 375	4 370	9 635	4 375	9 645
450	65	4 000	8 820	4 280	9 435	4 920	10 845	4 875	10 745
500	73	4 375	9 645	4 680	10 320	5 380	11 860	5 450	12 015

Maximum inflation pressure 550 kPa, without increase to the above load capacity values.

Liquid and salt ballasting

Tyre volume 100%		Water filling (75%)		Water / salt filling (75% / -30°C / -22°F)					
				Water		Salt ($CaCl_2$)		Total weight increase	
l	gal (US)	l	gal (US)	l	gal (US)	kg	lbs	kg	lbs
300	80	225	60	185	50	94	205	279	615

Tubes and valves

USE ALWAYS WITH TUBE

Tube product code	Valve tube-type
T55089	TR 218 A



Nokian Forest King TRS 2 710/40-22.5 20PR – T445607

SF = STEEL FORTIFIED TT = TUBE-TYPE, to be fitted with tube

Product code	Size	LI/SS	PR	Pattern Forest King	Steel fortified	TT/TL	Rim	Permitted rims	Width		Diameter		Loaded static radius		Rolling circumference		Inflation pressure for load capacity calculation		Max. Inflation pressure		Total tread depth		Tread depth measured on top of tie-bar	
									mm	in	mm	in	mm	in	mm	in	kPa	psi	kPa	psi	mm	32 nds in	mm	32 nds in
T445607	710/40-22.5	161 A8 / 168 A2	20	TRS 2	SF	TT	AG 24.00		710	28.0	1 170	46.1	535	21.1	3 569	140.5	500	73	550	80	42	53	-	-

Load capacity values for forestry use

Inflation Pressure		Road 40 km/h / 25 mph		Road 30 km/h / 20 mph		Road 20 km/h / 12.5 mph		Forestry service (LT) 10 km/h / 5 mph	
kPa	psi	kg	lbs	kg	lbs	kg	lbs	kg	lbs
160	23	2 240	4 940	2 400	5 290	2 760	6 085	2 725	6 010
200	29	2 575	5 675	2 760	6 085	3 170	6 990	3 150	6 945
240	35	2 900	6 395	3 100	6 835	3 570	7 870	3 550	7 825
280	41	3 150	6 945	3 370	7 430	3 870	8 530	3 875	8 545
320	46	3 450	7 605	3 690	8 135	4 240	9 350	4 250	9 370
360	52	3 750	8 265	4 010	8 840	4 610	10 165	4 625	10 195
500	73	4 625	10 195	4 950	10 915	5 690	12 545	5 600	12 345

Maximum inflation pressure 550 kPa, without increase to the above load capacity values.

Liquid and salt ballasting

Tyre volume 100%		Water filling (75%)		Water / salt filling (75% / -30°C / -22°F)					
				Water		Salt ($CaCl_2$)		Total weight increase	
l	gal (US)	l	gal (US)	l	gal (US)	kg	lbs	kg	lbs
400	105	300	80	246	65	125	275	371	820

Tubes and valves

USE ALWAYS WITH TUBE

Tube product code	Valve tube-type
T55092	TR 218 A

Nokian Forest King TRS 2 600/50-24.5 20PR – T445639

SF = STEEL FORTIFIED TT = TUBE-TYPE, to be fitted with tube

Product code	Size	LI/SS	PR	Pattern Forest King	Steel fortified	TT/TL	Rim	Permitted rims	Width		Diameter		Loaded static radius		Rolling circumference		Inflation pressure for load capacity calculation		Max. Inflation pressure		Total tread depth		Tread depth measured on top of tie-bar	
									mm	in	mm	in	mm	in	mm	in	kPa	psi	kPa	psi	mm	32 nds in	mm	32 nds in
T445639	600/50-24.5	164 A8 / 171 A2	20	TRS 2	SF	TT	AG 20.00	AG 22.00	600	23.6	1 170	46.1	566	22.3	3 738	147.2	500	73	550	80	48	61	-	-

Load capacity values for forestry use

Inflation Pressure		Road 40 km/h / 25 mph		Road 30 km/h / 20 mph		Road 20 km/h / 12.5 mph		Forestry service (LT) 10 km/h / 5 mph	
kPa	psi	kg	lbs	kg	lbs	kg	lbs	kg	lbs
160	23	2 180	4 805	2 330	5 135	2 680	5 910	2 650	5 840
200	29	2 500	5 510	2 680	5 910	3 080	6 790	3 075	6 780
240	35	2 800	6 175	3 000	6 615	3 440	7 585	3 450	7 605
280	41	3 075	6 780	3 290	7 255	3 780	8 335	3 750	8 265
320	46	3 350	7 385	3 580	7 890	4 120	9 085	4 125	9 095
360	52	3 550	7 825	3 800	8 375	4 370	9 635	4 375	9 645
400	58	3 750	8 265	4 010	8 840	4 610	10 165	4 625	10 195
450	65	4 125	9 095	4 410	9 720	5 070	11 175	5 000	11 025
500	73	4 500	9 920	4 820	10 625	5 540	12 215	5 600	12 345
550	80	5 000	11 025	5 350	11 795	6 150	13 560	6 150	13 560

Maximum inflation pressure 550 kPa.

Liquid and salt ballasting

Tyre volume 100%		Water filling (75%)		Water / salt filling (75% / -30°C / -22°F)					
				Water		Salt ($CaCl_2$)		Total weight increase	
l	gal (US)	l	gal (US)	l	gal (US)	kg	lbs	kg	lbs
320	85	240	65	197	50	100	220	297	655

Tubes and valves

USE ALWAYS WITH TUBE

Tube product code	Valve tube-type
T545447	TR 218 A

Nokian Forest King TRS 2 710/40-24.5 20PR – T445568

SF = STEEL FORTIFIED TT = TUBE-TYPE, to be fitted with tube

Product code	Size	LI/SS	PR	Pattern Forest King	Steel fortified	TT/TL	Rim	Permitted rims	Width		Diameter		Loaded static radius		Rolling circumference		Inflation pressure for load capacity calculation		Max. Inflation pressure		Total tread depth		Tread depth measured on top of tie-bar	
									mm	in	mm	in	mm	in	mm	in	kPa	psi	kPa	psi	mm	32 nds in	mm	32 nds in
T445568	710/40-24.5	163 A8 / 170 A2	20	TRS 2	SF	TT	AG 24.00		710	28.0	1 230	48.4	570	22.4	3 757	147.9	500	73	550	80	48	61	-	-

Load capacity values for forestry use

Inflation Pressure		Road 40 km/h / 25 mph		Road 30 km/h / 20 mph		Road 20 km/h / 12.5 mph		Forestry service (LT) 10 km/h / 5 mph	
kPa	psi	kg	lbs	kg	lbs	kg	lbs	kg	lbs
160	23	2 360	5 205	2 530	5 580	2 900	6 395	2 900	6 395
200	29	2 725	6 010	2 920	6 435	3 350	7 385	3 350	7 385
240	35	3 000	6 615	3 210	7 075	3 650	8 045	3 650	8 045
280	41	3 250	7 165	3 480	7 670	4 000	8 820	4 000	8 820
320	46	3 550	7 825	3 800	8 375	4 375	9 645	4 375	9 645
360	52	3 750	8 265	4 010	8 840	4 625	10 195	4 625	10 195
400	58	4 000	8 820	4 280	9 435	4 875	10 745	4 875	10 745
450	65	4 375	9 645	4 680	10 320	5 450	12 015	5 450	12 015
500	73	4 875	10 745	5 220	11 510	6 000	13 230	6 000	13 230

Maximum inflation pressure 550 kPa, without increase to the above load capacity values.

Liquid and salt ballasting

Tyre volume 100%		Water filling (75%)		Water / salt filling (75% / -30°C / -22°F)					
				Water		Salt ($CaCl_2$)		Total weight increase	
l	gal (US)	l	gal (US)	l	gal (US)	kg	lbs	kg	lbs
380	100	285	75	234	60	119	260	353	780

Tubes and valves

USE ALWAYS WITH TUBE

Tube product code	Valve tube-type
T545448	TR 218 A

Nokian Forest King TRS 2 600/55-26.5 20PR – T445567

SF = STEEL FORTIFIED TT = TUBE-TYPE, to be fitted with tube

Product code	Size	LI/SS	PR	Pattern Forest King	Steel fortified	TT/TL	Rim	Permitted rims	Width		Diameter		Loaded static radius		Rolling circumference		Inflation pressure for load capacity calculation		Max. Inflation pressure		Total tread depth		Tread depth measured on top of tie-bar	
									mm	in	mm	in	mm	in	mm	in	kPa	psi	kPa	psi	mm	32 nds in	mm	32 nds in
T445567	600/55-26.5	165 A8 / 172 A2	20	TRS 2	SF	TT	AG 20.00		601	23.7	1 340	52.8	619	24.4	4 096	161.3	500	73	550	80	48	61	-	-

Load capacity values for forestry use

Inflation Pressure		Road 40 km/h / 25 mph		Road 30 km/h / 20 mph		Road 20 km/h / 12.5 mph		Forestry service (LT) 10 km/h / 5 mph	
kPa	psi	kg	lbs	kg	lbs	kg	lbs	kg	lbs
160	23	2 500	5 510	2 680	5 910	3 075	6 780	3 075	6 780
200	29	2 800	6 175	3 000	6 615	3 450	7 605	3 450	7 605
240	35	3 150	6 945	3 370	7 430	3 875	8 545	3 875	8 545
280	41	3 450	7 605	3 690	8 135	4 250	9 370	4 250	9 370
320	46	3 750	8 265	4 010	8 840	4 625	10 195	4 625	10 195
360	52	4 000	8 820	4 280	9 435	4 875	10 745	4 875	10 745
400	58	4 250	9 370	4 550	10 030	5 300	11 685	5 300	11 685
450	65	4 625	10 195	4 950	10 915	5 600	12 345	5 600	12 345
500	73	5 150	11 355	5 510	12 145	6 300	13 890	6 300	13 890

Maximum inflation pressure 550 kPa, without increase to the above load capacity values.

Liquid and salt ballasting

Tyre volume 100%		Water filling (75%)		Water / salt filling (75% / -30°C / -22°F)					
				Water		Salt ($CaCl_2$)		Total weight increase	
l	gal (US)	l	gal (US)	l	gal (US)	kg	lbs	kg	lbs
386	100	290	75	238	65	121	265	359	790

Tubes and valves

USE ALWAYS WITH TUBE

Tube product code	Valve tube-type
T55098	TR 218 A



Nokian Forest King TRS 2 710/45-26.5 20PR – T445566

SF = STEEL FORTIFIED TT = TUBE-TYPE, to be fitted with tube

Product code	Size	LI/SS	PR	Pattern Forest King	Steel fortified	TT/TL	Rim	Permitted rims	Width		Diameter		Loaded static radius		Rolling circumference		Inflation pressure for load capacity calculation		Max. Inflation pressure		Total tread depth		Tread depth measured on top of tie-bar	
									mm	in	mm	in	mm	in	mm	in	kPa	psi	kPa	psi	mm	32 nds in	mm	32 nds in
T445566	710/45-26.5	168 A8 / 175 A2	20	TRS 2	SF	TT	AG 24.00		710	28.0	1 340	52.8	618	24.3	4 103	161.5	500	73	550	80	48	61	-	-

Load capacity values for forestry use

Inflation Pressure		Road 40 km/h / 25 mph		Road 30 km/h / 20 mph		Road 20 km/h / 12.5 mph		Forestry service (LT) 10 km/h / 5 mph	
kPa	psi	kg	lbs	kg	lbs	kg	lbs	kg	lbs
160	23	2 725	6 010	2 920	6 435	3 350	7 385	3 350	7 385
200	29	3 075	6 780	3 290	7 255	3 750	8 265	3 750	8 265
240	35	3 450	7 605	3 690	8 135	4 250	9 370	4 250	9 370
280	41	3 750	8 265	4 010	8 840	4 625	10 195	4 625	10 195
320	46	4 125	9 095	4 410	9 720	5 000	11 025	5 000	11 025
360	52	4 375	9 645	4 680	10 320	5 450	12 015	5 450	12 015
400	58	4 625	10 195	4 950	10 915	5 600	12 345	5 600	12 345
450	65	5 000	11 025	5 350	11 795	6 150	13 560	6 150	13 560
500	73	5 600	12 345	5 990	13 205	6 900	15 210	6 900	15 210

Maximum inflation pressure 550 kPa, without increase to the above load capacity values.

Liquid and salt ballasting

Tyre volume 100%		Water filling (75%)		Water / salt filling (75% / -30°C / -22°F)					
				Water		Salt ($CaCl_2$)		Total weight increase	
l	gal (US)	l	gal (US)	l	gal (US)	kg	lbs	kg	lbs
490	130	370	100	302	80	154	340	455	1 005

Tubes and valves

USE ALWAYS WITH TUBE

Tube product code	Valve tube-type
T55099	TR 218 A

Nokian Forest King TRS 2 710/45-26.5 24PR – T445640

SF = STEEL FORTIFIED TT = TUBE-TYPE, to be fitted with tube

Product code	Size	LI/SS	PR	Pattern Forest King	Steel fortified	TT/TL	Rim	Permitted rims	Width		Diameter		Loaded static radius		Rolling circumference		Inflation pressure for load capacity calculation		Max. Inflation pressure		Total tread depth		Tread depth measured on top of tie-bar	
									mm	in	mm	in	mm	in	mm	in	kPa	psi	kPa	psi	mm	32 nds in	mm	32 nds in
T445640	710/45-26.5	173 A8 / 180 A2	24	TRS 2	SF	TT	AG 24.00		710	28.0	1 340	52.8	617	24.3	4 115	162	600	87	600	87	48	61	-	-

Load capacity values for forestry use

Inflation Pressure		Road 40 km/h / 25 mph		Road 30 km/h / 20 mph		Road 20 km/h / 12.5 mph		Forestry service (LT) 10 km/h / 5 mph	
kPa	psi	kg	lbs	kg	lbs	kg	lbs	kg	lbs
160	23	2 725	6 010	2 920	6 435	3 350	7 385	3 350	7 385
200	29	3 075	6 780	3 290	7 255	3 750	8 265	3 750	8 265
240	35	3 450	7 605	3 690	8 135	4 250	9 370	4 250	9 370
280	41	3 750	8 265	4 010	8 840	4 625	10 195	4 625	10 195
320	46	4 125	9 095	4 410	9 720	5 000	11 025	5 000	11 025
360	52	4 375	9 645	4 680	10 320	5 450	12 015	5 450	12 015
400	58	4 625	10 195	4 950	10 915	5 600	12 345	5 600	12 345
450	65	5 000	11 025	5 350	11 795	6 150	13 560	6 150	13 560
500	73	5 600	12 345	5 990	13 205	6 900	15 210	6 900	15 210
550	80	6 000	13 230	6 420	14 155	7 300	16 095	7 300	16 095
600	87	6 500	14 330	6 960	15 345	8 000	17 635	8 000	17 635

Maximum inflation pressure 600 kPa.

Liquid and salt ballasting

Tyre volume 100%		Water filling (75%)		Water / salt filling (75% / -30°C / -22°F)					
				Water		Salt ($CaCl_2$)		Total weight increase	
l	gal (US)	l	gal (US)	l	gal (US)	kg	lbs	kg	lbs
490	130	370	100	302	80	154	340	456	1 005

Tubes and valves

USE ALWAYS WITH TUBE

Tube product code	Valve tube-type
T55099	TR 218 A



Nokian Forest King TRS 2 800/40-26.5 20PR – T445594

SF = STEEL FORTIFIED TT = TUBE-TYPE, to be fitted with tube

Product code	Size	LI/SS	PR	Pattern Forest King	Steel fortified	TT/TL	Rim	Permitted rims	Width		Diameter		Loaded static radius		Rolling circumference		Inflation pressure for load capacity calculation		Max. Inflation pressure		Total tread depth		Tread depth measured on top of tie-bar	
									mm	in	mm	in	mm	in	mm	in	kPa	psi	kPa	psi	mm	32 nds in	mm	32 nds in
T445594	800/40-26.5	170 A8 / 177 A2	20	TRS 2	SF	TT	AG 28.00		800	31.5	1 340	52.8	619	24.4	4 096	161.3	500	73	550	80	48	61	-	-

Load capacity values for forestry use

Inflation Pressure		Road 40 km/h / 25 mph		Road 30 km/h / 20 mph		Road 20 km/h / 12.5 mph		Forestry service (LT) 10 km/h / 5 mph	
kPa	psi	kg	lbs	kg	lbs	kg	lbs	kg	lbs
160	23	2 900	6 395	3 100	6 835	3 550	7 825	3 550	7 825
200	29	3 350	7 385	3 580	7 890	4 125	9 095	4 125	9 095
240	35	3 750	8 265	4 010	8 840	4 625	10 195	4 625	10 195
280	41	4 125	9 095	4 410	9 720	5 000	11 025	5 000	11 025
320	46	4 375	9 645	4 680	10 320	5 450	12 015	5 450	12 015
360	52	4 750	10 470	5 080	11 200	5 800	12 785	5 800	12 785
400	58	5 000	11 025	5 350	11 795	6 150	13 560	6 150	13 560
450	65	5 450	12 015	5 830	12 855	6 700	14 770	6 700	14 770
500	73	6 000	13 230	6 420	14 155	7 300	16 095	7 300	16 095

Maximum inflation pressure 500 kPa.

Liquid and salt ballasting

Tyre volume 100%		Water filling (75%)		Water / salt filling (75% / -30°C / -22°F)					
				Water		Salt ($CaCl_2$)		Total weight increase	
l	gal (US)	l	gal (US)	l	gal (US)	kg	lbs	kg	lbs
570	150	430	115	357	95	182	400	539	1 190

Tubes and valves

USE ALWAYS WITH TUBE

Tube product code	Valve tube-type
T545312	TR 218 A



Nokian Forest King TRS 2 750/55-26.5 24PR – T445602

SF = STEEL FORTIFIED TT = TUBE-TYPE, to be fitted with tube

Product code	Size	LI/SS	PR	Pattern Forest King	Steel fortified	TT/TL	Rim	Permitted rims	Width		Diameter		Loaded static radius		Rolling circumference		Inflation pressure for load capacity calculation		Max. Inflation pressure		Total tread depth		Tread depth measured on top of tie-bar	
									mm	in	mm	in	mm	in	mm	in	kPa	psi	kPa	psi	mm	32 nds in	mm	32 nds in
T445602	750/55-26.5	182 A8 / 189 A2	24	TRS 2	SF	TT	AG 24.00		750	29.5	1 485	58.5	672	26.5	4 499	177.1	600	87	600	87	49	62	-	-

Load capacity values for forestry use

Inflation Pressure		Road 40 km/h / 25 mph		Road 30 km/h / 20 mph		Road 20 km/h / 12.5 mph		Forestry service (LT) 10 km/h / 5 mph	
kPa	psi	kg	lbs	kg	lbs	kg	lbs	kg	lbs
160	23	3 550	7 825	3 800	8 375	4 375	9 645	4 375	9 645
200	29	4 125	9 095	4 410	9 720	5 000	11 025	5 000	11 025
240	35	4 625	10 195	4 950	10 915	5 600	12 345	5 600	12 345
280	41	5 000	11 025	5 350	11 795	6 150	13 560	6 150	13 560
320	46	5 450	12 015	5 830	12 855	6 700	14 770	6 700	14 770
360	52	5 800	12 785	6 210	13 690	7 100	15 655	7 100	15 655
400	58	6 000	13 230	6 420	14 155	7 300	16 095	7 300	16 095
450	65	6 700	14 770	7 170	15 805	8 250	18 190	8 250	18 190
500	73	7 300	16 095	7 810	17 220	9 000	19 840	9 000	19 840
550	80	8 000	17 635	8 560	18 870	9 840	21 695	9 750	21 495
600	87	8 500	18 740	9 100	20 060	10 460	23 060	10 000	22 045

Maximum inflation pressure 600 kPa.

Liquid and salt ballasting

Tyre volume 100%		Water filling (75%)		Water / salt filling (75% / -30°C / -22°F)					
				Water		Salt ($CaCl_2$)		Total weight increase	
l	gal (US)	l	gal (US)	l	gal (US)	kg	lbs	kg	lbs
620	165	465	125	382	100	195	430	577	1 270

Tubes and valves

USE ALWAYS WITH TUBE

Tube product code	Valve tube-type
T55102	TR 218 A



Nokian Forest King TRS 2 710/55-28.5 24PR – T445612

SF = STEEL FORTIFIED TT = TUBE-TYPE, to be fitted with tube

Product code	Size	LI/SS	PR	Pattern Forest King	Steel fortified	TT/TL	Rim	Permitted rims	Width		Diameter		Loaded static radius		Rolling circumference		Inflation pressure for load capacity calculation		Max. Inflation pressure		Total tread depth		Tread depth measured on top of tie-bar	
									mm	in	mm	in	mm	in	mm	in	kPa	psi	kPa	psi	mm	32 nds in	mm	32 nds in
T445612	710/55-28.5	180 A8 / 187 A2	24	TRS 2	SF	TT	AG 24.00		710	28	1 525	60	693	27.3	4 618	181.8	600	87	600	87	49	62	-	-

Load capacity values for forestry use

Inflation Pressure		Road 40 km/h / 25 mph		Road 30 km/h / 20 mph		Road 20 km/h / 12.5 mph		Forestry service (LT) 10 km/h / 5 mph	
kPa	psi	kg	lbs	kg	lbs	kg	lbs	kg	lbs
160	23	3 350	7 385	3 580	7 890	4 120	9 085	4 125	9 095
200	29	3 875	8 545	4 150	9 150	4 770	10 515	4 750	10 470
240	35	4 250	9 370	4 550	10 030	5 230	11 530	5 300	11 685
280	41	4 625	10 195	4 950	10 915	5 690	12 545	5 600	12 345
320	46	5 000	11 025	5 350	11 795	6 150	13 560	6 150	13 560
360	52	5 300	11 685	5 670	12 500	6 520	14 375	6 500	14 330
400	58	5 600	12 345	5 990	13 205	6 890	15 190	6 900	15 210
450	65	6 300	13 890	6 740	14 860	7 750	17 085	7 750	17 085
500	73	6 900	15 210	7 380	16 270	8 490	18 715	8 500	18 740
550	80	7 500	16 535	8 030	17 705	9 230	20 350	9 250	20 395
600	87	8 000	17 635	8 560	18 870	9 840	21 695	9 750	21 495

Maximum inflation pressure 600 kPa.

Liquid and salt ballasting

Tyre volume 100%		Water filling (75%)		Water / salt filling (75% / -30°C / -22°F)					
				Water		Salt ($CaCl_2$)		Total weight increase	
l	gal (US)	l	gal (US)	l	gal (US)	kg	lbs	kg	lbs
620	165	465	125	382	100	195	430	577	1 270

Tubes and valves

USE ALWAYS WITH TUBE

Tube product code	Valve tube-type
T545543	TR 218 A

Nokian Forest King TRS 2 780/50-28.5 24PR – T445581

SF = STEEL FORTIFIED TT = TUBE-TYPE, to be fitted with tube

Product code	Size	LI/SS	PR	Pattern Forest King	Steel fortified	TT/TL	Rim	Permitted rims	Width		Diameter		Loaded static radius		Rolling circumference		Inflation pressure for load capacity calculation		Max. Inflation pressure		Total tread depth		Tread depth measured on top of tie-bar	
									mm	in	mm	in	mm	in	mm	in	kPa	psi	kPa	psi	mm	32 nds in	mm	32 nds in
T445581	780/50-28.5	182 A8 / 190 A2	24	TRS 2	SF	TT	AG 26.00		780	30.7	1 525	60	691	27.2	4 611	181.5	600	87	600	87	49	62	-	-

Load capacity values for forestry use

Inflation Pressure		Road 40 km/h / 25 mph		Road 30 km/h / 20 mph		Road 20 km/h / 12.5 mph		Forestry service (LT) 10 km/h / 5 mph	
kPa	psi	kg	lbs	kg	lbs	kg	lbs	kg	lbs
160	23	3 550	7 825	3 800	8 375	4 370	9 635	4 375	9 645
200	29	4 125	9 095	4 410	9 720	5 070	11 175	5 000	11 025
240	35	4 500	9 920	4 820	10 625	5 540	12 215	5 600	12 345
280	41	5 000	11 025	5 350	11 795	6 150	13 560	6 150	13 560
320	46	5 300	11 685	5 670	12 500	6 520	14 375	6 500	14 330
360	52	5 600	12 345	5 990	13 205	6 890	15 190	6 900	15 210
400	58	6 000	13 230	6 420	14 155	7 380	16 270	7 300	16 095
450	65	6 700	14 770	7 170	15 805	8 240	18 165	8 250	18 190
500	73	7 300	16 095	7 810	17 220	8 980	19 795	9 000	19 840
550	80	8 000	17 635	8 560	18 870	9 840	21 695	9 750	21 495
600	87	8 500	18 740	9 100	20 060	10 460	23 060	10 600	23 370

Maximum inflation pressure 600 kPa.

Liquid and salt ballasting

Tyre volume 100%		Water filling (75%)		Water / salt filling (75% / -30°C / -22°F)					
				Water		Salt ($CaCl_2$)		Total weight increase	
l	gal (US)	l	gal (US)	l	gal (US)	kg	lbs	kg	lbs
675	180	505	135	470	125	210	465	680	1 500

Tubes and valves

USE ALWAYS WITH TUBE

Tube product code	Valve tube-type
T545543	TR 218 A



Nokian Forest King TRS 2 – all sizes

SF = STEEL FORTIFIED TT = TUBE-TYPE, to be fitted with tube

Product code	Size	LI/SS	PR	Pattern Forest King	Steel fortified	TT/TL	Rim	Permitted rims	Width		Diameter		Loaded static radius		Rolling circumference		Inflation pressure for load capacity calculation		Max. Inflation pressure		Total tread depth		Tread depth measured on top of tie-bar	
									mm	in	mm	in	mm	in	mm	in	kPa	psi	kPa	psi	mm	32 nds in	mm	32 nds in
T445618	600/50-22.5	159 A8 / 167 A2	20	TRS 2	SF	TT	AG 20.00		600	23.6	1 170	46.1	533	21	3 550	139.8	500	73	550	80	42	53	-	-
T445607	710/40-22.5	161 A8 / 168 A2	20	TRS 2	SF	TT	AG 24.00		710	28.0	1 170	46.1	535	21.1	3 569	140.5	500	73	550	80	42	53	-	-
T445639	600/50-24.5	164 A8 / 171 A2	20	TRS 2	SF	TT	AG 20.00	AG 22.00	600	23.6	1 170	46.1	566	22.3	3 738	147.2	500	73	550	80	48	61	-	-
T445568	710/40-24.5	163 A8 / 170 A2	20	TRS 2	SF	TT	AG 24.00		710	28.0	1 230	48.4	570	22.4	3 757	147.9	500	73	550	80	48	61	-	-
T445567	600/55-26.5	165 A8 / 172 A2	20	TRS 2	SF	TT	AG 20.00		601	23.7	1 340	52.8	619	24.4	4 096	161.3	500	73	550	80	48	61	-	-
T445566	710/45-26.5	168 A8 / 175 A2	20	TRS 2	SF	TT	AG 24.00		710	28.0	1 340	52.8	618	24.3	4 103	161.5	500	73	550	80	48	61	-	-
T445640	710/45-26.5	173 A8 / 180 A2	24	TRS 2	SF	TT	AG 24.00		710	28.0	1 340	52.8	617	24.3	4 115	162	600	87	600	87	48	61	-	-
T445594	800/40-26.5	170 A8 / 177 A2	20	TRS 2	SF	TT	AG 28.00		800	31.5	1 340	52.8	619	24.4	4 096	161.3	500	73	550	80	48	61	-	-
T445602	750/55-26.5	182 A8 / 189 A2	24	TRS 2	SF	TT	AG 24.00		750	29.5	1 485	58.5	672	26.5	4 499	177.1	600	87	600	87	49	62	-	-
T445612	710/55-28.5	180 A8 / 187 A2	24	TRS 2	SF	TT	AG 24.00		710	28	1 525	60	693	27.3	4 618	181.8	600	87	600	87	49	62	-	-
T445581	780/50-28.5	182 A8 / 190 A2	24	TRS 2	SF	TT	AG 26.00		780	30.7	1 525	60	691	27.2	4 611	181.5	600	87	600	87	49	62	-	-

Nokian Forest Rider

Driving comfort and absolute traction

The first and only functional radial forestry tyre in the market for professional use. Nokian Forest Rider wins users over with its unique properties.

- Large contact patch providing excellent traction
- Low ground pressure reducing stress to terrain
- Radial construction giving driving comfort and minimising tyre vibrations considerably
- Puncture protection from steel belt and patented sidewall protectors
- Sturdy sidewall construction giving superb operational stability
- Low rolling resistance reducing fuel consumption
- Works better with tracks compared with conventional diagonal forestry tyres

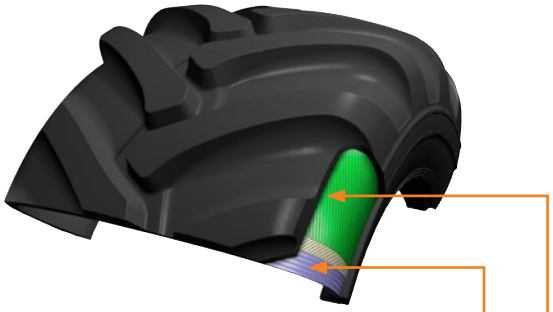

Radial Forestry Tyre

The tyre carcass is stabilized by an inextensible circumferential belt (SB = steel belt).

- Sidewall puncture protector.
- The ply cords are laid substantially at 90° to the centerline of the tread.



Nokian Forest Rider tread depth measuring point on top of tie-bar

Sizes

- Nokian Forest Rider 600/50R24.5 – T445472
- Nokian Forest Rider 650/45R24.5 – T445436
- Nokian Forest Rider 600/55R26.5 – T445320
- Nokian Forest Rider 710/45R26.5 – T445408
- Nokian Forest Rider 800/50R26.5 – T445462
- Nokian Forest Rider 600/65R34 – T445460
- Nokian Forest Rider 710/55R34 – T445455
- Nokian Forest Rider 710/70R34 – T445517

Nokian Forest Rider 600/50R24.5 – T445472

SB = STEEL BELTED TL = TUBELESS, may be fitted with or without tube

Product code	Size	LI/SS	Pattern Forest	Steel belted	TT/TL	Rim	Permitted rims	Width		Diameter		Loaded static radius		Rolling circumference		Max inflation pressure		Total tread depth		Tread depth measured on top of tie-bar	
								mm	in	mm	in	mm	in	mm	in	kPa	psi	mm	32 nds in	mm	32 nds in
T445472	600/50R24.5	164 A8 / 171 A2	Rider	SB	TL	AG 20.00	-	600	23.6	1 230	48.4	563	22.2	3 726	146.7	550	80	45	57	39	49

Load capacity values for forestry use

Inflation Pressure		Road 50 km/h / 30 mph		Road 40 km/h / 25 mph		Road 30 km/h / 20 mph		Road 20 km/h / 12.5 mph		Forestry service (LT) 10 km/h / 5 mph	
kPa	psi	kg	lbs	kg	lbs	kg	lbs	kg	lbs	kg	lbs
160	23	1 980	4 365	2 180	4 805	2 330	5 135	2 680	5 910	2 650	5 840
200	29	2 280	5 025	2 500	5 510	2 680	5 910	3 080	6 790	3 075	6 780
240	35	2 550	5 620	2 800	6 175	3 000	6 615	3 440	7 585	3 450	7 605
280	41	2 800	6 175	3 075	6 780	3 290	7 255	3 780	8 335	3 750	8 265
320	46	3 050	6 725	3 350	7 385	3 580	7 890	4 120	9 085	4 125	9 095
360	52	3 230	7 120	3 550	7 825	3 800	8 375	4 370	9 635	4 375	9 645
400	58	3 410	7 520	3 750	8 265	4 010	8 840	4 610	10 165	4 625	10 195
450	65	3 870	8 530	4 250	9 370	4 550	10 030	5 230	11 530	5 000	11 685
500	73	4 100	9 040	4 500	9 920	4 820	10 625	5 540	12 215	5 600	12 345
550	80	4 550	10 030	5 000	11 025	5 350	11 795	6 150	13 560	6 150	13 560

Maximum inflation pressure 550 kPa.

Liquid and salt ballasting

Tyre volume 100%		Water filling (75%)		Water / salt filling (75% / -30°C / -22°F)					
				Water		Salt ($CaCl_2$)		Total weight increase	
l	gal (US)	l	gal (US)	l	gal (US)	kg	lbs	kg	lbs
325	85	245	65	200	55	102	225	302	665

Tubes and valves

Valve tubeless	Tube product code	Valve tube-type
TR 618A	T545447	TR 218 A

Nokian Forest Rider 650/45R24.5 – T445436

SB = STEEL BELTED TL = TUBELESS, may be fitted with or without tube

Product code	Size	LI/SS	Pattern Forest	Steel belted	TT/TL	Rim	Permitted rims	Width		Diameter		Loaded static radius		Rolling circumference		Max inflation pressure		Total tread depth		Tread depth measured on top of tie-bar	
								mm	in	mm	in	mm	in	mm	in	kPa	psi	mm	32 nds in	mm	32 nds in
T445436	650/45R24.5	161 A8 / 168 A2	Rider	SB	TL	AG 22.00	22.00	650	25.6	1 230	48.4	566	22.3	3 732	146.9	550	80	45	57	39	49

Load capacity values for forestry use

Inflation Pressure		Road 50 km/h / 30 mph		Road 40 km/h / 25 mph		Road 30 km/h / 20 mph		Road 20 km/h / 12.5 mph		Forestry service (LT) 10 km/h / 5 mph	
kPa	psi	kg	lbs	kg	lbs	kg	lbs	kg	lbs	kg	lbs
160	23	2 090	4 610	2 300	5 070	2 460	5 425	2 830	6 240	2 800	6 175
200	29	2 340	5 160	2 575	5 675	2 760	6 085	3 170	6 990	3 150	6 945
240	35	2 640	5 820	2 900	6 395	3 100	6 835	3 570	7 870	3 550	7 825
280	41	2 870	6 325	3 150	6 945	3 370	7 430	3 870	8 530	3 875	8 545
320	46	3 140	6 920	3 450	7 605	3 690	8 135	4 240	9 350	4 250	9 370
360	52	3 320	7 320	3 650	8 045	3 910	8 620	4 490	9 900	4 500	9 920
400	58	3 530	7 780	3 875	8 545	4 150	9 150	4 770	10 515	4 750	10 470
450	65	3 870	8 530	4 250	9 370	4 550	10 030	5 230	11 530	5 300	11 685
500	73	4 210	9 280	4 625	10 195	4 950	10 915	5 690	12 545	5 600	12 345

Maximum inflation pressure 550 kPa, without increase to the above load capacity values.

Liquid and salt ballasting

Tyre volume 100%		Water filling (75%)		Water / salt filling (75% / -30°C / -22°F)					
				Water		Salt ($CaCl_2$)		Total weight increase	
l	gal (US)	l	gal (US)	l	gal (US)	kg	lbs	kg	lbs
360	95	270	70	222	60	113	250	335	740

Tubes and valves

Valve tubeless	Tube product code	Valve tube-type
TR 618A	T545447	TR 218 A

Nokian Forest Rider 600/55R26.5 – T445320

SB = STEEL BELTED TL = TUBELESS, may be fitted with or without tube

Product code	Size	LI/SS	Pattern Forest	Steel belted	TT/TL	Rim	Permitted rims	Width		Diameter		Loaded static radius		Rolling circumference		Max inflation pressure		Total tread depth		Tread depth measured on top of tie-bar	
								mm	in	mm	in	mm	in	mm	in	kPa	psi	mm	32 nds in	mm	32 nds in
T445320	600/55R26.5	165 A8 / 172 A2	Rider	SB	TL	AG 20.00	20.00	600	23.6	1 340	52.8	611	24.1	4 059	159.8	550	80	48	61	43	54

Load capacity values for forestry use

Inflation Pressure		Road 50 km/h / 30 mph		Road 40 km/h / 25 mph		Road 30 km/h / 20 mph		Road 20 km/h / 12.5 mph		Forestry service (LT) 10 km/h / 5 mph	
kPa	psi	kg	lbs	kg	lbs	kg	lbs	kg	lbs	kg	lbs
160	23	2 280	5 025	2 500	5 510	2 680	5 910	3 080	6 790	3 075	6 780
200	29	2 550	5 620	2 800	6 175	3 000	6 615	3 440	7 585	3 450	7 605
240	35	2 870	6 325	3 150	6 945	3 370	7 430	3 870	8 530	3 875	8 545
280	41	3 140	6 920	3 450	7 605	3 690	8 135	4 240	9 350	4 250	9 370
320	46	3 410	7 520	3 750	8 265	4 010	8 840	4 610	10 165	4 625	10 195
360	52	3 640	8 025	4 000	8 820	4 280	9 435	4 920	10 845	4 875	10 745
400	58	3 870	8 530	4 250	9 370	4 550	10 030	5 230	11 530	5 300	11 685
450	65	4 210	9 280	4 625	10 195	4 950	10 915	5 690	12 545	5 600	12 345
500	73	4 690	10 340	5 150	11 355	5 510	12 145	6 330	13 955	6 300	13 890

Maximum inflation pressure 550 kPa, without increase to the above load capacity values.

Liquid and salt ballasting

Tyre volume 100%		Water filling (75%)		Water / salt filling (75% / -30°C / -22°F)					
				Water		Salt ($CaCl_2$)		Total weight increase	
l	gal (US)	l	gal (US)	l	gal (US)	kg	lbs	kg	lbs
420	110	315	85	258	70	132	290	390	860

Tubes and valves

Valve tubeless	Tube product code	Valve tube-type
TR 618A	T55098	TR 218 A

Nokian Forest Rider 710/45R26.5 – T445408

SB = STEEL BELTED TL = TUBELESS, may be fitted with or without tube

Product code	Size	LI/SS	Pattern Forest	Steel belted	TT/TL	Rim	Permitted rims	Width		Diameter		Loaded static radius		Rolling circumference		Max inflation pressure		Total tread depth		Tread depth measured on top of tie-bar	
								mm	in	mm	in	mm	in	mm	in	kPa	psi	mm	32 nds in	mm	32 nds in
T445408	710/45R26.5	168 A8 / 175 A2	Rider	SB	TL	AG 24.00	24.00	710	28.0	1 340	52.8	617	24.3	4 040	159.1	550	80	48	61	41	52

Load capacity values for forestry use

Inflation Pressure		Road 50 km/h / 30 mph		Road 40 km/h / 25 mph		Road 30 km/h / 20 mph		Road 20 km/h / 12.5 mph		Forestry service (LT) 10 km/h / 5 mph	
kPa	psi	kg	lbs	kg	lbs	kg	lbs	kg	lbs	kg	lbs
160	23	2 480	5 465	2 725	6 010	2 920	6 435	3 350	7 385	3 350	7 385
200	29	2 800	6 175	3 075	6 780	3 290	7 255	3 780	8 335	3 750	8 265
240	35	3 140	6 920	3 450	7 605	3 690	8 135	4 240	9 350	4 250	9 370
280	41	3 410	7 520	3 750	8 265	4 010	8 840	4 610	10 165	4 625	10 195
320	46	3 750	8 265	4 125	9 095	4 410	9 720	5 070	11 175	5 000	11 025
360	52	3 980	8 775	4 375	9 645	4 680	10 320	5 380	11 860	5 450	12 015
400	58	4 210	9 280	4 625	10 195	4 950	10 915	5 690	12 545	5 600	12 345
450	65	4 550	10 030	5 000	11 025	5 350	11 795	6 150	13 560	6 150	13 560
500	73	5 100	11 245	5 600	12 345	5 990	13 205	6 890	15 190	6 900	15 210

Maximum inflation pressure 550 kPa, without increase to the above load capacity values.

Liquid and salt ballasting

Tyre volume 100%		Water filling (75%)		Water / salt filling (75% / -30°C / -22°F)					
				Water		Salt ($CaCl_2$)		Total weight increase	
l	gal (US)	l	gal (US)	l	gal (US)	kg	lbs	kg	lbs
490	130	370	100	302	80	154	340	455	1 005

Tubes and valves

Valve tubeless	Tube product code	Valve tube-type
TR 618A	T55099	TR 218 A

Nokian Forest Rider 800/50R26.5 – T445462

SB = STEEL BELTED TL = TUBELESS, may be fitted with or without tube

Product code	Size	LI/SS	Pattern Forest	Steel belted	TT/TL	Rim	Permitted rims	Width		Diameter		Loaded static radius		Rolling circumference		Max inflation pressure		Total tread depth		Tread depth measured on top of tie-bar	
								mm	in	mm	in	mm	in	mm	in	kPa	psi	mm	32 nds in	mm	32 nds in
T445462	800/50R26.5	180 A8 / 187 A2	Rider	SB	TL	AG 28.00	24.00, 26.00	800	31.5	1 485	58.5	673	26.5	4 530	178.3	550	80	49	62	42	53

Load capacity values for forestry use

Inflation Pressure		Road 50 km/h / 30 mph		Road 40 km/h / 25 mph		Road 30 km/h / 20 mph		Road 20 km/h / 12.5 mph		Forestry service (LT) 10 km/h / 5 mph	
kPa	psi	kg	lbs	kg	lbs	kg	lbs	kg	lbs	kg	lbs
160	23	3 230	7 120	3 550	7 825	3 800	8 375	4 370	9 635	4 375	9 645
200	29	3 750	8 265	4 125	9 095	4 410	9 720	5 070	11 175	5 000	11 025
240	35	4 210	9 280	4 625	10 195	4 950	10 915	5 690	12 545	5 600	12 345
280	41	4 550	10 030	5 000	11 025	5 350	11 795	6 150	13 560	6 150	13 560
320	46	4 960	10 935	5 450	12 015	5 830	12 855	6 700	14 770	6 700	14 770
360	52	5 280	11 640	5 800	12 785	6 210	13 690	7 130	15 720	7 100	15 655
400	58	5 460	12 035	6 000	13 230	6 420	14 155	7 380	16 270	7 300	16 095
450	65	6 100	13 450	6 700	14 770	7 170	15 805	8 240	18 165	8 250	18 190
500	73	6 640	14 640	7 300	16 095	7 810	17 220	8 980	19 795	9 000	19 840
550	80	7 280	16 050	8 000	17 635	8 560	18 870	9 840	21 695	9 750	21 495

Maximum inflation pressure 550 kPa.

Liquid and salt ballasting

Tyre volume 100%		Water filling (75%)		Water / salt filling (75% / -30°C / -22°F)					
				Water		Salt ($CaCl_2$)		Total weight increase	
l	gal (US)	l	gal (US)	l	gal (US)	kg	lbs	kg	lbs
693	185	520	135	426	115	217	480	644	1 420

Tubes and valves

Valve tubeless	Tube product code	Valve tube-type
TR 618A	T55102	TR 218 A

Nokian Forest Rider 600/65R34 – T445460

SB = STEEL BELTED TL = TUBELESS, may be fitted with or without tube

Product code	Size	LI/SS	Pattern Forest	Steel belted	TT/TL	Rim	Permitted rims	Width		Diameter		Loaded static radius		Rolling circumference		Max inflation pressure		Total tread depth		Tread depth measured on top of tie-bar	
								mm	in	mm	in	mm	in	mm	in	kPa	psi	mm	32 nds in	mm	32 nds in
T445460	600/65R34	165 A8 / 172 A2	Rider	SB	TL	DW20B	W18L	600	23.6	1 644	64.7	763	30.0	5 008	197.2	400	58	50	63	43	54

Load capacity values for forestry use

Inflation Pressure		Road 50 km/h / 30 mph		Road 40 km/h / 25 mph		Road 30 km/h / 20 mph		Road 20 km/h / 12.5 mph		Forestry service (LT) 10 km/h / 5 mph	
kPa	psi	kg	lbs	kg	lbs	kg	lbs	kg	lbs	kg	lbs
160	23	2 960	6 525	3 250	7 165	3 480	7 670	4 000	8 820	4 000	8 820
200	29	3 320	7 320	3 650	8 045	3 910	8 620	4 490	9 900	4 500	9 920
240	35	3 750	8 265	4 125	9 095	4 410	9 720	5 070	11 175	5 000	11 025
280	41	4 100	9 040	4 500	9 920	4 820	10 625	5 540	12 215	5 600	12 345
320	46	4 440	9 790	4 875	10 745	5 220	11 510	6 000	13 230	6 000	13 230
360	52	4 690	10 935	5 150	11 355	5 510	12 145	6 330	13 955	6 300	13 890

Maximum inflation pressure 400 kPa without increase to the above load capacity values.

Liquid and salt ballasting

Tyre volume 100%		Water filling (75%)		Water / salt filling (75% / -30°C / -22°F)					
				Water		Salt ($CaCl_2$)		Total weight increase	
l	gal (US)	l	gal (US)	l	gal (US)	kg	lbs	kg	lbs
573	150	430	115	350	90	180	395	530	1 170

Tubes and valves

Valve tubeless	Tube product code	Valve tube-type
TR 618A	T55394	TR 218 A

Nokian Forest Rider 710/55R34 – T445455

SB = STEEL BELTED TL = TUBELESS, may be fitted with or without tube

Product code	Size	LI/SS	Pattern Forest	Steel belted	TT/TL	Rim	Permitted rims	Width		Diameter		Loaded static radius		Rolling circumference		Max inflation pressure		Total tread depth		Tread depth measured on top of tie-bar	
								mm	in	mm	in	mm	in	mm	in	kPa	psi	mm	32 nds in	mm	32 nds in
T445455	710/55R34	171 A8 / 178 A2	Rider	SB	TL	DW24B	DW23B	710	28.0	1 640	64.6	755	29.7	4 977	195.9	400	58	50	63	43	54

Load capacity values for forestry use

Inflation Pressure		Road 50 km/h / 30 mph		Road 40 km/h / 25 mph		Road 30 km/h / 20 mph		Road 20 km/h / 12.5 mph		Forestry service (LT) 10 km/h / 5 mph	
kPa	psi	kg	lbs	kg	lbs	kg	lbs	kg	lbs	kg	lbs
160	23	3 320	7 320	3 650	8 045	3 910	8 620	4 490	9 900	4 500	9 920
200	29	3 750	8 265	4 125	9 095	4 410	9 720	5 070	11 175	5 000	11 025
240	35	4 210	9 280	4 625	10 195	4 950	10 915	5 690	12 545	5 600	12 345
280	41	4 550	10 030	5 000	11 025	5 350	11 795	6 150	13 560	6 150	13 560
320	46	4 950	10 915	5 450	12 015	5 830	12 855	6 700	14 770	6 700	14 770
360	52	5 280	11 640	5 800	12 785	6 210	13 690	7 130	15 720	7 100	15 655
400	58	5 600	12 345	6 150	13 560	6 580	14 505	7 560	16 665	7 500	16 535

Maximum inflation pressure 400 kPa.

Liquid and salt ballasting

Tyre volume 100%		Water filling (75%)		Water / salt filling (75% / -30°C / -22°F)					
				Water		Salt ($CaCl_2$)		Total weight increase	
l	gal (US)	l	gal (US)	l	gal (US)	kg	lbs	kg	lbs
677	180	510	135	420	110	210	465	630	1 390

Tubes and valves

Valve tubeless	Tube product code	Valve tube-type
TR 618A	T55394	TR 218 A

Nokian Forest Rider 710/70R34 – T445517

SB = STEEL BELTED TL = TUBELESS, may be fitted with or without tube

Product code	Size	LI/SS	Pattern Forest	Steel belted	TT/TL	Rim	Permitted rims	Width		Diameter		Loaded static radius		Rolling circumference		Max inflation pressure		Total tread depth		Tread depth measured on top of tie-bar	
								mm	in	mm	in	mm	in	mm	in	kPa	psi	mm	32 nds in	mm	32 nds in
T445517	710/70R34	176 A8 / 183 A2	Rider	SB	TL	DW24B	DW23B	710	28.0	1 844	72.6	841	33.1	5 592	220.2	400	58	53	67	46	58

Load capacity values for forestry use

Inflation Pressure		Road 50 km/h / 30 mph		Road 40 km/h / 25 mph		Road 30 km/h / 20 mph		Road 20 km/h / 12.5 mph		Forestry service (LT) 10 km/h / 5 mph	
kPa	psi	kg	lbs	kg	lbs	kg	lbs	kg	lbs	kg	lbs
160	23	4 100	9 040	4 500	9 920	4 820	10 625	5 540	12 215	5 600	12 345
200	29	4 690	10 340	5 150	11 355	5 510	12 145	6 330	13 955	6 300	13 890
240	35	5 280	11 640	5 800	12 785	6 210	13 690	7 130	15 720	7 100	15 655
280	41	5 730	12 630	6 300	13 890	6 740	14 860	7 750	17 085	7 750	17 085
320	46	6 100	13 450	6 700	14 770	7 170	15 805	8 240	18 165	8 250	18 190
360	52	6 460	14 240	7 100	15 655	7 600	16 755	8 730	19 245	8 750	19 290

Maximum inflation pressure 400 kPa without increase to the above load capacity values.

Liquid and salt ballasting

Tyre volume 100%		Water filling (75%)		Water / salt filling (75% / -30°C / -22°F)					
				Water		Salt ($CaCl_2$)		Total weight increase	
l	gal (US)	l	gal (US)	l	gal (US)	kg	lbs	kg	lbs
950	250	715	190	585	155	298	655	883	1 945

Tubes and valves

Valve tubeless	Tube product code	Valve tube-type
TR 618 A	T55388	TR 218 A

Nokian Forest Rider – all sizes

SB = STEEL BELTED TL = TUBELESS, may be fitted with or without tube

Product code	Size	LI/SS	Pattern Forest	Steel belted	TT/TL	Rim	Permitted rims	Width		Diameter		Loaded static radius		Rolling circumference		Max inflation pressure		Total tread depth		Tread depth measured on top of tie-bar	
								mm	in	mm	in	mm	in	mm	in	kPa	psi	mm	32 nds in	mm	32 nds in
T445472	600/50R24.5	164 A8 / 171 A2	Rider	SB	TL	AG 20.00	-	600	23.6	1 230	48.4	563	22.2	3 726	146.7	550	80	45	57	39	49
T445436	650/45R24.5	161 A8 / 168 A2	Rider	SB	TL	AG 22.00	22.00	650	25.6	1 230	48.4	566	22.3	3 732	146.9	550	80	45	57	39	49
T445320	600/55R26.5	165 A8 / 172 A2	Rider	SB	TL	AG 20.00	20.00	600	23.6	1 340	52.8	611	24.1	4 059	159.8	550	80	48	61	43	54
T445408	710/45R26.5	168 A8 / 175 A2	Rider	SB	TL	AG 24.00	24.00	710	28.0	1 340	52.8	617	24.3	4 040	159.1	550	80	48	61	41	52
T445462	800/50R26.5	180 A8 / 187 A2	Rider	SB	TL	AG 28.00	24.00, 26.00	800	31.5	1 485	58.5	673	26.5	4 530	178.3	550	80	49	62	42	53
T445460	600/65R34	165 A8 / 172 A2	Rider	SB	TL	DW20B	W18L	600	23.6	1 644	64.7	763	30.0	5 008	197.2	400	58	50	63	43	54
T445455	710/55R34	171 A8 / 178 A2	Rider	SB	TL	DW24B	DW23B	710	28.0	1 640	64.6	755	29.7	4 977	195.9	400	58	50	63	43	54
T445517	710/70R34	176 A8 / 183 A2	Rider	SB	TL	DW24B	DW23B	710	28.0	1 844	72.6	841	33.1	5 592	220.2	400	58	53	67	46	58

Nokian Forest King TRS L-2

Excellent traction

- Wide and high pattern lugs for good mobility and operating comfort
- Optimised lug angle and sharp tyre shoulders providing excellent lateral grip
- Mainly for operating without tracks
- Steel protection against punctures

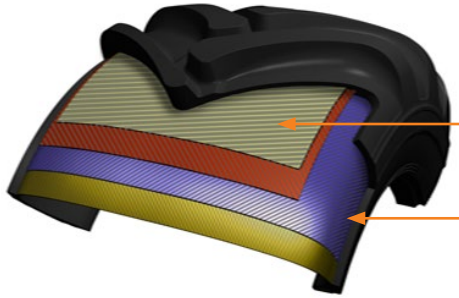

Diagonal Forestry Tyre

- The tyre carcass is protected by steel fortification (SF).
- Multiple ply cords are laid at alternate angles substantially less than 90° to the centerline of the tread.

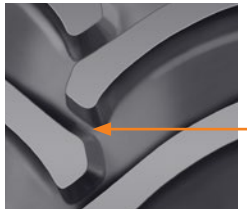

Nokian Forest King TRS tread depth measuring point

Sizes

- Nokian Forest King TRS L-2 600/50-22.5 16PR – T445433
- Nokian Forest King TRS L-2 600/50-22.5 20PR – T445477
- Nokian Forest King TRS L-2 710/40-22.5 16PR – T445421
- Nokian Forest King TRS LS-2 H 500/60-26.5 12PR – T445295
- Nokian Forest King TRS L-2 H 650/60-26.5 12PR – T445339
- Nokian Forest King TRS L-2 650/60-26.5 20PR – T445395
- Nokian Forest King TRS L-2 750/55-26.5 20PR – T445225
- Nokian Forest King TRS L-2 600/65-34 14PR – T487410
- Nokian Forest King TRS L-2 700/55-34 14PR – T487515

Nokian Forest King TRS L-2 600/50-22.5 16PR – T445433

SF = STEEL FORTIFIED TT = TUBE-TYPE, to be fitted with tube

Product code	Size	LI/SS	PR	Pattern Forest King	Steel fortified	TT/TL	Rim	Permitted rims	Width		Diameter		Loaded static radius		Rolling circumference		Inflation pressure for load capacity calculation		Max. Inflation pressure		Total tread depth		Tread depth measured on top of tie-bar	
									mm	in	mm	in	mm	in	mm	in	kPa	psi	kPa	psi	mm	32 nds in	mm	32 nds in
T445433	600/50-22.5	151 A8 / 158 A2	16	TRS L-2	SF	TT	AG 20.00		600	23.6	1 171	46.1	532	20.9	3 500	137.8	360	52	430	62	42	53	-	-

Load capacity values for forestry use

Inflation Pressure		Road 40 km/h / 25 mph		Road 30 km/h / 20 mph		Road 20 km/h / 12.5 mph		Forestry service (LT) 10 km/h / 5 mph	
kPa	psi	kg	lbs	kg	lbs	kg	lbs	kg	lbs
160	23	2 120	4 675	2 120	4 675	2 575	5 675	2 575	5 675
200	29	2 430	5 355	2 430	5 355	3 000	6 615	3 000	6 615
240	35	2 725	6 010	2 725	6 010	3 350	7 385	3 350	7 385
280	41	3 000	6 615	3 000	6 615	3 650	8 045	3 650	8 045
320	46	3 250	7 165	3 250	7 165	4 000	8 820	4 000	8 820

Maximum inflation pressure 430 kPa, without increase to the above load capacity values.

Liquid and salt ballasting

Tyre volume 100%		Water filling (75%)		Water / salt filling (75% / -30°C / -22°F)					
				Water		Salt ($CaCl_2$)		Total weight increase	
l	gal (US)	l	gal (US)	l	gal (US)	kg	lbs	kg	lbs
335	90	250	65	206	55	105	230	311	685

Tubes and valves

USE ALWAYS WITH TUBE

Tube product code	Valve tube-type
T55089	TR 218 A

Nokian Forest King TRS L-2 600/50-22.5 20PR – T445477

SF = STEEL FORTIFIED TT = TUBE-TYPE, to be fitted with tube

Product code	Size	LI/SS	PR	Pattern Forest King	Steel fortified	TT/TL	Rim	Permitted rims	Width		Diameter		Loaded static radius		Rolling circumference		Inflation pressure for load capacity calculation		Max. Inflation pressure		Total tread depth		Tread depth measured on top of tie-bar	
									mm	in	mm	in	mm	in	mm	in	kPa	psi	kPa	psi	mm	32 nds in	mm	32 nds in
T445477	600/50-22.5	159 A8 / 167 A2	20	TRS L-2	SF	TT	AG 20.00		600	23.6	1 171	46.1	535	21.1	3 537	139.3	500	73	550	80	42	53	-	-

Load capacity values for forestry use

Inflation Pressure		Road 40 km/h / 25 mph		Road 30 km/h / 20 mph		Road 20 km/h / 12.5 mph		Forestry service (LT) 10 km/h / 5 mph	
kPa	psi	kg	lbs	kg	lbs	kg	lbs	kg	lbs
160	23	2 120	4 675	2 270	5 005	2 610	5 755	2 575	5 675
200	29	2 430	5 355	2 600	5 730	2 990	6 590	3 000	6 615
240	35	2 725	6 010	2 920	6 435	3 350	7 385	3 350	7 385
280	41	3 000	6 615	3 210	7 075	3 690	8 135	3 650	8 045
320	46	3 250	7 165	3 480	7 670	4 000	8 820	4 000	8 820
360	52	3 450	7 605	3 690	8 135	4 240	9 350	4 250	9 370
400	58	3 550	7 825	3 800	8 375	4 370	9 635	4 375	9 645
450	65	4 000	8 820	4 280	9 435	4 920	10 845	4 875	10 745
500	73	4 375	9 645	4 680	10 320	5 380	11 860	5 450	12 015

Maximum inflation pressure 550 kPa, without increase to the above load capacity values.

Liquid and salt ballasting

Tyre volume 100%		Water filling (75%)		Water / salt filling (75% / -30°C / -22°F)					
				Water		Salt ($CaCl_2$)		Total weight increase	
l	gal (US)	l	gal (US)	l	gal (US)	kg	lbs	kg	lbs
335	90	250	65	206	55	105	230	311	685

Tubes and valves

USE ALWAYS WITH TUBE

Tube product code	Valve tube-type
T55089	TR 218 A



Nokian Forest King TRS L-2 710/40-22.5 16PR – T445421

SF = STEEL FORTIFIED TT = TUBE-TYPE, to be fitted with tube

Product code	Size	LI/SS	PR	Pattern Forest King	Steel fortified	TT/TL	Rim	Permitted rims	Width		Diameter		Loaded static radius		Rolling circumference		Inflation pressure for load capacity calculation		Max. Inflation pressure		Total tread depth		Tread depth measured on top of tie-bar	
									mm	in	mm	in	mm	in	mm	in	kPa	psi	kPa	psi	mm	32 nds in	mm	32 nds in
T445421	710/40-22.5	154 A8 / 161 A2	16	TRS L-2	SF	TT	AG 24.00		710	28.0	1 171	46.1	538	21.2	3 531	139.0	360	52	400	58	42	53	-	-

Load capacity values for forestry use

Inflation Pressure		Road 40 km/h / 25 mph		Road 30 km/h / 20 mph		Road 20 km/h / 12.5 mph		Forestry service (LT) 10 km/h / 5 mph	
kPa	psi	kg	lbs	kg	lbs	kg	lbs	kg	lbs
160	23	2 240	4 940	2 400	5 290	2 725	6 010	2 725	6 010
200	29	2 575	5 675	2 760	6 085	3 150	6 945	3 150	6 945
240	35	2 900	6 395	3 100	6 835	3 550	7 825	3 550	7 825
280	41	3 150	6 945	3 370	7 430	3 875	8 545	3 875	8 545
320	46	3 450	7 605	3 690	8 135	4 250	9 370	4 250	9 370
360	52	3 650	8 045	3 910	8 620	4 500	9 920	4 500	9 920

Liquid and salt ballasting

Tyre volume 100%		Water filling (75%)		Water / salt filling (75% / -30°C / -22°F)					
				Water		Salt ($CaCl_2$)		Total weight increase	
l	gal (US)	l	gal (US)	l	gal (US)	kg	lbs	kg	lbs
400	105	300	80	246	65	125	275	372	820

Maximum inflation pressure 400 kPa, without increase to the above load capacity values.

Tubes and valves

USE ALWAYS WITH TUBE

Tube product code	Valve tube-type
T55092	TR 218 A

Nokian Forest King TRS LS-2 H 500/60-26.5 12PR – T445295

SF = STEEL FORTIFIED TT = TUBE-TYPE, to be fitted with tube

Product code	Size	LI/SS	PR	Pattern Forest King	Steel fortified	TT/TL	Rim	Permitted rims	Width		Diameter		Loaded static radius		Rolling circumference		Inflation pressure for load capacity calculation		Max. Inflation pressure		Total tread depth		Tread depth measured on top of tie-bar	
									mm	in	mm	in	mm	in	mm	in	kPa	psi	kPa	psi	mm	32 nds in	mm	32 nds in
T445295	500/60-26.5	144 A8 / 151 A2	12	TRS LS-2 H	SF	TT	AG 16.00		503	19.8	1 273	50.1	595	23.4	3 820	150.4	320	46	320	46	53	67	-	-

Load capacity values for forestry use

Inflation Pressure		Road 40 km/h / 25 mph		Road 30 km/h / 20 mph		Road 20 km/h / 12.5 mph		Forestry service (LT) 10 km/h / 5 mph	
kPa	psi	kg	lbs	kg	lbs	kg	lbs	kg	lbs
160	23	2 500	5 510	2 680	5 910	3 075	6 780	3 075	6 780
200	29	2 800	6 175	3 000	6 615	3 450	7 605	3 450	7 605
240	35	3 150	6 945	3 370	7 430	3 875	8 545	3 875	8 545
280	41	3 450	7 605	3 690	8 135	4 250	9 370	4 250	9 370
320	46	3 750	8 265	4 010	8 840	4 625	10 195	4 625	10 195

Liquid and salt ballasting

Tyre volume 100%		Water filling (75%)		Water / salt filling (75% / -30°C / -22°F)					
				Water		Salt ($CaCl_2$)		Total weight increase	
l	gal (US)	l	gal (US)	l	gal (US)	kg	lbs	kg	lbs
305	80	230	60	188	50	96	210	283	625

Maximum inflation pressure 320 kPa.

Tubes and valves

USE ALWAYS WITH TUBE

Tube product code	Valve tube-type
T55096	TR 218 A



Nokian Forest King TRS L-2 H 650/60-26.5 12PR – T445339

SF = STEEL FORTIFIED TT = TUBE-TYPE, to be fitted with tube

Product code	Size	LI/SS	PR	Pattern Forest King	Steel fortified	TT/TL	Rim	Permitted rims	Width		Diameter		Loaded static radius		Rolling circumference		Inflation pressure for load capacity calculation		Max. Inflation pressure		Total tread depth		Tread depth measured on top of tie-bar	
									mm	in	mm	in	mm	in	mm	in	kPa	psi	kPa	psi	mm	32 nds in	mm	32 nds in
T445339	650/60-26.5	158 A8 / 166 A2	12	TRS L-2 H	SF	TT	AG 20.00		650	25.6	1 485	58.5	671	26.4	4 411	173.7	240	35	280	41	50	63	42	53

Load capacity values for forestry use

Inflation Pressure		Road 40 km/h / 25 mph		Road 30 km/h / 20 mph		Road 20 km/h / 12.5 mph		Forestry service (LT) 10 km/h / 5 mph	
kPa	psi	kg	lbs	kg	lbs	kg	lbs	kg	lbs
160	23	3 075	6 780	3 290	7 255	3 750	8 265	3 750	8 265
200	29	3 450	7 605	3 690	8 135	4 250	9 370	4 250	9 370
240	35	3 875	8 545	4 150	9 150	4 750	10 470	4 750	10 470
280	41	4 250	9 370	4 550	10 030	5 300	11 685	5 300	11 685

Maximum inflation pressure 280 kPa.

Liquid and salt ballasting

Tyre volume 100%		Water filling (75%)		Water / salt filling (75% / -30°C / -22°F)					
				Water		Salt ($CaCl_2$)		Total weight increase	
l	gal (US)	l	gal (US)	l	gal (US)	kg	lbs	kg	lbs
550	145	415	110	338	90	173	380	511	1 125

Tubes and valves

USE ALWAYS WITH TUBE

Tube product code	Valve tube-type
T55102	TR 218 A

Nokian Forest King TRS L-2 650/60-26.5 20PR – T445395

SF = STEEL FORTIFIED TT = TUBE-TYPE, to be fitted with tube

Product code	Size	LI/SS	PR	Pattern Forest King	Steel fortified	TT/TL	Rim	Permitted rims	Width		Diameter		Loaded static radius		Rolling circumference		Inflation pressure for load capacity calculation		Max. Inflation pressure		Total tread depth		Tread depth measured on top of tie-bar	
									mm	in	mm	in	mm	in	mm	in	kPa	psi	kPa	psi	mm	32 nds in	mm	32 nds in
T445395	650/60-26.5	172 A8 / 179 A2	20	TRS L-2	SF	TT	AG 20.00		650	25.6	1 485	58.5	676	26.6	4 467	175.9	500	73	550	80	50	63	42	53

Load capacity values for forestry use

Inflation Pressure		Road 40 km/h / 25 mph		Road 30 km/h / 20 mph		Road 20 km/h / 12.5 mph		Forestry service (LT) 10 km/h / 5 mph	
kPa	psi	kg	lbs	kg	lbs	kg	lbs	kg	lbs
160	23	3 075	6 780	3 290	7 255	3 750	8 265	3 750	8 265
200	29	3 450	7 605	3 690	8 135	4 250	9 370	4 250	9 370
240	35	3 875	8 545	4 150	9 150	4 750	10 470	4 750	10 470
280	41	4 250	9 370	4 550	10 030	5 300	11 685	5 300	11 685
320	46	4 625	10 195	4 950	10 915	5 600	12 345	5 600	12 345
360	52	4 875	10 745	5 220	11 510	6 000	13 230	6 000	13 230
400	58	5 150	11 355	5 510	12 145	6 300	13 890	6 300	13 890
450	65	5 800	12 785	6 210	13 690	7 100	15 655	7 100	15 655
500	73	6 300	13 890	6 740	14 860	7 750	17 085	7 750	17 085

Maximum inflation pressure 550 kPa, without increase to the above load capacity values.

Liquid and salt ballasting

Tyre volume 100%		Water filling (75%)		Water / salt filling (75% / -30°C / -22°F)					
				Water		Salt ($CaCl_2$)		Total weight increase	
l	gal (US)	l	gal (US)	l	gal (US)	kg	lbs	kg	lbs
550	145	415	110	338	90	173	380	511	1 125

Tubes and valves

USE ALWAYS WITH TUBE

Tube product code	Valve tube-type
T55102	TR 218 A



Nokian Forest King TRS L-2 750/55-26.5 20PR – T445225

SF = STEEL FORTIFIED TT = TUBE-TYPE, to be fitted with tube

Product code	Size	LI/SS	PR	Pattern Forest King	Steel fortified	TT/TL	Rim	Permitted rims	Width		Diameter		Loaded static radius		Rolling circumference		Inflation pressure for load capacity calculation		Max. Inflation pressure		Total tread depth		Tread depth measured on top of tie-bar	
									mm	in	mm	in	mm	in	mm	in	kPa	psi	kPa	psi	mm	32 nds in	mm	32 nds in
T445225	750/55-26.5	177 A8 / 184 A2	20	TRS L-2	SF	TT	AG 24.00		750	29.5	1 485	58.5	672	26.5	4 461	175.6	500	73	550	80	50	63	42	53

Load capacity values for forestry use

Inflation Pressure		Road 40 km/h / 25 mph		Road 30 km/h / 20 mph		Road 20 km/h / 12.5 mph		Forestry service (LT) 10 km/h / 5 mph	
kPa	psi	kg	lbs	kg	lbs	kg	lbs	kg	lbs
160	23	3 550	7 825	3 800	8 375	4 375	9 645	4 375	9 645
200	29	4 125	9 095	4 410	9 720	5 000	11 025	5 000	11 025
240	35	4 625	10 195	4 950	10 915	5 600	12 345	5 600	12 345
280	41	5 000	11 025	5 350	11 795	6 150	13 560	6 150	13 560
320	46	5 450	12 015	5 830	12 855	6 700	14 770	6 700	14 770
360	52	5 800	12 785	6 210	13 690	7 100	15 655	7 100	15 655
400	58	6 000	13 230	6 420	14 155	7 300	16 095	7 300	16 095
450	65	6 700	14 770	7 170	15 805	8 250	18 190	8 250	18 190
500	73	7 300	16 095	7 810	17 220	9 000	19 840	9 000	19 840

Maximum inflation pressure 550 kPa, without increase to the above load capacity values.

Liquid and salt ballasting

Tyre volume 100%		Water filling (75%)		Water / salt filling (75% / -30°C / -22°F)					
				Water		Salt ($CaCl_2$)		Total weight increase	
l	gal (US)	l	gal (US)	l	gal (US)	kg	lbs	kg	lbs
620	165	465	125	382	100	195	430	576	1 270

Tubes and valves

USE ALWAYS WITH TUBE

Tube product code	Valve tube-type
T55102	TR 218 A

Nokian Forest King TRS L-2 600/65-34 14PR – T487410

SF = STEEL FORTIFIED TT = TUBE-TYPE, to be fitted with tube

Product code	Size	LI/SS	PR	Pattern Forest King	Steel fortified	TT/TL	Rim	Permitted rims	Width		Diameter		Loaded static radius		Rolling circumference		Inflation pressure for load capacity calculation		Max. Inflation pressure		Total tread depth		Tread depth measured on top of tie-bar	
									mm	in	mm	in	mm	in	mm	in	kPa	psi	kPa	psi	mm	32 nds in	mm	32 nds in
T487410	600/65-34	157 A8 / 164 A2	14	TRS L-2	SF	TT	DW20B		600	23.6	1 644	64.7	758	29.8	4 916	193.5	240	35	290	42	51	64	41	52

Load capacity values for forestry use

Inflation Pressure		Road 40 km/h / 25 mph		Road 30 km/h / 20 mph		Road 20 km/h / 12.5 mph		Forestry service (LT) 10 km/h / 5 mph	
kPa	psi	kg	lbs	kg	lbs	kg	lbs	kg	lbs
160	23	3 750	8 265	4 010	8 840	4 610	10 165	4 625	10 195
200	29	4 250	9 370	4 550	10 030	5 230	11 530	5 300	11 685
240	35	4 750	10 470	5 080	11 200	5 840	12 875	5 800	12 785

Maximum inflation pressure 290 kPa, without increase to the above load capacity values.

Liquid and salt ballasting

Tyre volume 100%		Water filling (75%)		Water / salt filling (75% / -30°C / -22°F)					
				Water		Salt ($CaCl_2$)		Total weight increase	
l	gal (US)	l	gal (US)	l	gal (US)	kg	lbs	kg	lbs
595	155	445	120	366	95	187	410	553	1 220

Tubes and valves

USE ALWAYS WITH TUBE

Tube product code	Valve tube-type
T55394	TR 218 A



Nokian Forest King TRS L-2 700/55-34 14PR – T487515

SF = STEEL FORTIFIED TT = TUBE-TYPE, to be fitted with tube

Product code	Size	LI/SS	PR	Pattern Forest King	Steel fortified	TT/TL	Rim	Permitted rims	Width		Diameter		Loaded static radius		Rolling circumference		Inflation pressure for load capacity calculation		Max. Inflation pressure		Total tread depth		Tread depth measured on top of tie-bar	
									mm	in	mm	in	mm	in	mm	in	kPa	psi	kPa	psi	mm	32 nds in	mm	32 nds in
T487515	700/55-34	160 A8 / 168 A2	14	TRS L-2	SF	TT	DW24B	DW23B, DW24	700	27.6	1 634	64.3	753	29.6	4 939	194.4	240	35	280	41	51	64	41	52

Load capacity values for forestry use

Inflation Pressure		Road 40 km/h / 25 mph		Road 30 km/h / 20 mph		Road 20 km/h / 12.5 mph		Forestry service (LT) 10 km/h / 5 mph	
kPa	psi	kg	lbs	kg	lbs	kg	lbs	kg	lbs
160	23	3 750	8 265	4 010	8 840	4 610	10 165	4 625	10 195
200	29	4 250	9 370	4 550	10 030	5 230	11 530	5 300	11 685
240	35	4 750	10 470	5 080	11 200	5 840	12 875	5 800	12 785

Maximum inflation pressure 280 kPa, without increase to the above load capacity values.

Liquid and salt ballasting

Tyre volume 100%		Water filling (75%)		Water / salt filling (75% / -30°C / -22°F)					
				Water		Salt ($CaCl_2$)		Total weight increase	
l	gal (US)	l	gal (US)	l	gal (US)	kg	lbs	kg	lbs
700	185	525	140	431	115	220	485	650	1 435

Tubes and valves

USE ALWAYS WITH TUBE

Tube product code	Valve tube-type
T55394	TR 218 A



Nokian Forest King TRS L-2 – all sizes

SF = STEEL FORTIFIED TT = TUBE-TYPE, to be fitted with tube

Product code	Size	LI/SS	PR	Pattern Forest King	Steel fortified	TT/TL	Rim	Permitted rims	Width		Diameter		Loaded static radius		Rolling circumference		Inflation pressure for load capacity calculation		Max. Inflation pressure		Total tread depth		Tread depth measured on top of tie-bar	
									mm	in	mm	in	mm	in	mm	in	kPa	psi	kPa	psi	mm	32 nds in	mm	32 nds in
T445433	600/50-22.5	151 A8 / 158 A2	16	TRS L-2	SF	TT	AG 20.00		600	23.6	1 171	46.1	532	20.9	3 500	137.8	360	52	430	62	42	53	-	-
T445477	600/50-22.5	159 A8 / 167 A2	20	TRS L-2	SF	TT	AG 20.00		600	23.6	1 171	46.1	535	21.1	3 537	139.3	500	73	550	80	42	53	-	-
T445421	710/40-22.5	154 A8 / 161 A2	16	TRS L-2	SF	TT	AG 24.00		710	28.0	1 171	46.1	538	21.2	3 531	139.0	360	52	400	58	42	53	-	-
T445295	500/60-26.5	144 A8 / 151 A2	12	TRS LS-2 H	SF	TT	AG 16.00		503	19.8	1 273	50.1	595	23.4	3 820	150.4	320	46	320	46	53	67	-	-
T445339	650/60-26.5	158 A8 / 166 A2	12	TRS L-2 H	SF	TT	AG 20.00		650	25.6	1 485	58.5	671	26.4	4 411	173.7	240	35	280	41	50	63	42	53
T445395	650/60-26.5	172 A8 / 179 A2	20	TRS L-2	SF	TT	AG 20.00		650	25.6	1 485	58.5	676	26.6	4 467	175.9	500	73	550	80	50	63	42	53
T445225	750/55-26.5	177 A8 / 184 A2	20	TRS L-2	SF	TT	AG 24.00		750	29.5	1 485	58.5	672	26.5	4 461	175.6	500	73	550	80	50	63	42	53
T487410	600/65-34	157 A8 / 164 A2	14	TRS L-2	SF	TT	DW20B		600	23.6	1 644	64.7	758	29.8	4 916	193.5	240	35	290	42	51	64	41	52
T487515	700/55-34	160 A8 / 168 A2	14	TRS L-2	SF	TT	DW24B	DW23B, DW24	700	27.6	1 634	64.3	753	29.6	4 939	194.4	240	35	280	41	51	64	41	52

Nokian Nordman Forest TRS L-2

Nokian Nordman Forest TRS L-2

- Good lateral grip due to tyre construction and shoulder area shape
- Good terrain mobility due to deep tread pattern and wide ribs
- Reliable and cost efficient solution also for older forestry machines in need of basic maintenance involving new tyres

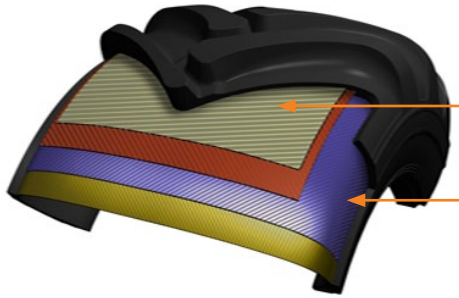

Diagonal Forestry Tyre

- The tyre carcass is protected by steel fortification (SF).
- Multiple ply cords are laid at alternate angles substantially less than 90° to the centerline of the tread.



Nokian Nordman Forest TRS L-2 tread depth measuring point

Sizes

- Nokian Nordman Forest TRS L-2 600/50-22.5 16PR – T445622
- Nokian Nordman Forest TRS L-2 710/40-22.5 16PR – T445624
- Nokian Nordman Forest TRS L-2 600/55-26.5 16PR – T445473
- Nokian Nordman Forest TRS L-2 600/55-26.5 20PR – T445527
- Nokian Nordman Forest TRS L-2 710/45-26.5 16PR – T445474
- Nokian Nordman Forest TRS L-2 710/45-26.5 20PR – T445541
- Nokian Nordman Forest TRS L-2 750/55-26.5 20PR – T445528
- Nokian Nordman Forest TRS L-2 600/65-34 20PR – T445475
- Nokian Nordman Forest TRS L-2 700/55-34 20PR – T445476
- Nokian Nordman Forest TRS L-2 700/70-34 20PR – T445596



Nokian Nordman Forest TRS L-2 600/50-22.5 16PR – T445622

SF = STEEL FORTIFIED TT = TUBE-TYPE, to be fitted with tube

Product code	Size	LI/SS	PR	Pattern Nordman Forest	Steel fortified	TT/TL	Recommended rim	Width		Diameter		Loaded static radius		Rolling circumference		Max. Inflation pressure		Tread depth		Tread depth measured on top of tie-bar	
								mm	in	mm	in	mm	in	mm	in	kPa	psi	mm	32 nds in	mm	32 nds in
T445622	600/50-22.5	149 A8 / 156 A2	16	TRS L-2	SF	TT	AG 20.00	600	23.6	1 171	46.1	545	21.5	3 544	139.5	400	58	42	53	-	-

Load capacity values for forestry use

Inflation Pressure		Road 40 km/h / 25 mph		Road 30 km/h / 20 mph		Road 20 km/h / 12.5 mph		Forestry service (LT) 10 km/h / 5 mph	
kPa	psi	kg	lbs	kg	lbs	kg	lbs	kg	lbs
160	23	2 120	4 675	2 120	4 675	2 575	5 675	2 575	5 675
200	29	2 430	5 355	2 430	5 355	3 000	6 615	3 000	6 615
240	35	2 725	6 010	2 725	6 010	3 350	7 385	3 350	7 385
280	41	3 000	6 615	3 000	6 615	3 650	8 045	3 650	8 045
320	46	3 250	7 165	3 250	7 165	4 000	8 820	4 000	8 820

Maximum pressure / Track pressure 400 kPa/58 psi

Liquid and salt ballasting

Tyre volume 100%		Water filling (75%)		Water / salt filling (75% / -30°C / -22°F)					
				Water		Salt ($CaCl_2$)		Total weight increase	
l	gal (US)	l	gal (US)	l	gal (US)	kg	lbs	kg	lbs
335	90	250	65	206	55	105	230	311	685

Tubes and valves

USE ALWAYS WITH TUBE

Tube product code	Valve tube-type
T55089	TR 218 A



Nokian Nordman Forest TRS L-2 710/40-22.5 16PR – T445624

SF = STEEL FORTIFIED TT = TUBE-TYPE, to be fitted with tube

Product code	Size	LI/SS	PR	Pattern Nordman Forest	Steel fortified	TT/TL	Recommended rim	Width		Diameter		Loaded static radius		Rolling circumference		Max. Inflation pressure		Tread depth		Tread depth measured on top of tie-bar	
								mm	in	mm	in	mm	in	mm	in	kPa	psi	mm	32 nds in	mm	32 nds in
T445624	710/40-22.5	151 A8 / 158 A2	16	TRS L-2	SF	TT	AG 24.00	710	28	1 171	46.1	539	21.2	3 537	139.3	400	58	42	53	-	-

Load capacity values for forestry use

Inflation Pressure		Road 40 km/h / 25 mph		Road 30 km/h / 20 mph		Road 20 km/h / 12.5 mph		Forestry service (LT) 10 km/h / 5 mph	
kPa	psi	kg	lbs	kg	lbs	kg	lbs	kg	lbs
160	23	2 240	4 940	2 400	5 290	2 725	6 010	2 725	6 010
200	29	2 575	5 675	2 760	6 085	3 150	6 945	3 150	6 945
240	35	2 900	6 395	3 100	6 835	3 550	7 825	3 550	7 825
280	41	3 150	6 945	3 370	7 430	3 875	8 545	3 875	8 545
320	46	3 450	7 605	3 690	8 135	4 250	9 370	4 250	9 370

Maximum pressure / Track pressure 400 kPa/58 psi

Liquid and salt ballasting

Tyre volume 100%		Water filling (75%)		Water / salt filling (75% / -30°C / -22°F)					
				Water		Salt ($CaCl_2$)		Total weight increase	
l	gal (US)	l	gal (US)	l	gal (US)	kg	lbs	kg	lbs
400	105	300	80	246	65	125	275	371	820

Tubes and valves

USE ALWAYS WITH TUBE

Tube product code	Valve tube-type
T55092	TR 218 A



Nokian Nordman Forest TRS L-2 600/55-26.5 16PR – T445473

SF = STEEL FORTIFIED TT = TUBE-TYPE, to be fitted with tube

Product code	Size	LI/SS	PR	Pattern Nordman Forest	Steel fortified	TT/TL	Recommended rim	Width		Diameter		Loaded static radius		Rolling circumference		Max. Inflation pressure		Tread depth		Tread depth measured on top of tie-bar	
								mm	in	mm	in	mm	in	mm	in	kPa	psi	mm	32 nds in	mm	32 nds in
T445473	600/55-26.5	158 A8 / 166 A2	16	TRS L-2	SF	TT	AG 20.00	600	23.6	1 340	52.8	616	24.3	4 046	159.3	400	58	48	61	-	-

Load capacity values for forestry use

Inflation Pressure		Road 40 km/h / 25 mph		Road 30 km/h / 20 mph		Road 20 km/h / 12.5 mph		Forestry service (LT) 10 km/h / 5 mph	
kPa	psi	kg	lbs	kg	lbs	kg	lbs	kg	lbs
160	23	2 500	5 510	2 680	5 910	3 075	6 780	3 075	6 780
200	29	2 800	6 175	3 000	6 615	3 450	7 605	3 450	7 605
240	35	3 150	6 945	3 370	7 430	3 875	8 545	3 875	8 545
280	41	3 450	7 605	3 690	8 135	4 250	9 370	4 250	9 370
320	46	3 750	8 265	4 010	8 840	4 625	10 195	4 625	10 195
360	52	4 000	8 820	4 280	9 435	4 875	10 745	4 875	10 745
400	58	4 250	9 370	4 550	10 030	5 300	11 685	5 300	11 685

Maximum pressure / Track pressure 400 kPa/58 psi

Liquid and salt ballasting

Tyre volume 100%		Water filling (75%)		Water / salt filling (75% / -30°C / -22°F)					
				Water		Salt ($CaCl_2$)		Total weight increase	
l	gal (US)	l	gal (US)	l	gal (US)	kg	lbs	kg	lbs
386	100	290	75	238	65	121	265	359	790

Tubes and valves

USE ALWAYS WITH TUBE

Tube product code	Valve tube-type
T55098	TR 218 A



Nokian Nordman Forest TRS L-2 600/55-26.5 20PR – T445527

SF = STEEL FORTIFIED TT = TUBE-TYPE, to be fitted with tube

Product code	Size	LI/SS	PR	Pattern Nordman Forest	Steel fortified	TT/TL	Recommended rim	Width		Diameter		Loaded static radius		Rolling circumference		Max. Inflation pressure		Tread depth		Tread depth measured on top of tie-bar	
								mm	in	mm	in	mm	in	mm	in	kPa	psi	mm	32 nds in	mm	32 nds in
T445527	600/55-26.5	165 A8 / 172 A2	20	TRS L-2	SF	TT	AG 20.00	600	23.6	1 340	52.8	616	24.3	4 065	160.0	500	73	48	61	-	-

Load capacity values for forestry use

Inflation Pressure		Road 40 km/h / 25 mph		Road 30 km/h / 20 mph		Road 20 km/h / 12.5 mph		Forestry service (LT) 10 km/h / 5 mph	
kPa	psi	kg	lbs	kg	lbs	kg	lbs	kg	lbs
160	23	2 500	5 510	2 680	5 910	3 075	6 780	3 075	6 780
200	29	2 800	6 175	3 000	6 615	3 450	7 605	3 450	7 605
240	35	3 150	6 945	3 370	7 430	3 875	8 545	3 875	8 545
280	41	3 450	7 605	3 690	8 135	4 250	9 370	4 250	9 370
320	46	3 750	8 265	4 010	8 840	4 625	10 195	4 625	10 195
360	52	4 000	8 820	4 280	9 435	4 875	10 745	4 875	10 745
400	58	4 250	9 370	4 550	10 030	5 300	11 685	5 300	11 685
450	65	4 625	10 195	4 950	10 915	5 600	12 345	5 600	12 345
500	73	5 150	11 355	5 510	12 145	6 300	13 890	6 300	13 890

Maximum pressure / Track pressure 500 kPa/73 psi

Liquid and salt ballasting

Tyre volume 100%		Water filling (75%)		Water / salt filling (75% / -30°C / -22°F)					
				Water		Salt ($CaCl_2$)		Total weight increase	
l	gal (US)	l	gal (US)	l	gal (US)	kg	lbs	kg	lbs
386	100	290	75	238	65	121	265	359	790

Tubes and valves

USE ALWAYS WITH TUBE

Tube product code	Valve tube-type
T55098	TR 218 A



Nokian Nordman Forest TRS L-2 710/45-26.5 16PR – T445474

SF = STEEL FORTIFIED TT = TUBE-TYPE, to be fitted with tube

Product code	Size	LI/SS	PR	Pattern Nordman Forest	Steel fortified	TT/TL	Recommended rim	Width		Diameter		Loaded static radius		Rolling circumference		Max. Inflation pressure		Tread depth		Tread depth measured on top of tie-bar	
								mm	in	mm	in	mm	in	mm	in	kPa	psi	mm	32 nds in	mm	32 nds in
T445474	710/45-26.5	161 A8 / 168 A2	16	TRS L-2	SF	TT	AG 24.00	710	28.0	1 340	52.8	619	24.4	4 040	159.1	400	58	48	61	-	-

Load capacity values for forestry use

Inflation Pressure		Road 40 km/h / 25 mph		Road 30 km/h / 20 mph		Road 20 km/h / 12.5 mph		Forestry service (LT) 10 km/h / 5 mph	
kPa	psi	kg	lbs	kg	lbs	kg	lbs	kg	lbs
160	23	2 180	4 805	2 330	5 135	2 650	5 840	2 650	5 840
200	29	2 575	5 675	2 760	6 085	3 150	6 945	3 150	6 945
240	35	3 000	6 615	3 210	7 075	3 650	8 045	3 650	8 045
280	41	3 350	7 385	3 580	7 890	4 125	9 095	4 125	9 095
320	46	3 750	8 265	4 010	8 840	4 625	10 195	4 625	10 195
360	52	4 125	9 095	4 410	9 720	5 000	11 025	5 000	11 025
400	58	4 125	9 095	4 410	9 720	5 000	11 025	5 000	11 025

Maximum pressure / Track pressure 400 kPa/58 psi

Liquid and salt ballasting

Tyre volume 100%		Water filling (75%)		Water / salt filling (75% / -30°C / -22°F)					
				Water		Salt ($CaCl_2$)		Total weight increase	
l	gal (US)	l	gal (US)	l	gal (US)	kg	lbs	kg	lbs
490	130	370	100	302	80	154	340	455	1 005

Tubes and valves

USE ALWAYS WITH TUBE

Tube product code	Valve tube-type
T55099	TR 218 A



Nokian Nordman Forest TRS L-2 710/45-26.5 20PR – T445541

SF = STEEL FORTIFIED TT = TUBE-TYPE, to be fitted with tube

Product code	Size	LI/SS	PR	Pattern Nordman Forest	Steel fortified	TT/TL	Recommended rim	Width		Diameter		Loaded static radius		Rolling circumference		Max. Inflation pressure		Tread depth		Tread depth measured on top of tie-bar	
								mm	in	mm	in	mm	in	mm	in	kPa	psi	mm	32 nds in	mm	32 nds in
T445541	710/45-26.5	168 A8 / 175 A2	20	TRS L-2	SF	TT	AG 24.00	710	28.0	1 340	52.8	608	23.9	4 077	160.5	550	80	48	61	-	-

Load capacity values for forestry use

Inflation Pressure		Road 40 km/h / 25 mph		Road 30 km/h / 20 mph		Road 20 km/h / 12.5 mph		Forestry service (LT) 10 km/h / 5 mph	
kPa	psi	kg	lbs	kg	lbs	kg	lbs	kg	lbs
160	23	2 725	6 010	2 920	6 435	3 350	7 385	3 350	7 385
200	29	3 075	6 780	3 290	7 255	3 750	8 265	3 750	8 265
240	35	3 450	7 605	3 690	8 135	4 250	9 370	4 250	9 370
280	41	3 750	8 265	4 010	8 840	4 625	10 195	4 625	10 195
320	46	4 125	9 095	4 410	9 720	5 000	11 025	5 000	11 025
360	52	4 375	9 645	4 680	10 320	5 450	12 015	5 450	12 015
400	58	4 625	10 195	4 950	10 915	5 600	12 345	5 600	12 345
450	65	5 000	11 025	5 350	11 795	6 150	13 560	6 150	13 560
500	73	5 600	12 345	5 990	13 205	6 900	15 210	6 900	15 210

Maximum pressure / Track pressure 500 kPa/73 psi

Liquid and salt ballasting

Tyre volume 100%		Water filling (75%)		Water / salt filling (75% / -30°C / -22°F)					
				Water		Salt ($CaCl_2$)		Total weight increase	
l	gal (US)	l	gal (US)	l	gal (US)	kg	lbs	kg	lbs
490	110	370	80	302	66	154	340	455	1 005

Tubes and valves

USE ALWAYS WITH TUBE

Tube product code	Valve tube-type
T55099	TR 218 A



Nokian Nordman Forest TRS L-2 750/55-26.5 20PR – T445528

SF = STEEL FORTIFIED TT = TUBE-TYPE, to be fitted with tube

Product code	Size	LI/SS	PR	Pattern Nordman Forest	Steel fortified	TT/TL	Recommended rim	Width		Diameter		Loaded static radius		Rolling circumference		Max. Inflation pressure		Tread depth		Tread depth measured on top of tie-bar	
								mm	in	mm	in	mm	in	mm	in	kPa	psi	mm	32 nds in	mm	32 nds in
T445528	750/55-26.5	177 A8 / 184 A2	20	TRS L-2	SF	TT	AG 24.00	750	29.5	1 485	58.5	667	26.3	4 474	176.1	500	73	50	63	42	53

Load capacity values for forestry use

Inflation Pressure		Road 40 km/h / 25 mph		Road 30 km/h / 20 mph		Road 20 km/h / 12.5 mph		Forestry service (LT) 10 km/h / 5 mph	
kPa	psi	kg	lbs	kg	lbs	kg	lbs	kg	lbs
160	23	3 550	7 825	3 800	8 375	4 375	9 645	4 375	9 645
200	29	4 125	9 095	4 410	9 720	5 000	11 025	5 000	11 025
240	35	4 625	10 195	4 950	10 915	5 600	12 345	5 600	12 345
280	41	5 000	11 025	5 350	11 795	6 150	13 560	6 150	13 560
320	46	5 450	12 015	5 830	12 855	6 700	14 770	6 700	14 770
360	52	5 800	12 785	6 210	13 690	7 100	15 655	7 100	15 655
400	58	6 000	13 230	6 420	14 155	7 300	16 095	7 300	16 095
450	65	6 700	14 770	7 170	15 805	8 250	18 190	8 250	18 190
500	73	7 300	16 095	7 810	17 220	9 000	19 840	9 000	19 840

Maximum pressure / Track pressure 500 kPa/73 psi

Liquid and salt ballasting

Tyre volume 100%		Water filling (75%)		Water / salt filling (75% / -30°C / -22°F)					
				Water		Salt ($CaCl_2$)		Total weight increase	
l	gal (US)	l	gal (US)	l	gal (US)	kg	lbs	kg	lbs
595	155	465	125	382	100	195	430	576	1 270

Tubes and valves

USE ALWAYS WITH TUBE

Tube product code	Valve tube-type
T55102	TR 218 A



Nokian Nordman Forest TRS L-2 600/65-34 20PR – T445475

SF = STEEL FORTIFIED TT = TUBE-TYPE, to be fitted with tube

Product code	Size	LI/SS	PR	Pattern Nordman Forest	Steel fortified	TT/TL	Recommended rim	Width		Diameter		Loaded static radius		Rolling circumference		Max. Inflation pressure		Tread depth		Tread depth measured on top of tie-bar	
								mm	in	mm	in	mm	in	mm	in	kPa	psi	mm	32 nds in	mm	32 nds in
T445475	600/65-34	163 A8 / 170 A2	20	TRS L-2	SF	TT	DW20B	600	23.6	1 644	64.7	755	29.7	4 964	195.4	360	52	51	64	41	52

Load capacity values for forestry use

Inflation Pressure		Road 40 km/h / 25 mph		Road 30 km/h / 20 mph		Road 20 km/h / 12.5 mph		Forestry service (LT) 10 km/h / 5 mph	
kPa	psi	kg	lbs	kg	lbs	kg	lbs	kg	lbs
160	23	3 250	7 165	3 480	7 670	4 000	8 820	4 000	8 820
200	29	3 650	8 045	3 910	8 620	4 500	9 920	4 500	9 920
240	35	4 125	9 095	4 410	9 720	5 000	11 025	5 000	11 025
280	41	4 500	9 920	4 820	10 625	5 600	12 345	5 600	12 345
320	46	4 875	10 745	5 220	11 510	6 000	13 230	6 000	13 230

Maximum pressure / Track pressure 360 kPa/52 psi

Liquid and salt ballasting

Tyre volume 100%		Water filling (75%)		Water / salt filling (75% / -30°C / -22°F)					
				Water		Salt ($CaCl_2$)		Total weight increase	
l	gal (US)	l	gal (US)	l	gal (US)	kg	lbs	kg	lbs
595	155	445	120	366	95	187	410	553	1 220

Tubes and valves

USE ALWAYS WITH TUBE

Tube product code	Valve tube-type
T55394	TR 218 A

Nokian Nordman Forest TRS L-2 700/55-34 20PR – T445476

SF = STEEL FORTIFIED TT = TUBE-TYPE, to be fitted with tube

Product code	Size	LI/SS	PR	Pattern Nordman Forest	Steel fortified	TT/TL	Recommended rim	Width		Diameter		Loaded static radius		Rolling circumference		Max. Inflation pressure		Tread depth		Tread depth measured on top of tie-bar	
								mm	in	mm	in	mm	in	mm	in	kPa	psi	mm	32 nds in	mm	32 nds in
T445476	700/55-34	166 A8 / 173 A2	20	TRS L-2	SF	TT	DW24B	700	27.6	1 630	64.2	751	29.6	4 938	194.4	360	52	51	64	41	52

Load capacity values for forestry use

Inflation Pressure		Road 40 km/h / 25 mph		Road 30 km/h / 20 mph		Road 20 km/h / 12.5 mph		Forestry service (LT) 10 km/h / 5 mph	
kPa	psi	kg	lbs	kg	lbs	kg	lbs	kg	lbs
160	23	3 550	7 825	3 800	8 375	4 375	9 645	4 375	9 645
200	29	4 000	8 820	4 280	9 435	4 875	10 745	4 875	10 745
240	35	4 500	9 920	4 820	10 625	5 600	12 345	5 600	12 345
280	41	5 000	11 025	5 350	11 795	6 150	13 560	6 150	13 560
320	46	5 300	11 685	5 670	12 500	6 500	14 330	6 500	14 330

Maximum pressure / Track pressure 360 kPa/52 psi

Liquid and salt ballasting

Tyre volume 100%		Water filling (75%)		Water / salt filling (75% / -30°C / -22°F)					
				Water		Salt ($CaCl_2$)		Total weight increase	
l	gal (US)	l	gal (US)	l	gal (US)	kg	lbs	kg	lbs
700	185	525	140	431	115	220	485	650	1 435

Tubes and valves

USE ALWAYS WITH TUBE

Tube product code	Valve tube-type
T55394	TR 218 A



Nokian Nordman Forest TRS L-2 700/70-34 20PR – T445596

SF = STEEL FORTIFIED TT = TUBE-TYPE, to be fitted with tube

Product code	Size	LI/SS	PR	Pattern Nordman Forest	Steel fortified	TT/TL	Recommended rim	Width		Diameter		Loaded static radius		Rolling circumference		Max. Inflation pressure		Tread depth		Tread depth measured on top of tie-bar	
								mm	in	mm	in	mm	in	mm	in	kPa	psi	mm	32 nds in	mm	32 nds in
T445596	700/70-34	173 A8 / 180 A2	20	TRS L-2	SF	TT	DW20B	700	27.6	1 844	72.6	840	33.1	5 542	218.2	360	52	53	67	43	54

Load capacity values for forestry use

Inflation Pressure		Road 40 km/h / 25 mph		Road 30 km/h / 20 mph		Road 20 km/h / 12.5 mph		Forestry service (LT) 10 km/h / 5 mph	
kPa	psi	kg	lbs	kg	lbs	kg	lbs	kg	lbs
160	23	4 375	9 645	4 680	10 320	5 380	11 860	5 380	11 860
200	29	5 000	11 025	5 350	11 795	6 150	13 560	6 150	13 560
240	35	5 600	12 345	5 990	13 205	6 890	15 190	6 900	15 210
280	41	6 150	13 560	6 580	14 505	7 560	16 665	7 500	16 535
320	46	6 500	14 330	6 960	15 345	8 000	17 635	8 000	17 635

Maximum pressure / Track pressure 360 kPa/52 psi

Liquid and salt ballasting

Tyre volume 100%		Water filling (75%)		Water / salt filling (75% / -30°C / -22°F)					
				Water		Salt ($CaCl_2$)		Total weight increase	
l	gal (US)	l	gal (US)	l	gal (US)	kg	lbs	kg	lbs
950	250	715	190	585	155	298	655	883	1 945

Tubes and valves

USE ALWAYS WITH TUBE

Tube product code	Valve tube-type
T55388	TR 218 A



Nokian Nordman Forest TRS L-2 – all sizes

SF = STEEL FORTIFIED TT = TUBE-TYPE, to be fitted with tube

Product code	Size	LI/SS	PR	Pattern Nordman Forest	Steel fortified	TT/TL	Recommended rim	Width		Diameter		Loaded static radius		Rolling circumference		Max. Inflation pressure		Tread depth		Tread depth measured on top of tie-bar	
								mm	in	mm	in	mm	in	mm	in	kPa	psi	mm	32 nds in	mm	32 nds in
T445622	600/55-22.5	149 A8 / 156 A2	16	TRS L-2	SF	TT	AG 20.00	600	23.6	1 171	46.1	545	21.5	3 544	139.5	400	58	42	53	-	-
T445624	710/40-22.5	151 A8 / 158 A2	16	TRS L-2	SF	TT	AG 24.00	710	28	1 171	46.1	539	21.2	3 537	139.3	400	58	42	53	-	-
T445473	600/55-26.5	158 A8 / 166 A2	16	TRS L-2	SF	TT	AG 20.00	600	23.6	1 340	52.8	616	24.3	4 046	159.3	400	58	48	61	-	-
T445527	600/55-26.5	165 A8 / 172 A2	20	TRS L-2	SF	TT	AG 20.00	600	23.6	1 340	52.8	616	24.3	4 065	160.0	500	73	48	61	-	-
T445474	710/45-26.5	161 A8 / 168 A2	16	TRS L-2	SF	TT	AG 24.00	710	28.0	1 340	52.8	619	24.4	4 040	159.1	400	58	48	61	-	-
T445541	710/45-26.5	168 A8 / 175 A2	20	TRS L-2	SF	TT	AG 24.00	710	28.0	1 340	52.8	608	23.9	4 077	160.5	550	80	48	61	-	-
T445528	750/55-26.5	177 A8 / 184 A2	20	TRS L-2	SF	TT	AG 24.00	750	29.5	1 485	58.5	667	26.3	4 474	176.1	500	73	50	63	42	53
T445475	600/65-34	163 A8 / 170 A2	20	TRS L-2	SF	TT	DW20B	600	23.6	1 644	64.7	755	29.7	4 964	195.4	360	52	51	64	41	52
T445476	700/55-34	166 A8 / 173 A2	20	TRS L-2	SF	TT	DW24B	700	27.6	1 630	64.2	751	29.6	4 938	194.4	360	52	51	64	41	52
T445596	700/70-34	173 A8 / 180 A2	20	TRS L-2	SF	TT	DW20B	700	27.6	1 844	72.6	840	33.1	5 542	218.2	360	52	53	67	43	54

Replacement guide

Nokian Forest King TRS L-2

600/50-22.5

Nokian Forest King TRS L-2 T445477 › Nokian Forest King TRS 2 T445618

Rim:	Compatible	AG20.00x22.5
Tube:	Compatible	T55089
Chains:	Compatible	
Tracks:	Compatible	

FULLY REPLACEABLE

Nokian Forest King TRS 2

710/40-22.5

Nokian Forest King TRS L-2 T445421 › Nokian Forest King TRS 2 T445607

Rim:	Compatible	AG24.00x22.5
Tube:	Compatible	T55092
Chains:	Compatible	
Tracks:	Compatible	

FULLY REPLACEABLE

Nokian Forest Rider

710/45-26.5

Nokian Forest Rider T445408 › Nokian Forest King TRS 2 T445566

Rim:	Compatible	AG24.00x26.5
Tube:	Compatible	T55099
Chains:	Compatible	
Tracks:	Clark	**Needs new tracks**
	Olofsfors	Compatible **Note!** Fitment is tight so visual defects may occur.

REPLACEABLE WITH ISSUES

Nokian Forest King TRS 2

600/55-26.5

Nokian Forest Rider T445320 › Nokian Forest King TRS 2 T445567

Rim:	Compatible	AG20.00x26.5
Tube:	Compatible	T55098
Chains:	Compatible	
Tracks:	Clark	**Needs new tracks**
	Olofsfors	**Needs new tracks**

REPLACEABLE WITH ISSUES

See track recommendations ›

Replacement guide

Nokian Forest Rider

Nokian Forest King TRS 2

Nokian Forest King TRS L-2

Nokian Forest King TRS 2

650/45R24.5 › 710/40-24.5

Nokian Forest Rider T445436 › Nokian Forest King TRS 2 T445568

Rim:	Different	AG24.00x24.5
Tube:	Different	T545447
Chains:	Different	
Tracks:	Different	

NOT REPLACEABLE

710/45-26.5

Nokian Forest King TRS L-2 T445225 ›
Nokian Forest King TRS 2 T445602

Rim:	Compatible	AG24.00x26.5
Tube:	Compatible	T55102
Chains:	Compatible	
Tracks:	Clark	Needs new tracks
	Olofsfors	Needs new tracks

REPLACEABLE WITH ISSUES

See track recommendations ›

Track recommendation short list

Track recommendations: Olofsfors and Clark tracks

600/50-22.5 Nokian Forest King TRS 2

	Olofsfors		Clark	
Requirement	Model	Code	Model	Code
Primarily traction	OF 22	095-640115	Grouzer	GL-6001760/24
All around	EVO 22	094-640115	Terra 85	TL-8001760/24
	ECO-TRACK 22	097-640115		
Primarily flotation	Baltic 22	089-640115	FL15 Flotation	FL-1511760/24

710/45-26.5 Nokian Forest King TRS 2

	Olofsfors		Clark	
Requirement	Model	Code	Model	Code
Primarily traction	OF 26	295-644025	Grouzer	GL-6001771/28
All around	EVO 26	294-644025	Terra 85	TL-8001771/28
	ECO-TRACK 26	297-644025	Terra 95	TL-9501771/28
Primarily flotation	MAGNUM 26	298-644025	Terra - X	TXL-8501771/28

710/40-22.5 Nokian Forest King TRS 2

	Olofsfors		Clark	
Requirement	Model	Code	Model	Code
Primarily traction	OF 22	095-652045	Grouzer	GL-6001772/24
All around	EVO 22	094-652045	Terra 85	TL-8001772/24
	ECO-SOFT 22	027-652045		
Primarily flotation	MAGNUM 22	198-652047	Terra - X	TXL-8501772/24

600/55-26.5 Nokian Forest King TRS 2

	Olofsfors		Clark	
Requirement	Model	Code	Model	Code
Primarily traction	OF 26	295-624045	Grouzer	GL-6001766/28
All around	EVO 26	294-624045	Terra 85	TL-8001766/28
	ECO-TRACK 26	297-624045		
Primarily flotation	MAGNUM 22	198-624045	Terra - X	TXL-8501766/28

NOTE! To find correct track to correct conditions, please contact track representative **www.olofsfors.com** and **www.clarktracks.com**

Disclaimer: the track recommendations set out in this document are based on the information provided by third party track manufacturers and not by Nokian Heavy Tyres Ltd.
Nokian Heavy Tyres Ltd. assumes no liability as regards the track recommendations set out in this document, and such recommendations may be used only at the user's own risk.

Track recommendation short list

710/40-24.5 Nokian Forest King TRS 2

	Olofsfors		Clark	
Requirement	Model	Code	Model	Code
Primarily traction	OF 22	095-661025	Grouzer	GL-6001774/24
All around	EVO 22	094-661025	Terra	TL-8001774/24
	ECO-TRACK 22	097-661025		
Primarily flotation	MAGNUM 22	198-661025	Terra - X	TXL-8501774/24

750/55-26.5 Nokian Forest King TRS 2

	Olofsfors		Clark	
Requirement	Model	Code	Model	Code
Extreme traction	EX 30	290-663001	Climbing X	CX-6021775/28
Primarily traction	EVO 26	294-663000	Grouzer	GL-6001775/28
All around / traction	ECO-TRACK 26	297-663000	Terra 95	TL-9501775/28
Primarily flotation	EVO-M	394-663000	Terra - X	TXL-8501775/28
Flotation extreme	MAGNUM 26	298-663021	Terra - X 1000mm	TXL-8591775/28

800/40-26.5 Nokian Forest King TRS 2

	Olofsfors		Clark	
Requirement	Model	Code	Model	Code
Primarily traction	EVO 26	294-656030	Grouzer	GL-6001788/28
All around	ECO-TRACK 26	297-656030	Terra 95	TL-9501788/28
Primarily flotation	MAGNUM 26	298-656025	Terra - X	TXL-8501788/28

710/55-28.5 Nokian Forest King TRS 2

	Olofsfors		Clark	
Requirement	Model	Code	Model	Code
Primarily traction	EVO 26	295-680005	Grouzer	GL-6001782/28
All around	ECO-TRACK 26	297-680005	Terra 95	TL-9501782/28
Primarily flotation	EVO-M 26	394-680005	Terra - X	TXL-8501782/28

780/50-28.5 Nokian Forest King TRS 2

	Olofsfors		Clark	
Requirement	Model	Code	Model	Code
Primarily traction	EX 30	490-673000	Grouzer	GL-6001781/28
All around	EVO 26	294-673000	Terra 95	TL-9501781/28
Primarily flotation	EVO-M	394-673000	Terra - X	TXL-8501781/28

NOTE! To find correct track to correct conditions, please contact track representative **www.olofsfors.com** and **www.clarktracks.com**

Disclaimer: the track recommendations set out in this document are based on the information provided by third party track manufacturers and not by Nokian Heavy Tyres Ltd.
Nokian Heavy Tyres Ltd. assumes no liability as regards the track recommendations set out in this document, and such recommendations may be used only at the user's own risk.

Tyre choice and inflation pressures by application

KOMATSU

Harvesters

- 901
- 901XC
- 911
- 931
- 931XC
- 941
- 951

Forwarders

- 830.3
- 840TX
- 835
- 840.4
- 845
- 855.1 / 855.2
- 860.4
- 865
- 875
- 890.3
- 895

CAT

Forwarders

- 584
- 584 HD

JOHN DEERE

Harvesters

- 1070E
- 1170E
- 1270E
- 1470E

Forwarders

- 810E
- 1010E
- 1110G
- 1210G
- 1510G
- 1910E

LOGSET

Harvesters

- 4H
- 5H
- 6H
- 8H
- 10H

Forwarders

- 4F
- 5F
- 6F
- 8F
- 10F
- 12F

PONSSE

Harvesters

- Beaver
- Fox
- Scorpion
- Scorpion King
- Ergo
- Bear

Forwarders

- Gazelle
- Wisent / Dual
- Elk
- Buffalo / Dual
- Buffalo / Dual / ADS
- Buffalo King
- Elephant
- Elephant King

ROTTNE

Harvesters

- H8
- H11
- H11c
- H14c
- H20b
- H21d

Forwarders

- F10b
- F10d
- F11d
- F13c
- F15c
- F18

Tigercat

Forwarders

- 1055C
- 1075C
- 1085C

Tyre choice and inflation pressures by application

KOMATSU

Harvesters

Machine	Tyre size / PR	Tread pattern								Inflation pressure					
										Front		Rear		Max inflation and track pressure	
		F2	F	ELS	Nordman F	TRS 2	Rider	TRS	Nordman TRS	kPa	psi	kPa	psi	kPa	psi
901	600/65-34/20								Front, Rear	320	46	320	46	360	52
4 wheels	600/65R34						Front, Rear			320	46	320	46	400	58
	710/55R34						Front, Rear			320	46	320	46	400	58
	700/55-34/20								Front, Rear	320	46	320	46	360	52
901	600/50-24.5/20					Front				550	80			550	80
6 wheels	650/45R24.5						Front			550	80			550	80
	710/40-24.5/20	Front	Front			Front				550	80			550	80
	600/65R34						Rear					320	46	400	58
	600/65-34/20								Rear			320	46	360	52
	710/55R34						Rear					320	46	400	58
	700/55-34/20								Rear			320	46	360	52
901XC	600/50-24.5/20					Front, Rear				500	73	320	46	550	80
8 wheels	710/40-24.5/20	Front, Rear	Front, Rear			Front, Rear				500	73	320	46	550	80
911	600/65-34/20								Front, Rear	320	46	320	46	360	52
4 wheels	600/65R34						Front, Rear			320	46	320	46	400	58
	710/55R34						Front, Rear			320	46	320	46	400	58
	700/55-34/20								Front, Rear	320	46	320	46	360	52
911	600/55R26.5						Front			460	67			550	80
6 wheels	600/55-26.5/20	Front	Front		Front	Front			Front	460	67			550	80
	710/45R26.5						Front			460	67			550	80
	710/45-26.5/16		Front							460	67			460	67
	710/45-26.5/20	Front	Front		Front	Front			Front	460	67			550	80
	710/45-26.5/24	Front	Front							460	67			600	87
	800/40-26.5/20	Front	Front			Front				460	67			550	80
	600/65R34						Rear					300	44	400	58
	600/65-34/20								Rear			300	44	360	52
	710/55R34						Rear					300	44	400	58
	700/55-34/20								Rear			300	44	360	52

Maximum inflation pressure in bead seating 250 kPa / 36 psi

KOMATSU

Harvesters

Machine	Tyre size / PR	Tread pattern								Inflation pressure					
										Front		Rear		Max inflation and track pressure	
		F2	F	ELS	Nordman F	TRS 2	Rider	TRS	Nordman TRS	kPa	psi	kPa	psi	kPa	psi
931	600/55R26.5						Front			500	73			550	80
6 wheels	600/55-26.5/20	Front	Front		Front	Front			Front	500	73			550	80
	710/45R26.5						Front			500	73			550	80
	710/45-26.5/20	Front	Front		Front	Front			Front	500	73			550	80
	710/45-26.5/24	Front	Front							500	73			600	87
	800/40-26.5/20	Front	Front			Front				500	73			550	80
	600/65R34						Rear					300	44	400	58
	600/65-34/20								Rear			300	44	360	52
	710/55R34						Rear					300	44	400	58
	700/55-34/20								Rear			300	44	360	52
931XC	600/55-26.5/20	Front, Rear	Front, Rear		Front, Rear	Front, Rear			Front, Rear	500	73	400	58	550	80
8 wheels	710/45-26.5/20	Front, Rear	Front, Rear		Front, Rear	Front, Rear			Front, Rear	500	73	400	58	550	80
	710/45-26.5/24	Front, Rear	Front, Rear			Front, Rear				500	73	400	58	600	87
	800/40-26.5/20	Front, Rear	Front, Rear			Front, Rear				500	73	400	58	550	80
941	650/65-26.5/20			Front				Front		500	73			550	80
6 wheels	750/55-26.5/20		Front		Front			Front	Front	500	73			550	80
	750/55-26.5/24	Front				Front				500	73			600	87
	780/55-26.5/20		Front							500	73			550	80
	800/50R26.5						Front			500	73			550	80
	700/70-34/16							Rear				260	38	260	38
	700/70-34/20								Rear			300	44	360	52
	710/70R34						Rear					300	44	400	58
951	710/55-28.5/24	Front				Front				500	73			600	87
6 wheels	780/50-28.5/24	Front				Front				500	73			600	87
	710/70R34						Rear					300	44	400	58

Maximum inflation pressure in bead seating 250 kPa / 36 psi

KOMATSU

Forwarders

Machine	Tyre size / PR	Tread pattern								Inflation pressure					
										Front		Rear		Max inflation and track pressure	
		F2	F	ELS	Nordman F	TRS 2	Rider	TRS	Nordman TRS	kPa	psi	kPa	psi	kPa	psi
830.3	600/50-22.5/16			Front, Rear				Front, Rear		350	51	430	62	430	62
8 wheels	600/50-22.5/20							Front, Rear		350	51	500	73	550	80
	710/40-22.5/16		Front, Rear					Front, Rear		350	51	400	58	400	58
840TX	600/50R24.5						Front, Rear			400	58	550	80	550	80
8 wheels	650/45R24.5						Front, Rear			400	58	550	80	550	80
	710/40-24.5/20	Front, Rear	Front, Rear			Front, Rear				350	51	550	80	550	80
835	600/50-24.5/20					Front, Rear				400	58	550	80	550	80
8 wheels	650/45R24.5						Front, Rear			400	58	550	80	550	80
	710/40-24.5/20	Front, Rear	Front, Rear			Front, Rear				350	51	550	80	550	80
840.4	600/55-26.5/20	Front, Rear	Front, Rear			Front, Rear			Front, Rear	350	51	550	80	550	80
8 wheels	600/55R26.5						Front, Rear			350	51	550	80	550	80
	710/45R26.5						Front, Rear			350	51	500	73	550	80
	710/45-26.5/20	Front, Rear	Front, Rear			Front, Rear			Front, Rear	350	51	500	73	550	80
	710/45-26.5/24	Front, Rear	Front, Rear							350	51	500	73	600	87
	800/40-26.5/20	Front, Rear	Front, Rear			Front, Rear				350	51	500	73	550	80
840.4	600/55-26.5/20	Rear	Rear		Rear	Rear			Rear			550	80	550	80
6 wheels	600/55R26.5						Rear					550	80	550	80
	710/45R26.5						Rear					500	73	550	80
	710/45-26.5/20	Rear	Rear		Rear	Rear			Rear			500	73	550	80
	710/45-26.5/24	Rear	Rear									500	73	600	87
	800/40-26.5/20	Rear	Rear			Rear						500	73	550	80
	600/65R34						Front			320	46			400	58
	600/65-34/20								Front	320	46			360	52
	710/55R34						Front			320	46			400	58
	700/55-34/20								Front	320	46			360	52
845	600/55-26.5/20	Front, Rear	Front, Rear		Front, Rear	Front, Rear			Front, Rear	350	51	550	80	550	80
8 wheels	600/55R26.5						Front, Rear			350	51	550	80	550	80
	710/45R26.5						Front, Rear			350	51	500	73	550	80
	710/45-26.5/20	Front, Rear	Front, Rear		Front, Rear	Front, Rear			Front, Rear	350	51	500	73	550	80
	710/45-26.5/24	Front, Rear	Front, Rear							350	51	500	73	600	87
	800/40-26.5/20	Front, Rear	Front, Rear			Front, Rear				350	51	500	73	550	80

Maximum inflation pressure
in bead seating 250 kPa / 36 psi

KOMATSU

Forwarders

Machine	Tyre size / PR	Tread pattern								Inflation pressure					
										Front		Rear		Max inflation and track pressure	
		F2	F	ELS	Nordman F	TRS 2	Rider	TRS	Nordman TRS	kPa	psi	kPa	psi	kPa	psi
855.1 / 855.2	710/45R26.5						Front, Rear			400	58	550	80	550	80
8 wheels	710/45-26.5/20	Front, Rear	Front, Rear		Front, Rear	Front, Rear			Front, Rear	400	58	550	80	550	80
	710/45-26.5/24	Front, Rear	Front, Rear							400	58	550	80	600	87
	800/40-26.5/20	Front, Rear	Front, Rear			Front, Rear				400	58	550	80	550	80
855.1 / 855.2	710/45R26.5						Rear					550	80	550	80
6 wheels	710/45-26.5/20	Rear	Rear		Rear	Rear			Rear			550	80	550	80
	710/45-26.5/24	Rear	Rear									550	80	600	87
	800/40-26.5/20	Rear	Rear			Rear						550	80	550	80
	600/65R34						Front			350	51			400	58
	600/65-34/20								Front	350	51			360	52
	710/55R34						Front			350	51			400	58
	700/55-34/20								Front	350	51			360	52
860.4	710/45-26.5/20	Front, Rear	Front, Rear		Front, Rear	Front, Rear			Front, Rear	400	58	550	80	550	80
8 wheels	710/45-26.5/24	Front, Rear	Front, Rear							400	58	550	80	600	87
	710/45R26.5						Front, Rear			400	58	550	80	550	80
	800/40-26.5/20	Front, Rear	Front, Rear			Front, Rear				400	58	550	80	550	80
860.4	710/45-26.5/20	Rear	Rear		Rear	Rear			Rear			550	80	550	80
6 wheels	710/45-26.5/24	Rear	Rear									600	87	600	87
	710/45R26.5						Rear					550	80	550	80
	800/40-26.5/20	Rear	Rear			Rear						550	80	550	80
	600/65R34						Front			320	46			400	58
	600/65-34/20								Front	320	46			360	52
	710/55R34						Front			320	46			400	58
	700/55-34/20								Front	320	46			360	52
865	710/45-26.5/20	Front, Rear	Front, Rear		Front, Rear	Front, Rear			Front, Rear	400	58	550	80	550	80
8 wheels	710/45-26.5/24	Front, Rear	Front, Rear							400	58	600	87	600	87
	710/45R26.5						Front, Rear			400	58	550	80	550	80
	800/40-26.5/20	Front, Rear	Front, Rear			Front, Rear				400	58	550	80	550	80
865	710/45-26.5/20	Rear	Rear		Rear	Rear			Rear			550	80	550	80
6 wheels	710/45-26.5/24	Rear	Rear									600	87	600	87
	710/45R26.5						Rear					550	80	550	80
	800/40-26.5/20	Rear	Rear			Rear						550	80	550	80
	600/65R34						Front			360	52			400	58
	600/65-34/20								Front	360	52			360	52
	710/55R34						Front			340	49			400	58
	700/55-34/20								Front	340	49			360	52

Maximum inflation pressure in bead seating 250 kPa / 36 psi

KOMATSU

Forwarders

Machine	Tyre size / PR	Tread pattern								Inflation pressure					
										Front		Rear		Max inflation and track pressure	
		F2	F	ELS	Nordman F	TRS 2	Rider	TRS	Nordman TRS	kPa	psi	kPa	psi	kPa	psi
875	710/45-26.5/20	Front, Rear	Front, Rear			Front, Rear				400	58	550	80	550	80
8 wheels	710/45-26.5/24	Front, Rear	Front, Rear							400	58	600	87	600	87
	800/40-26.5/20	Front, Rear	Front, Rear			Front, Rear				400	58	550	80	550	80
875	710/45-26.5/20	Rear	Rear			Rear						550	80	550	80
6 wheels	710/45-26.5/24	Rear	Rear									600	87	600	87
	800/40-26.5/20	Rear	Rear			Rear						550	80	550	80
	710/55R34						Front			350	51			400	58
	700/55-34/20								Front	350	51			360	52
890.3	750/55-26.5/20		Front, Rear					Front, Rear		450	65	550	80	550	80
8 wheels	750/55-26.5/24	Front, Rear				Front, Rear				450	65	600	87	600	87
	780/55-26.5/20		Front, Rear							450	65	550	80	550	80
	800/50R26.5						Front, Rear			450	65	550	80	550	80
890.3	750/55-26.5/20		Rear		Rear			Rear	Rear			550	80	550	80
6 wheels	750/55-26.5/24	Rear				Rear						600	87	600	87
	780/55-26.5/20		Rear									550	80	550	80
	800/50R26.5						Rear					550	80	550	80
	700/70-34/16							Front		260	38			260	38
	700/70-34/20								Front	320	46			360	52
	710/70R34						Front			320	46			400	58
895, 8 wheels	780/50-28.5/24	Front, Rear				Front, Rear				450	65	600	87	600	87
895	780/50-28.5/24	Rear				Rear						600	87	600	87
6 wheels	710/70R34						Front			340	49			400	58

Maximum inflation pressure
in bead seating 250 kPa / 36 psi

Forwarders

Machine	Tyre size / PR	Tread pattern				Inflation pressure							
						Front		Rear		With tracks		Max inflation and track pressure	
		F	Rider	ELS	TRS	kPa	psi	kPa	psi	kPa	psi	kPa	psi
584	750/55-26.5/20	Rear			Rear	400	58	550	80	550	80	550	80
6 wheels	780/55-26.5/20	Rear				400	58	550	80	550	80	550	80
	800/50R26.5		Rear			400	58	550	80	550	80	550	80
	700/70-34/16				Front	260	41			280	41	260	41
584	750/55-26.5/20	Front, Rear			Front, Rear	400	58	550	80	550	80	550	80
8 wheels	780/55-26.5/20	Front, Rear				400	58	550	80	550	80	550	80
	800/50R26.5		Front, Rear			400	58	550	80	550	80	550	80
584 HD	750/55-26.5/20	Front, Rear			Front, Rear	400	58	550	80	550	80	550	80
8 wheels	780/55-26.5/20	Front, Rear				400	58	550	80	550	80	550	80
	800/50R26.5		Front, Rear			400	58	550	80	550	80	550	80

Maximum inflation pressure
in bead seating 250 kPa / 36 psi

JOHN DEERE

Harvesters

Machine	Tyre size / PR	Tread pattern								Inflation pressure					
										Front		Rear		Max inflation and track pressure	
		F2	F	ELS	Nordman F	TRS 2	Rider	TRS	Nordman TRS	kPa	psi	kPa	psi	kPa	psi
1070E	650/60-26.5/20			Front, Rear				Front, Rear		450	65	300	44	550	80
4 wheels	750/55-26.5/20		Front, Rear		Front, Rear			Front, Rear	Front, Rear	450	65	300	44	550	80
	750/55-26.5/24	Front, Rear				Front, Rear				450	65	300	44	600	87
	600/65-34/20								Front, Rear	320	46	280	41	360	52
	600/65R34						Front, Rear			320	46	280	41	400	58
	710/55R34						Front, Rear			320	46	280	41	400	58
	700/55-34/20								Front, Rear	320	46	280	41	360	52
1070E	600/50-22.5/16			Front						400	58			430	62
6 wheels	710/40-22.5/16		Front							400	58			400	58
	710/40-22.5/20	Front				Front				400	58			550	80
	650/60-26.5/12							Rear				280	41	280	41
	650/60-26.5/20			Rear				Rear				300	44	550	80
	750/55-26.5/20	Rear	Rear					Rear				300	44	550	80
	600/65-34/20								Rear			280	41	360	52
	600/65R34						Rear					280	41	400	58
	710/55-34/20								Rear			280	41	360	52
	710/55R34						Rear					280	41	400	58
1170E	600/50R24.5						Front			450	65			550	80
6 wheels	650/45R24.5						Front			450	65			550	80
	710/40-24.5/20	Front	Front		Front	Front				450	65			550	80
	600/65-34/20								Rear			300	44	360	52
	600/65R34						Rear					300	44	400	58
	700/55-34/20								Rear			300	44	360	52
	710/55R34						Rear					300	44	400	58

Maximum inflation pressure in bead seating 250 kPa / 36 psi

JOHN DEERE

Harvesters

Machine	Tyre size / PR	Tread pattern								Inflation pressure					
										Front		Rear		Max inflation and track pressure	
		F2	F	ELS	Nordman F	TRS 2	Rider	TRS	Nordman TRS	kPa	psi	kPa	psi	kPa	psi
1270E	600/55-26.5/20	Front	Front		Front	Front			Front	500	73			550	80
6 wheels	600/55R26.5									500	73			550	80
	710/45-26.5/20	Front	Front		Front	Front			Front	500	73			550	80
	710/45R26.5						Front			500	73			550	80
	710/45-26.5/24	Front	Front							500	73			600	87
	800/40-26.5/20	Front	Front			Front				500	73			500	73
	600/65-34/20								Rear			300	44	360	52
	600/65R34						Rear					300	44	400	58
	710/55R34						Rear					300	44	400	58
	700/55-34/20								Rear			300	44	360	52
1270E	600/55-26.5/20	Front, Rear	Front, Rear		Front, Rear	Front, Rear			Front, Rear	500	73	400	58	550	80
8 wheels	600/55R26.5						Front, Rear			500	73	400	58	550	80
	710/45-26.5/20	Front, Rear	Front, Rear		Front, Rear	Front, Rear			Front, Rear	500	73	400	58	550	80
	710/45R26.5						Front, Rear			500	73	400	58	550	80
	710/45-26.5/24	Front, Rear	Front, Rear							500	73	400	58	600	87
	800/40-26.5/20	Front, Rear	Front, Rear			Front, Rear				500	73	400	58	500	73
1470E	650/65-26.5/20			Front				Front		500	73			550	80
6 wheels	750/55-26.5/20		Front		Front			Front	Front	500	73			550	80
	750/55-26.5/24	Front				Front				500	73			600	87
	780/55-26.5/20		Front							500	73			600	87
	710/55-28.5/24	Front	Front			Front				500	73			600	87
	780/50-28.5/24	Front				Front				500	73			600	87
	700/70-34/16							Rear				260	38	260	38
	700/70-34/20								Rear			300	44	360	52
	710/70R34						Rear					300	44	400	58

Maximum inflation pressure in bead seating 250 kPa / 36 psi

JOHN DEERE

Forwarders

Machine	Tyre size / PR	Tread pattern							Inflation pressure					
									Front		Rear		Max inflation and track pressure	
		F2	F	Nordman F	TRS 2	Rider	TRS	Nordman TRS	kPa	psi	kPa	psi	kPa	psi
810E	600/50-22.5/20						Front, Rear		300	44	500	73	550	80
8 wheels	710/40-22.5/16		Front, Rear				Front, Rear		300	44	400	58	400	58
	710/40-22.5/20	Front, Rear			Front, Rear				300	44	500	73	550	80
1010E	600/50R24.5					Rear					550	80	550	80
6 wheels	650/45R24.5					Rear					550	80	550	80
	710/40-24.5/20	Rear	Rear		Rear						500	73	550	80
	600/65-34/20							Front	300	44			360	52
	600/65R34					Front			300	44			400	58
	700/55-34/20							Front	300	44			360	52
	710/55R34					Front			300	44			400	58
	28L-26/26						Front		300	44			420	61
1010E	600/50R24.5					Front, Rear			400	58	550	80	550	80
8 wheels	650/45R24.5					Front, Rear			400	58	550	80	550	80
	710/40-24.5/20	Front, Rear	Front, Rear	Front, Rear	Front, Rear				400	58	500	73	550	80
1110G	600/55-26.5/20	Front, Rear	Front, Rear	Front, Rear	Front, Rear			Front, Rear	400	58	550	80	550	80
8 wheels	600/55R26.5					Front, Rear			400	58	550	80	550	80
	710/45-26.5/20	Front, Rear	Front, Rear	Front, Rear	Front, Rear		Front, Rear	Front, Rear	400	58	500	73	550	80
	710/45-26.5/24	Front, Rear	Front, Rear						400	58	500	73	600	87
	710/45R26.5					Front, Rear			400	58	500	73	550	80
	800/40-26.5/20	Front, Rear	Front, Rear		Front, Rear				400	58	500	73	500	73
1110G	600/55-26.5/20	Rear	Rear	Rear	Rear			Rear			550	80	550	80
6 wheels	600/55R26.5					Rear					550	80	550	80
	710/45-26.5/20	Rear	Rear	Rear	Rear			Rear			500	73	550	80
	710/45-26.5/24	Rear	Rear								500	73	550	80
	710/45R26.5					Rear					500	73	550	80
	800/40-26.5/20	Rear	Rear		Rear						500	73	500	73
	600/65-34/20							Front	300	44			360	52
	600/65R34					Front			300	44			400	58
	710/55R34					Front			300	44			400	58
	700/55-34/20							Front	300	44			360	52
	28L-26/26						Front		300	44			420	61
1210G	600/55-26.5/20	Front, Rear	Front, Rear	Front, Rear	Front, Rear			Front, Rear	400	58	550	80	550	80
8 wheels	600/55R26.5					Front, Rear			400	58	550	80	550	80
	710/45-26.5/20	Front, Rear	Front, Rear	Front, Rear	Front, Rear			Front, Rear	400	58	500	73	550	80
	710/45-26.5/24	Front, Rear	Front, Rear						400	58	500	73	600	87
	710/45R26.5					Front, Rear			400	58	500	73	550	80
	800/40-26.5/20	Front, Rear	Front, Rear		Front, Rear				400	58	500	73	550	80

Maximum inflation pressure in bead seating 250 kPa / 36 psi

JOHN DEERE

Forwarders

Machine	Tyre size / PR	Tread pattern							Inflation pressure					
									Front		Rear		Max inflation and track pressure	
		F2	F	Nordman F	TRS 2	Rider	TRS	Nordman TRS	kPa	psi	kPa	psi	kPa	psi
1210G	600/55-26.5/20	Rear	Rear	Rear	Rear			Rear			550	80	550	80
6 wheels	600/55R26.5					Rear					550	80	550	80
	710/45-26.5/20	Rear	Rear	Rear	Rear			Rear			500	73	550	80
	710/45-26.5/24	Rear	Rear								500	73	600	87
	710/45R26.5					Rear					500	73	550	80
	800/40-26.5/20	Rear	Rear		Rear						500	73	550	80
	600/65-34/20							Front	300	44			360	52
	600/65R34					Front			300	44			400	58
	710/55R34					Front			300	44			400	58
	700/55-34/20							Front	300	44			360	52
	28L-26/26						Front		300	44			420	61
1510G	710/45-26.5/20	Front, Rear	Front, Rear		Front, Rear				400	58	550	80	550	80
8 wheels	710/45-26.5/24	Front, Rear	Front, Rear						400	58	600	87	600	87
	710/45R26.5					Front, Rear			400	58	550	80	550	80
	800/40-26.5/20	Front, Rear	Front, Rear		Front, Rear				400	58	550	80	550	80
1510G	710/45-26.5/20	Rear	Rear		Rear						550	80	550	80
6 wheels	710/45-26.5/24	Rear	Rear								600	87	600	87
	710/45R26.5					Rear					550	80	550	80
	800/40-26.5/20		Rear		Rear						500	73	500	73
	600/65R34					Front			320	46			400	58
	600/65-34/20							Front	320	46			360	52
	710/55R34					Front			320	46			400	58
	700/55-34/20							Front	320	46			360	52
1910E	750/55-26.5/20		Front, Rear	Front, Rear			Front, Rear	Front, Rear			550	80	550	80
8 wheels	750/55-26.5/24	Front, Rear			Front, Rear				450	65	600	87	600	87
	780/55-26.5/20		Front, Rear						450	65	600	87	600	87
	800/50R26.5					Front, Rear			450	65	550	80	550	80
	710/55-28.5/24	Front, Rear			Front, Rear				500	73	600	87	600	87
	780/50-28.5/24	Front, Rear			Front, Rear				450	65	600	87	600	87
1910E	750/55-26.5/20		Rear	Rear			Rear	Rear			550	80	550	80
6 wheels	750/55-26.5/24	Rear			Rear						600	87	600	87
	780/55-26.5/20		Rear								600	87	600	87
	800/50R26.5					Rear					550	80	550	80
	710/55-28.5/24	Rear			Rear						600	87	600	87
	780/50-28.5/24	Rear			Rear						600	87	600	87
	700/70-34/16						Front		260	38			260	38
	700/70-34/20							Front	340	49			360	52
	710/70R34					Front			340	49			400	58

Maximum inflation pressure
in bead seating 250 kPa / 36 psi

LOGSET

Harvesters

Machine	Tyre size / PR	Tread pattern							Inflation pressure					
									Front		Rear		Max inflation and track pressure	
		F2	F	Nordman F	TRS 2	Rider	TRS	Nordman TRS	kPa	psi	kPa	psi	kPa	psi
4H	650/60-26.5/12						Front, Rear		240	35	240	35	280	41
4 wheels	750/55-26.5/20		Front, Rear	Front, Rear			Front, Rear	Front, Rear	280	41	280	41	550	80
	750/55-26.5/24	Front, Rear			Front, Rear				280	41	280	41	550	80
	780/55-26.5/20		Front, Rear						280	41	280	41	550	80
	600/65-34/20							Front, Rear	280	41	280	41	360	52
	600/65R34					Front, Rear			280	41	280	41	400	58
	700/55-34/20							Front, Rear	260	38	280	41	360	52
	710/55R34					Front, Rear			260	38	280	41	400	58
5H	600/50-22.5/20						Front		430	62			550	80
6 wheels	710/40-22.5/16		Front						400	58			430	62
	710/40-22.5/20	Front	Front		Rear				400	58			550	80
	600/65-34/20							Rear			280	41	360	52
	600/65R34					Rear					280	41	400	58
	700/55-34/20							Rear			280	41	360	52
	710/55R34					Rear					280	41	400	58
6H	600/55-26.5/20	Front	Front	Front	Front			Front	550	80			550	80
6 wheels	600/55R26.5					Front			550	80			550	80
	710/45-26.5/20	Front	Front	Front	Front			Front	550	80			550	80
	710/45R26.5					Front			550	80			550	80
	800/40-26.5/20	Front	Front		Front				550	80			550	80
	600/65-34/20							Rear			280	41	360	52
	600/65R34					Rear					280	41	400	58
	700/55-34/20							Rear			280	41	360	52
	710/55R34					Rear					280	41	400	58
8H	600/55-26.5/20	Front	Front	Front	Front			Front	550	80			550	80
6 wheels	600/55R26.5					Front			550	80			550	80
	710/45-26.5/20	Front	Front	Front	Front			Front	550	80			550	80
	710/45R26.5					Front			550	80			550	80
	800/40-26.5/20	Front	Front		Front				550	80			550	80
	600/65-34/20							Rear			280	41	360	52
	600/65R34					Rear					280	41	400	58
	700/55-34/20							Rear			280	41	360	52
	710/55R34					Rear					280	41	400	58
10H	750/55-26.5/20		Front	Front			Front	Front	500	73			550	80
6 wheels	750/55-26.5/24	Front			Front				500	73			550	80
	780/55-26.5/20		Front						500	73			550	80
	710/55-28.5/24	Front			Front				500	73			600	87
	780/50-28.5/24	Front			Front				500	73			600	87
	700/70-34/16						Rear				260	38	260	38
	700/70-34/20							Rear			300	44	360	52
	710/70R34					Rear					300	44	400	58

Maximum inflation pressure
in bead seating 250 kPa / 36 psi

LOGSET

Forwarders

Machine	Tyre size / PR	Tread pattern							Inflation pressure					
									Front		Rear		Max inflation and track pressure	
		F2	F	Nordman F	TRS 2	Rider	TRS	Nordman TRS	kPa	psi	kPa	psi	kPa	psi
4F	600/50-22.5/20						Front, Rear		350	51	500	73	550	80
8 wheels	710/40-22.5/16		Front, Rear						350	51	430	62	430	62
	710/40-22.5/20	Front, Rear			Front, Rear				350	51	430	62	430	62
5F	600/55-26.5/20	Front, Rear	Front, Rear	Front, Rear	Front, Rear			Front, Rear	350	51	550	80	550	80
8 wheels	600/55R26.5					Front, Rear			350	51	550	80	550	80
	710/45-26.5/16		Front, Rear						350	51	460	67	460	67
	710/45-26.5/20	Front, Rear	Front, Rear	Front, Rear	Front, Rear			Front, Rear	350	51	500	73	550	80
	710/45R26.5					Front, Rear			350	51	500	73	550	80
	800/40-26.5/20	Front, Rear	Front, Rear		Front, Rear				350	51	500	73	550	80
6F	600/55-26.5/20	Front, Rear	Front, Rear	Front, Rear	Front, Rear			Front, Rear	350	51	550	80	550	80
8 wheels	600/55R26.5					Front, Rear			350	51	550	80	550	80
	710/45-26.5/20	Front, Rear	Front, Rear	Front, Rear	Front, Rear			Front, Rear	350	51	550	80	550	80
	710/45R26.5					Front, Rear			350	51	550	80	550	80
	800/40-26.5/20	Front, Rear	Front, Rear		Front, Rear				350	51	500	73	550	80
8F	710/45-26.5/20	Front, Rear	Front, Rear	Front, Rear	Front, Rear			Front, Rear	400	58	550	80	550	80
8 wheels	710/45-26.5/24	Front, Rear				Front, Rear			400	58	550	80	600	87
	710/45R26.5					Front, Rear			400	58	550	80	550	80
	800/40-26.5/20	Front, Rear	Front, Rear		Front, Rear				400	58	500	73	550	80
10F	750/55-26.5/20		Front, Rear	Front, Rear			Front, Rear	Front, Rear	400	58	550	80	550	80
8 wheels	750/55-26.5/24	Front, Rear			Front, Rear				400	58	550	80	600	87
	780/55-26.5/20		Front, Rear						400	58	550	80	550	80
	780/50-28.5/24	Front, Rear			Front, Rear				400	58	600	87	600	87
12F - 8 wheels	780/50-28.5/24	Front, Rear			Front, Rear				450	58	600	87	600	87

Maximum inflation pressure
in bead seating 250 kPa / 36 psi

PONSSE

Harvesters

Machine	Tyre size / PR	Tread pattern								Inflation pressure					
										Front		Rear		Max inflation and track pressure	
		F2	F	ELS	Nordman F	TRS 2	Rider	TRS	Nordman TRS	kPa	psi	kPa	psi	kPa	psi
Beaver	600/55-26.5/20	Front, Rear	Front, Rear		Front, Rear	Front, Rear			Front, Rear	380	55	460	67	550	80
6 wheels	600/55R26.5						Front, Rear			380	55	460	67	550	80
	710/45-26.5/16		Front, Rear							350	51	460	67	460	67
	710/45-26.5/20	Front, Rear	Front, Rear		Front, Rear	Front, Rear			Front, Rear	350	51	460	67	550	80
	710/45R26.5						Front, Rear			350	51	460	67	550	80
	800/40-26.5/20	Front, Rear	Front, Rear			Front, Rear				350	51	460	67	550	80
	650/65-26.5/20		Front, Rear	Front				Front		350	51	460	67	550	80
	750/55-26.5/20	Front, Rear	Front, Rear			Front, Rear				350	51	460	67	550	80
Fox	600/55-26.5/20	Front, Rear	Front, Rear		Front, Rear	Front, Rear			Front, Rear	400	58	460	67	550	80
8 wheels	600/55R26.5						Front, Rear			400	58	460	67	550	80
	710/45-26.5/16		Front, Rear							400	58	460	67	460	67
	710/45-26.5/20	Front, Rear	Front, Rear		Front, Rear	Front, Rear			Front, Rear	400	58	460	67	550	80
	710/45R26.5						Front, Rear			400	58	460	67	550	80
	800/40-26.5	Front, Rear	Front, Rear			Front, Rear				400	58	460	67	550	80
Scorpion	600/55-26.5/20	Front, Rear	Front, Rear		Front, Rear	Front, Rear			Front, Rear	450	65	450	65	550	80
Scorpion King	600/55R26.5						Front, Rear			450	65	450	65	550	80
8 wheels	710/45-26.5/16		Front, Rear							450	65	450	65	460	67
	710/45-26.5/20	Front, Rear	Front, Rear		Front, Rear	Front, Rear			Front, Rear	450	65	450	65	550	80
	710/45R26.5						Front, Rear			450	65	450	65	550	80
	800/40-26.5	Front, Rear	Front, Rear			Front, Rear				450	65	450	65	550	80
Ergo	600/55-26.5/20	Rear	Rear		Rear				Rear			460	67	550	80
6 wheels	600/55R26.5						Rear					460	67	550	80
	710/45-26.5/16		Rear									460	67	460	67
	710/45-26.5/20	Rear	Rear		Rear				Rear			460	67	550	80
	710/45R26.5						Rear					460	67	550	80
	800/40-26.5/20	Rear	Rear			Rear						460	67	550	80
	600/65-34/20								Front	300	44			360	52
	600/65R34						Front			300	44			400	58
	700/55-34/20								Front	300	44			360	52
	710/55R34						Front			300	44			400	58
Ergo	600/55-26.5/20	Front, Rear	Front, Rear		Front, Rear	Front, Rear			Front, Rear	350	51	460	67	550	80
8 wheels	600/55R26.5						Front, Rear			350	51	460	67	550	80
	710/45-26.5/16		Front, Rear							350	51	460	67	460	67
	710/45-26.5/20	Front, Rear	Front, Rear		Front, Rear	Front, Rear			Front, Rear	350	51	460	67	550	80
	710/45R26.5						Front, Rear			350	51	460	67	550	80
	800/40-26.5	Front, Rear	Front, Rear			Front, Rear				350	51	460	67	550	80

Maximum inflation pressure
in bead seating 250 kPa / 36 psi

PONSSE

Harvesters

Machine	Tyre size / PR	Tread pattern								Inflation pressure					
										Front		Rear		Max inflation and track pressure	
		F2	F	ELS	Nordman F	TRS 2	Rider	TRS	Nordman TRS	kPa	psi	kPa	psi	kPa	psi
Bear	650/65-26.5/20			Front, Rear				Front, Rear		400	58	460	67	550	80
8 wheels	750/55-26.5/20		Front, Rear		Front, Rear			Front, Rear	Front, Rear	400	58	460	67	550	80
	750/55-26.5/24	Front, Rear				Front, Rear				400	58	460	67	600	87
	780/55-26.5/20		Front, Rear							400	58	460	67	550	80
	800/50R26.5						Front, Rear			400	58	460	67	550	80
	710/55-28.5/24	Front, Rear				Front, Rear				400	58	460	67	600	80
	780/50-28.5/24	Front, Rear				Front, Rear				400	58	460	67	600	80
Bear	650/65-26.5/20			Rear				Rear				460	67	550	80
6 wheels	750/55-26.5/20		Rear		Rear			Rear	Rear			460	67	550	80
	750/55-26.5/24	Rear				Rear						460	67	600	87
	780/55-26.5/20		Rear									460	67	550	80
	710/55-28.5/24	Rear				Rear						460	67	600	87
	780/50-28.5/24	Rear				Rear						460	67	600	87
	800/50R26.5						Rear					460	67	550	80
	700/70-34/16							Front		260	38			260	38
	700/70-34/20							Front		300	44			360	52
	710/70R34						Front			300	44			400	58

Maximum inflation pressure in bead seating 250 kPa / 36 psi

PONSSE

Forwarders

Machine	Tyre size / PR	Tread pattern							Inflation pressure					
									Front		Rear		Max inflation and track pressure	
		F2	F	Nordman F	TRS 2	Rider	TRS	Nordman TRS	kPa	psi	kPa	psi	kPa	psi
Gazelle	600/50-22.5/20						Front, Rear		350	51	500	73	550	80
8 wheels	710/40-22.5/16		Front, Rear				Front, Rear		350	51	430	62	430	62
	710/40-22.5/20	Front, Rear			Front, Rear				350	51	430	62	430	62
Wisent / Dual	600/55-26.5/20	Front, Rear	Front, Rear	Front, Rear	Front, Rear			Front, Rear	350	51	550	80	550	80
8 wheels	600/55R26.5					Front, Rear			350	51	550	80	550	80
	710/45-26.5/16		Front, Rear						350	51	460	67	460	67
	710/45-26.5/20	Front, Rear	Front, Rear	Front, Rear	Front, Rear			Front, Rear	350	51	500	73	550	80
	710/45R26.5					Front, Rear			350	51	500	73	550	80
	800/40-26.5/20	Front, Rear	Front, Rear		Front, Rear				350	51	500	73	500	73
Wisent / Dual	600/55-26.5/20	Rear	Rear	Rear	Rear			Rear			550	80	550	80
6 wheels	600/55R26.5					Rear					550	80	550	80
	710/45-26.5/16		Rear								460	67	460	67
	710/45-26.5/20	Rear	Rear	Rear	Rear			Rear			500	73	550	80
	710/45R26.5					Rear					500	73	550	80
	800/40-26.5/20	Rear	Rear		Rear						500	73	550	80
	600/65-34/20							Front	300	44			360	52
	600/65R34					Front			300	44			400	58
	700/55-34/20							Front	300	44			360	52
	710/55R34					Front			300	44			400	58
Elk	600/55-26.5/20	Front, Rear	Front, Rear	Front, Rear	Front, Rear			Front, Rear	350	51	550	80	550	80
8 wheels	600/55R26.5					Front, Rear			350	51	550	80	550	80
	710/45-26.5/20	Front, Rear	Front, Rear	Front, Rear	Front, Rear			Front, Rear	350	51	500	73	550	80
	710/45-26.5/24	Front, Rear	Front, Rear						350	51	500	73	600	87
	710/45R26.5					Front, Rear			350	51	500	73	550	80
	800/40-26.5/20	Front, Rear	Front, Rear		Front, Rear				350	51	500	73	550	80
Elk	600/55-26.5/20	Rear	Rear	Rear	Rear			Rear			550	80	550	80
6 wheels	600/55R26.5					Rear					550	80	550	80
	710/45-26.5/20	Rear	Rear	Rear	Rear			Rear			500	73	550	80
	710/45-26.5/24	Rear	Rear								500	73	600	87
	710/45R26.5					Rear					500	73	550	80
	800/40-26.5/20	Rear	Rear		Rear						500	73	550	80
	600/65-34/20							Front	320	46			360	52
	600/65R34					Front			320	46			400	58
	700/55-34/20							Front	320	46			360	52
	710/55R34					Front			320	46			400	58
Buffalo / Dual	710/45-26.5/20	Front, Rear	Front, Rear	Front, Rear	Front, Rear			Front, Rear	400	58	550	80	550	80
8 wheels	710/45-26.5/24	Front, Rear	Front, Rear						400	58	550	80	600	87
	710/45R26.5					Front, Rear			400	58	550	80	550	80
	800/40-26.5/20	Front, Rear	Front, Rear		Front, Rear				400	58	550	80	550	80

Maximum inflation pressure
in bead seating 250 kPa / 36 psi

PONSSE

Forwarders

Machine	Tyre size / PR	Tread pattern							Inflation pressure					
									Front		Rear		Max inflation and track pressure	
		F2	F	Nordman F	TRS 2	Rider	TRS	Nordman TRS	kPa	psi	kPa	psi	kPa	psi
Buffalo / Dual / ADS	710/45-26.5/20	Rear	Rear	Rear	Rear			Rear			550	80	550	80
6 wheels	710/45-26.5/24	Rear	Rear								550	80	600	87
	710/45R26.5					Rear					550	80	550	80
	800/40-26.5/20	Rear	Rear		Rear						550	80	550	80
	600/65-34/20							Front	320	46			360	52
	600/65R34					Front			320	46			400	58
	700/55-34/20							Front	320	46			360	52
	710/55R34					Front			320	46			400	58
Buffalo King	600/55-26.5/20	Front	Front	Front	Front			Front	400	58			550	80
8 wheels	600/55R26.5					Front			400	58			550	80
	710/45-26.5/20	Front	Front	Front	Front			Front	400	58			550	80
	710/45-26.5/24	Front	Front						400	58			600	87
	710/45R26.5					Front			400	58			550	80
	800/40-26.5/20	Front	Front		Front				400	58			550	80
	750/55-26.5/20		Rear	Rear			Rear	Rear			550	80	550	80
	750/55-26.5/24	Rear			Rear						550	80	600	87
	780/55-26.5/20		Rear								550	80	550	80
	800/50R26.5					Rear					550	80	550	80
Buffalo King	750/55-26.5/20		Rear	Rear			Rear	Rear			500	73	550	80
6 wheels	750/55-26.5/24	Rear			Rear						500	73	600	87
	780/55-26.5/20		Rear								500	73	550	80
	800/50R26.5					Rear					500	73	550	80
	700/70-34/16						Front		260	38			260	38
	700/70-34/20							Front	300	44			360	52
	710/70R34					Front			300	44			400	58
Elephant	750/55-26.5/20		Front, Rear	Front, Rear			Front, Rear	Front, Rear	450	65	550	80	550	80
8 wheels	750/55-26.5/24	Front, Rear			Front, Rear				450	65	600	87	600	87
	780/55-26.5/20		Front, Rear						450	65	550	80	550	80
	780/50-28.5/24	Front, Rear			Front, Rear				450	65	600	87	600	87
	800/50R26.5					Front, Rear			450	65	550	80	550	80
Elephant	750/55-26.5/20		Rear	Rear			Rear	Rear			550	80	550	80
6 wheels	750/55-26.5/24	Rear			Rear						600	87	600	87
	780/55-26.5/20		Rear								550	80	550	80
	800/50R26.5					Rear					550	80	550	80
	780/50-28.5/24	Rear			Rear						600	87	600	87
	700/70-34/16						Front		260	38			260	38
	700/70-34/20							Front	320	46			360	52
	710/70R34					Front			320	46			400	58
Elephant King	750/55-26.5/20		Front, Rear	Front, Rear			Front, Rear	Front, Rear	450	65	550	80	550	80
8 wheels	750/55-26.5/24	Front, Rear			Front, Rear				450	65	600	87	600	87
	780/55-26.5/20		Front, Rear						450	65	550	80	550	80
	780/50-28.5/24	Front, Rear			Front, Rear				450	65	600	87	600	87
	800/50R26.5					Front, Rear			450	65	550	80	550	80

Maximum inflation pressure
in bead seating 250 kPa / 36 psi

ROTTNE

Harvesters

Machine	Tyre size / PR	Tread pattern							Inflation pressure					
									Front		Rear		Max inflation and track pressure	
		F2	F	Nordman F	TRS 2	Rider	TRS	Nordman TRS	kPa	psi	kPa	psi	kPa	psi
H8	600/55-26.5/20	Front, Rear	Front, Rear	Front, Rear	Front, Rear			Front, Rear	450	65	450	65	550	80
4 wheels	600/55R26.5					Front, Rear			450	65	450	65	550	80
	710/45-26.5/20	Front, Rear	Front, Rear	Front, Rear	Front, Rear			Front, Rear	450	65	450	65	550	80
	710/45R26.5					Front, Rear			450	65	450	65	550	80
	800/40-26.5/20	Front, Rear	Front, Rear		Front, Rear				450	65	450	65	550	80
H11	600/50R24.5					Front			500	73			550	80
6 wheels	650/45R24.5					Front			500	73			550	80
	710/40-24.5	Front	Front	Front	Front				500	73			550	80
	600/65-34/20							Rear			280	41	360	52
	600/65R34					Rear					280	41	400	58
	700/55-34/20							Rear			280	41	360	52
	710/55R34					Rear					280	41	400	58
H11c	600/50R24.5					Front, Rear			500	73	450	65	550	80
8 wheels	650/45R24.5					Front, Rear			500	73	450	65	550	80
	710/40-24.5	Front, Rear	Front, Rear	Front, Rear	Front, Rear				500	73	450	65	550	80
H14c	600/55-26.5/20	Front	Front	Front	Front			Front	500	73			550	80
6 wheels	600/55R26.5					Front			500	73			550	80
	710/45-26.5/20	Front	Front	Front	Front			Front	500	73			550	80
	710/45R26.5					Front			500	73			550	80
	800/40-26.5/20	Front	Front		Front				500	73			550	80
	600/65-34/20							Rear			280	41	360	52
	600/65R34					Rear					280	41	400	58
	700/55-34/20							Rear			280	41	360	52
	710/55R34					Rear					280	41	400	58
H20b	750/55-26.5/20		Front	Front				Front	500	73			550	80
6 wheels	750/55-26.5/24	Front			Front				500	73			550	80
	780/55-26.5/20		Front						500	73			550	80
	700/70-34/16						Rear				260	38	260	38
	700/70-34/20						Rear				300	44	360	52
	710/70R34					Rear					300	44	400	58
H21d	750/55-26.5/20		Front, Rear	Front, Rear				Front, Rear	500	73	450	65	550	80
8 wheels	750/55-26.5/24	Front, Rear			Front, Rear				500	73	450	65	600	87
	780/55-26.5/20		Front						500	73	450	65	550	80
H21d	750/55-26.5/20		Front, Rear	Front, Rear				Front, Rear	500	73	450	65	550	80
6 wheels	750/55-26.5/24	Front, Rear			Front, Rear				500	73	450	65	600	87
	780/55-26.5/20		Front						500	73	450	65	550	80
	700/70-34/16						Rear				260	38	260	38
	700/70-34/20						Rear				300	44	360	52
	710/70R34					Rear					300	44	400	58

Maximum inflation pressure
in bead seating 250 kPa / 36 psi

ROTTNE

Forwarders

Machine	Tyre size / PR	Tread pattern							Inflation pressure					
									Front		Rear		Max inflation and track pressure	
		F2	F	Nordman F	TRS 2	Rider	TRS	Nordman TRS	kPa	psi	kPa	psi	kPa	psi
F10b	600/50-22.5/20						Front, Rear		350	51	500	73	550	80
8 wheels	710/40-22.5/16		Front, Rear				Front, Rear		350	51	400	58	430	62
	710/40-22.5/20	Front, Rear			Front, Rear				350	51	500	73	550	80
F10d	600/50-22.5/20	Front, Rear			Front, Rear		Front, Rear		350	51	550	80	550	80
8 wheels	710/40-22.5/20	Front, Rear			Front, Rear				350	51	550	80	550	80
F11d	600/50-24.5/20				Front, Rear				350	51	550	80	550	80
8 wheels	710/40-24.5/20	Front, Rear	Front, Rear	Front, Rear	Front, Rear				350	51	550	80	550	80
F13c	600/55-26.5/20	Front, Rear	Front, Rear	Front, Rear	Front, Rear			Front, Rear	350	51	550	80	550	80
8 wheels	600/55R26.5					Front, Rear			350	51	550	80	550	80
	710/45-26.5/20	Front, Rear	Front, Rear	Front, Rear	Front, Rear			Front, Rear	350	51	500	73	550	80
	710/45R26.5					Front, Rear			350	51	500	73	550	80
	800/40-26.5/20	Front, Rear	Front, Rear		Front, Rear				350	51	500	73	550	80
F15c	600/55-26.5/20	Front, Rear	Front, Rear	Front, Rear	Front, Rear			Front, Rear	450	65	550	80	550	80
8 wheels	600/55R26.5					Front, Rear			450	65	550	80	550	80
	710/45-26.5/20	Front, Rear	Front, Rear	Front, Rear	Front, Rear			Front, Rear	400	58	550	80	550	80
	710/45R26.5					Front, Rear			400	58	550	80	550	80
	800/40-26.5/20	Front, Rear	Front, Rear		Front, Rear				400	58	550	80	550	80
F18	750/55-26.5/20		Rear	Rear			Rear	Rear			550	80	550	80
6 wheels	750/55-26.5/24	Rear			Rear						600	87	600	87
	780/55-26.5/20		Rear								550	80	550	80
	710/70-34/16						Front		260	38			260	38
	710/70-34/20							Front	320	46			360	52
	710/70R34					Front			320	46			400	58
F18	750/55-26.5/20		Front, Rear	Front, Rear			Front, Rear	Front, Rear	450	65	550	80	550	80
8 wheels	750/55-26.5/24	Front, Rear			Front, Rear				450	65	600	87	600	87
	780/55-26.5/20		Front, Rear						450	65	550	80	550	80

For safety reasons, the original equipment (oe) delivery inflation pressures are lower than the application recommendations.

Maximum inflation pressure in bead seating 250 kPa / 36 psi

Tigercat
Tough • Reliable • Productive

Forwarders

Machine	Tyre size / PR	Tread pattern						Inflation pressure					
								Front		Rear		Max inflation and track pressure	
		F2	F	Nordman F	TRS 2	TRS	Nordman TRS	kPa	psi	kPa	psi	kPa	psi
1055C	600/50-26.5/20	Front, Rear	Front, Rear	Front, Rear	Front, Rear	Front, Rear		550	80	550	80	550	80
8 wheels	710/45-26.5/20	Front, Rear	Front, Rear	Front, Rear	Front, Rear	Front, Rear		550	80	550	80	550	80
	710/45-26.5/24	Front, Rear						600	87	600	87	600	87
	800/40-26.5/20	Front, Rear	Front, Rear	Front, Rear	Front, Rear			550	80	550	80	550	80
1075C	750/55-26.5/20		Front, Rear	Front, Rear		Front, Rear		600	87	600	87	600	87
8 wheels	750/55-26.5/24	Front, Rear			Front, Rear			600	87	600	87	600	87
	780/50-28.5/24	Front, Rear			Front, Rear			600	87	600	87	600	87
1085C	750/55-26.5/24	Front, Rear			Front, Rear			600	87	600	87	600	87
8 wheels	780/50-28.5/24	Front, Rear			Front, Rear			600	87	600	87	600	87

Maximum inflation pressure
in bead seating 250 kPa / 36 psi

Nokian Forest Rider

Radial efficiency for versatile forestry contracting and transport ride

- Sturdy and stable radial tyre for heavy forestry use tractors and other forestry machines
- Smoother driving response and comfort compared with traditional forestry tyres
- High load capacity
- Low rolling resistance reducing fuel consumption
- Excellent traction from radial construction and optimised tread design
- Sharp shoulder area giving good lateral grip
- Puncture protection from steel belts and sidewall protectors



Nokian Forest Rider tread depth measuring point on top of tie-bar

Sizes

- Nokian Forest Rider 600/60R28 – T445466
- Nokian Forest Rider 600/70R30 – T445461
- Nokian Forest Rider 600/65R34 – T445460
- Nokian Forest Rider 710/55R34 – T445455
- Nokian Forest Rider 710/70R34 – T445517
- Nokian Forest Rider 650/65R38 – T445464
- Nokian Forest Rider 650/85R38 – T445457



Nokian Forest Rider 600/60R28 – T445466

SB = STEEL BELTED TL = TUBELESS, may be fitted with or without tube

Product code	Size	LI/SS	Pattern Forest	Steel belted	TT/ TL	Rim	Permitted rims	Width		Diameter		Loaded static radius		Rolling circumference		Inflation pressure		Load capacity kg/lbs								Max. Inflation pressure		Total tread depth		Tread depth measured on top of tie-bar	
								mm	in	mm	in	mm	in	mm	in	kPa	psi	50 km/h	30 mph	40 km/h	25 mph	30 km/h	20 mph	10 km/h	5 mph	kPa	psi	mm	32 nds in	mm	32 nds in
T445466	600/60R28	159 A8 / 167 A2	Rider	SB	TL	DW18L	DW20B	600	23.6	1 431	56.3	653	25.7	4 323	170.2	360	52	3 980	8 775	4 375	9 645	4 680	10 320	5 450	12 015	400	58	49	62	42	53

Load capacity values for forestry use

Inflation Pressure		Road 50 km/h / 30 mph		Road 40 km/h / 25 mph		Road 30 km/h / 20 mph		Road 20 km/h / 12.5 mph		Forestry service (LT) 10 km/h / 5 mph	
kPa	psi	kg	lbs	kg	lbs	kg	lbs	kg	lbs	kg	lbs
160	23	2 480	5 465	2 725	6 010	2 920	6 435	3 350	7 385	3 350	7 385
200	29	2 870	6 325	3 150	6 945	3 370	7 430	3 870	8 530	3 875	8 545
240	35	3 230	7 120	3 550	7 825	3 800	8 375	4 370	9 635	4 375	9 645
280	41	3 530	7 780	3 875	8 545	4 150	9 150	4 770	10 515	4 750	10 470
320	46	3 750	8 265	4 125	9 095	4 410	9 720	5 070	11 175	5 000	11 025
360	52	3 980	8 775	4 375	9 645	4 680	10 320	5 380	11 860	5 450	12 015

Maximum inflation pressure 400 kPa without increase to the above load capacity values.

Liquid and salt ballasting

Tyre volume 100%		Water filling (75%)		Water / salt filling (75% / -30°C / -22°F)					
				Water		Salt ($CaCl_2$)		Total weight increase	
l	gal (US)	l	gal (US)	l	gal (US)	kg	lbs	kg	lbs
430	115	325	85	265	70	135	300	400	880

Tubes and valves

Valve tubeless	Tube product code	Valve tube-type
TR 618 A	T545229	TR 218 A



Nokian Forest Rider 600/70R30 – T445461

SB = STEEL BELTED TL = TUBELESS, may be fitted with or without tube

Product code	Size	LI/SS	Pattern Forest	Steel belted	TT/ TL	Rim	Permitted rims	Width		Diameter		Loaded static radius		Rolling circumference		Inflation pressure		Load capacity kg/lbs								Max. Inflation pressure		Total tread depth		Tread depth measured on top of tie-bar	
								mm	in	mm	in	mm	in	mm	in	kPa	psi	50 km/h	30 mph	40 km/h	25 mph	30 km/h	20 mph	10 km/h	5 mph	kPa	psi	mm	32 nds in	mm	32 nds in
T445461	600/70R30	165 A8 / 172 A2	Rider	SB	TL	DW20B	DW18L, TW18L, TW20B	600	23.6	1 602	63.1	730	28.7	4 869	191.7	360	52	4 690	10 340	5 150	11 355	5 510	12 145	6 300	13 890	400	58	50	63	43	54

Load capacity values for forestry use

Inflation Pressure		Road 50 km/h / 30 mph		Road 40 km/h / 25 mph		Road 30 km/h / 20 mph		Road 20 km/h / 12.5 mph		Forestry service (LT) 10 km/h / 5 mph	
kPa	psi	kg	lbs	kg	lbs	kg	lbs	kg	lbs	kg	lbs
160	23	2 960	6 525	3 250	7 165	3 480	7 670	4 000	8 820	4 000	8 820
200	29	3 410	7 520	3 750	8 265	4 010	8 840	4 610	10 165	4 625	10 195
240	35	3 750	8 265	4 125	9 095	4 410	9 720	5 070	11 175	5 000	11 025
280	41	4 100	9 040	4 500	9 920	4 820	10 625	5 540	12 215	5 600	12 345
320	46	4 440	9 790	4 875	10 745	5 220	11 510	6 000	13 230	6 000	13 230
360	52	4 690	10 340	5 150	11 355	5 510	12 145	6 330	13 955	6 300	13 890

Maximum inflation pressure 400 kPa without increase to the above load capacity values.

Liquid and salt ballasting

Tyre volume 100%		Water filling (75%)		Water / salt filling (75% / -30°C / -22°F)					
				Water		Salt ($CaCl_2$)		Total weight increase	
l	gal (US)	l	gal (US)	l	gal (US)	kg	lbs	kg	lbs
540	145	405	105	332	88	169	375	501	1 105

Tubes and valves

Valve tubeless	Tube product code	Valve tube-type
TR 618 A	T55380	TR 218 A



Nokian Forest Rider 600/65R34 – T445460

SB = STEEL BELTED TL = TUBELESS, may be fitted with or without tube

Product code	Size	LI/SS	Pattern Forest	Steel belted	TT/ TL	Rim	Permitted rims	Width		Diameter		Loaded static radius		Rolling circumference		Inflation pressure		Load capacity kg/lbs								Max. Inflation pressure		Total tread depth		Tread depth measured on top of tie-bar	
								mm	in	mm	in	mm	in	mm	in	kPa	psi	50 km/h	30 mph	40 km/h	25 mph	30 km/h	20 mph	10 km/h	5 mph	kPa	psi	mm	32 nds in	mm	32 nds in
T445460	600/65R34	165 A8 / 172 A2	Rider	SB	TL	DW20B	DW18L, TW18L, TW20B	600	23.6	1 644	64.7	763	30.0	5 008	197.2	360	52	4 690	10 340	5 150	11 355	5 510	12 145	6 300	13 890	400	58	50	63	43	54

Load capacity values for forestry use

Inflation Pressure		Road 50 km/h / 30 mph		Road 40 km/h / 25 mph		Road 30 km/h / 20 mph		Road 20 km/h / 12.5 mph		Forestry service (LT) 10 km/h / 5 mph	
kPa	psi	kg	lbs	kg	lbs	kg	lbs	kg	lbs	kg	lbs
160	23	2 960	6 525	3 250	7 165	3 480	7 670	4 000	8 820	4 000	8 820
200	29	3 320	7 320	3 650	8 045	3 910	8 620	4 490	9 900	4 500	9 920
240	35	3 750	8 265	4 125	9 095	4 410	9 720	5 070	11 175	5 000	11 025
280	41	4 100	9 040	4 500	9 920	4 820	10 625	5 540	12 215	5 600	12 345
320	46	4 440	9 790	4 875	10 745	5 220	11 510	6 000	13 230	6 000	13 230
360	52	4 690	10 340	5 150	11 355	5 510	12 145	6 330	13 955	6 300	13 890

Maximum inflation pressure 400 kPa without increase to the above load capacity values.

Liquid and salt ballasting

Tyre volume 100%		Water filling (75%)		Water / salt filling (75% / -30°C / -22°F)					
				Water		Salt ($CaCl_2$)		Total weight increase	
l	gal (US)	l	gal (US)	l	gal (US)	kg	lbs	kg	lbs
573	150	430	115	350	92	180	395	530	1 170

Tubes and valves

Valve tubeless	Tube product code	Valve tube-type
TR 618 A	T55394	TR 218 A

Nokian Forest Rider 710/55R34 – T445455

SB = STEEL BELTED TL = TUBELESS, may be fitted with or without tube

Product code	Size	LI/SS	Pattern Forest	Steel belted	TT/ TL	Rim	Permitted rims	Width		Diameter		Loaded static radius		Rolling circumference		Inflation pressure		Load capacity kg/lbs								Max. Inflation pressure		Total tread depth		Tread depth measured on top of tie-bar	
								mm	in	mm	in	mm	in	mm	in	kPa	psi	50 km/h	30 mph	40 km/h	25 mph	30 km/h	20 mph	10 km/h	5 mph	kPa	psi	mm	32 nds in	mm	32 nds in
T445455	710/55R34	171 A8 / 178 A2	Rider	SB	TL	DW24B	DW23B	710	28.0	1 640	64.6	755	29.7	4 977	195.9	400	58	5 600	12 345	6 150	13 560	6 580	14 505	7 500	16 535	400	58	50	63	43	54

Load capacity values for forestry use

Inflation Pressure		Road 50 km/h / 30 mph		Road 40 km/h / 25 mph		Road 30 km/h / 20 mph		Road 20 km/h / 12.5 mph		Forestry service (LT) 10 km/h / 5 mph	
kPa	psi	kg	lbs	kg	lbs	kg	lbs	kg	lbs	kg	lbs
160	23	3 320	7 320	3 650	8 045	3 910	8 620	4 490	9 900	4 500	9 920
200	29	3 750	8 265	4 125	9 095	4 410	9 720	5 070	11 175	5 000	11 025
240	35	4 210	9 280	4 625	10 195	4 950	10 915	5 690	12 545	5 600	12 345
280	41	4 550	10 030	5 000	11 025	5 350	11 795	6 150	13 560	6 150	13 560
320	46	4 950	10 915	5 450	12 015	5 830	12 855	6 700	14 770	6 700	14 770
360	52	5 280	11 640	5 800	12 785	6 210	13 690	7 130	15 720	7 100	15 655
400	58	5 600	12 345	6 150	13 560	6 580	14 505	7 560	16 665	7 500	16 535

Maximum inflation pressure 400 kPa.

Liquid and salt ballasting

Tyre volume 100%		Water filling (75%)		Water / salt filling (75% / -30°C / -22°F)					
				Water		Salt ($CaCl_2$)		Total weight increase	
l	gal (US)	l	gal (US)	l	gal (US)	kg	lbs	kg	lbs
677	180	510	135	420	111	210	465	630	1 390

Tubes and valves

Valve tubeless	Tube product code	Valve tube-type
TR 618 A	T55394	TR 218 A



Nokian Forest Rider 710/70R34 – T445517

SB = STEEL BELTED TL = TUBELESS, may be fitted with or without tube

Product code	Size	LI/SS	Pattern Forest	Steel belted	TT/ TL	Rim	Permitted rims	Width		Diameter		Loaded static radius		Rolling circumference		Inflation pressure		Load capacity kg/lbs								Max. Inflation pressure		Total tread depth		Tread depth measured on top of tie-bar	
								mm	in	mm	in	mm	in	mm	in	kPa	psi	50 km/h	30 mph	40 km/h	25 mph	30 km/h	20 mph	10 km/h	5 mph	kPa	psi	mm	32 nds in	mm	32 nds in
T445517	710/70R34	176 A8 / 183 A2	Rider	SB	TL	DW24B	DW20B, DW23B	710	28.0	1 844	72.6	841	33.1	5 592	220.2	360	52	6 460	14 240	7 100	15 655	7 600	16 755	8 750	19 290	400	58	53	67	46	58

Load capacity values for forestry use

Inflation Pressure		Road 50 km/h / 30 mph		Road 40 km/h / 25 mph		Road 30 km/h / 20 mph		Road 20 km/h / 12.5 mph		Forestry service (LT) 10 km/h / 5 mph	
kPa	psi	kg	lbs	kg	lbs	kg	lbs	kg	lbs	kg	lbs
160	23	4 100	9 040	4 500	9 920	4 820	10 625	5 540	12 215	5 600	12 345
200	29	4 690	10 340	5 150	11 355	5 510	12 145	6 330	13 955	6 300	13 890
240	35	5 280	11 640	5 800	12 785	6 210	13 690	7 130	15 720	7 100	15 655
280	41	5 730	12 630	6 300	13 890	6 740	14 860	7 750	17 085	7 750	17 085
320	46	6 100	13 450	6 700	14 770	7 170	15 805	8 240	18 165	8 250	18 190
360	52	6 460	14 240	7 100	15 655	7 600	16 755	8 730	19 245	8 750	19 290

Maximum inflation pressure 400 kPa without increase to the above load capacity values.

Liquid and salt ballasting

Tyre volume 100%		Water filling (75%)		Water / salt filling (75% / -30°C / -22°F)					
				Water		Salt ($CaCl_2$)		Total weight increase	
l	gal (US)	l	gal (US)	l	gal (US)	kg	lbs	kg	lbs
950	250	715	190	585	155	298	655	883	1 945

Tubes and valves

Valve tubeless	Tube product code	Valve tube-type
TR 618 A	T55388	TR 218 A



Nokian Forest Rider 650/65R38 – T445464

SB = STEEL BELTED TL = TUBELESS, may be fitted with or without tube

Product code	Size	LI/SS	Pattern Forest	Steel belted	TT/ TL	Rim	Permitted rims	Width		Diameter		Loaded static radius		Rolling circumference		Inflation pressure		Load capacity kg/lbs								Max. Inflation pressure		Total tread depth		Tread depth measured on top of tie-bar	
								mm	in	mm	in	mm	in	mm	in	kPa	psi	50 km/h	30 mph	40 km/h	25 mph	30 km/h	20 mph	10 km/h	5 mph	kPa	psi	mm	32 nds in	mm	32 nds in
T445464	650/65R38	171 A8 / 178 A2	Rider	SB	TL	DW20B	DW23B	645	25.4	1 811	71.3	834	32.8	5 517	217.2	360	52	5 600	12 345	6 150	13 560	6 580	14 505	7 500	16 535	400	58	50	63	43	54

Load capacity values for forestry use

Inflation Pressure		Road 50 km/h / 30 mph		Road 40 km/h / 25 mph		Road 30 km/h / 20 mph		Road 20 km/h / 12.5 mph		Forestry service (LT) 10 km/h / 5 mph	
kPa	psi	kg	lbs	kg	lbs	kg	lbs	kg	lbs	kg	lbs
160	23	3 530	7 780	3 875	8 545	4 150	9 150	4 770	10 515	4 750	10 470
200	29	3 980	8 775	4 375	9 645	4 680	10 320	5 380	11 860	5 450	12 015
240	35	4 440	9 790	4 875	10 745	5 220	11 510	6 000	13 230	6 000	13 230
280	41	4 820	10 625	5 300	11 685	5 670	12 500	6 520	14 375	6 500	14 330
320	46	5 280	11 640	5 800	12 785	6 210	13 690	7 130	15 720	7 100	15 655
360	52	5 600	12 345	6 150	13 560	6 580	14 505	7 560	16 665	7 500	16 535

Maximum inflation pressure 400 kPa without increase to the above load capacity values.

Liquid and salt ballasting

Tyre volume 100%		Water filling (75%)		Water / salt filling (75% / -30°C / -22°F)					
				Water		Salt ($CaCl_2$)		Total weight increase	
l	gal (US)	l	gal (US)	l	gal (US)	kg	lbs	kg	lbs
780	205	585	155	483	128	246	540	729	1 605

Tubes and valves

Valve tubeless	Tube product code	Valve tube-type
TR 618 A	T545322	TR 218 A



Nokian Forest Rider 650/85R38 – T445457

SB = STEEL BELTED TL = TUBELESS, may be fitted with or without tube

Product code	Size	LI/SS	Pattern Forest	Steel belted	TT/ TL	Rim	Permitted rims	Width		Diameter		Loaded static radius		Rolling circumference		Inflation pressure		Load capacity kg/lbs								Max. Inflation pressure		Total tread depth		Tread depth measured on top of tie-bar	
								mm	in	mm	in	mm	in	mm	in	kPa	psi	50 km/h	30 mph	40 km/h	25 mph	30 km/h	20 mph	10 km/h	5 mph	kPa	psi	mm	32 nds in	mm	32 nds in
T445457	650/85R38	179 A8 / 186 A2	Rider	SB	TL	DW20B	DW23B	650	25.6	2 071	81.5	960	37.8	6 321	248.9	360	52	7 050	15 540	7 750	17 085	8 290	18 275	9 500	20 945	400	58	51	64	44	56

Load capacity values for forestry use

Inflation Pressure		Road 50 km/h / 30 mph		Road 40 km/h / 25 mph		Road 30 km/h / 20 mph		Road 20 km/h / 12.5 mph		Forestry service (LT) 10 km/h / 5 mph	
kPa	psi	kg	lbs	kg	lbs	kg	lbs	kg	lbs	kg	lbs
160	23	4 440	9 790	4 875	10 745	5 220	11 510	6 000	13 230	6 000	13 230
200	29	5 100	11 245	5 600	12 345	5 990	13 205	6 890	15 190	6 900	15 210
240	35	5 730	12 630	6 500	14 330	6 740	14 860	7 750	17 085	7 750	17 085
280	41	6 280	13 845	6 900	15 210	7 380	16 270	8 490	18 715	8 500	18 740
320	46	6 640	14 640	7 300	16 095	7 810	17 220	8 980	19 795	9 000	19 840
360	52	7 050	15 540	7 750	17 085	8 290	18 275	9 530	21 010	9 500	20 945

Maximum inflation pressure 400 kPa without increase to the above load capacity values.

Liquid and salt ballasting

Tyre volume 100%		Water filling (75%)		Water / salt filling (75% / -30°C / -22°F)					
				Water		Salt ($CaCl_2$)		Total weight increase	
l	gal (US)	l	gal (US)	l	gal (US)	kg	lbs	kg	lbs
1 160	305	870	230	714	189	364	800	1 078	2 375

Tubes and valves

Valve tubeless	Tube product code	Valve tube-type
TR 618 A	-	-



Nokian Forest Rider – all sizes

SB = STEEL BELTED TL = TUBELESS, may be fitted with or without tube

Product code	Size	LI/SS	Pattern Forest	Steel belted	TT/ TL	Rim	Permitted rims	Width		Diameter		Loaded static radius		Rolling circumference		Inflation pressure		Load capacity kg/lbs								Max. Inflation pressure		Total tread depth		Tread depth measured on top of tie-bar	
								mm	in	mm	in	mm	in	mm	in	kPa	psi	50 km/h	30 mph	40 km/h	25 mph	30 km/h	20 mph	10 km/h	5 mph	kPa	psi	mm	32 nds in	mm	32 nds in
T445466	600/60R28	159 A8 / 167 A2	Rider	SB	TL	DW18L	DW20B	600	23.6	1 431	56.3	653	25.7	4 323	170.2	360	52	3 980	8 775	4 375	9 645	4 680	10 320	5 450	12 015	400	58	49	62	42	53
T445461	600/70R30	165 A8 / 172 A2	Rider	SB	TL	DW20B	DW18L, W18L, TW20B	600	23.6	1 602	63.1	730	28.7	4 869	191.7	360	52	4 690	10 340	5 150	11 355	5 510	12 145	6 300	13 890	400	58	50	63	43	54
T445460	600/65R34	165 A8 / 172 A2	Rider	SB	TL	DW20B	DW18L, TW18L, TW20B	600	23.6	1 644	64.7	763	30.0	5 008	197.2	360	52	4 690	10 340	5 150	11 355	5 510	12 145	6 300	13 890	400	58	50	63	43	54
T445455	710/55R34	171 A8 / 178 A2	Rider	SB	TL	DW24B	DW23B	710	28.0	1 640	64.6	755	29.7	4 977	195.9	400	58	5 600	12 345	6 150	13 560	6 580	14 505	7 500	16 535	400	58	50	63	43	54
T445517	710/70R34	176 A8 / 183 A2	Rider	SB	TL	DW24B	DW20B, DW23B	710	28.0	1 844	72.6	841	33.1	5 592	220.2	360	52	6 460	14 240	7 100	15 655	7 600	16 755	8 750	19 290	400	58	53	67	46	58
T445464	650/65R38	171 A8 / 178 A2	Rider	SB	TL	DW20B	DW23B	645	25.4	1 811	71.3	834	32.8	5 517	217.2	360	52	5 600	12 345	6 150	13 560	6 580	14 505	7 500	16 535	400	58	50	63	43	54
T445457	650/85R38	179 A8 / 186 A2	Rider	SB	TL	DW20B	DW23B	650	25.6	2 071	81.5	960	37.8	6 321	248.9	360	52	7 050	15 540	7 750	17 085	8 290	18 275	9 500	20 945	400	58	51	64	44	56

Nokian Forest King T

Heavy weight professional

- Special tyre for heavy tractor based forestry machines and skidders
- Tyre for tasks involving clearing and scarifying forestry terrain
- Good self cleaning properties
- Lug angle suited for transport ride



Nokian Forest King T tread depth measuring point

Sizes

- Nokian Forest King T 620/75-26 – T445365
- Nokian Forest King T 500/70-28 – T445335
- Nokian Forest King T 540/70-30 – T445314
- Nokian Forest King T 600/70-38 – T445334
- Nokian Forest King T 650/75-38 – T445313

Nokian Forest King T 620/75-26 – T445365

SF = STEEL FORTIFIED TT = TUBE-TYPE, to be fitted with tube

Product code	Size	LI/SS	Pattern Forest King	Steel fortified	TT/ TL	Rim	Permitted rims	Width		Diameter		Loaded static radius		Rolling circumference		Inflation pressure		Load capacity* kg/lbs								Total tread depth	
								mm	in	mm	in	mm	in	mm	in	kPa	psi	10 km/h	5 mph	30 km/h	20 mph	40 km/h	25 mph	50 km/h	30 mph	mm	32 nds in
T445365	620/75-26	159 A8 / 167 A2	T	SF	TT	DW20B		625	24.6	1 590	62.6	723	28.5	4 763	187.5	240[1])	35[1])	5 450	12 015	4 680	10 320	4 375	9 645	3 980	8 775	52	66

*) Note! The load capacity of metric sizes is according to the new method of calculation (ETRTO).
[1]) Max pressure in forestry use is 280 kPa / 41 psi

Load capacity values for forestry use

Inflation Pressure		Road 50 km/h / 30 mph		Road 40 km/h / 25 mph		Road 30 km/h / 20 mph		Road 20 km/h / 12.5 mph		Forestry service (LT) 10 km/h / 5 mph	
kPa	psi	kg	lbs	kg	lbs	kg	lbs	kg	lbs	kg	lbs
160	23	3 140	6 920	3 450	7 605	3 690	8 135	4 240	9 350	4 250	9 370
200	29	3 640	8 025	4 000	8 820	4 280	9 435	4 920	10 845	4 875	10 745
240	35	3 980	8 775	4 375	9 645	4 680	10 320	5 380	11 860	5 450	12 015

Note! The load capacity of metric sizes is according to the new method of calculation (ETRTO). Max pressure in forestry use is 280 kPa / 41 psi.

Liquid and salt ballasting

Tyre volume 100%		Water filling (75%)		Water / salt filling (75% / -30°C / -22°F)					
				Water		Salt ($CaCl_2$)		Total weight increase	
l	gal (US)	l	gal (US)	l	gal (US)	kg	lbs	kg	lbs
450	120	340	90	277	73	141	310	418	920

Tubes and valves

USE ALWAYS WITH TUBE

Tube product code	Valve tube-type
T55102	TR 218 A

Nokian Forest King T 500/70-28 – T445335

SF = STEEL FORTIFIED TT = TUBE-TYPE, to be fitted with tube

Product code	Size	LI/SS	Pattern Forest King	Steel fortified	TT/ TL	Rim	Permitted rims	Width		Diameter		Loaded static radius		Rolling circumference		Inflation pressure		Load capacity* kg/lbs								Total tread depth	
								mm	in	mm	in	mm	in	mm	in	kPa	psi	10 km/h	5 mph	30 km/h	20 mph	40 km/h	25 mph	50 km/h	30 mph	mm	32 nds in
T445335	500/70-28	146 A8 / 153 A2	T	SF	TT	DW16L		503	19.8	1 405	55.3	648	25.5	4 197	165.2	240[1])	35[1])	3 650	8 045	3 210	7 075	3 000	6 615	2 730	6 020	49	62

*) Note! The load capacity of metric sizes is according to the new method of calculation (ETRTO).
[1]) Max pressure in forestry use is 280 kPa / 41 psi

Load capacity values for forestry use

Inflation Pressure		Road 50 km/h / 30 mph		Road 40 km/h / 25 mph		Road 30 km/h / 20 mph		Road 20 km/h / 12.5 mph		Forestry service (LT) 10 km/h / 5 mph	
kPa	psi	kg	lbs	kg	lbs	kg	lbs	kg	lbs	kg	lbs
160	23	2 150	4 740	2 360	5 205	2 530	5 580	2 900	6 395	2 900	6 395
200	29	2 480	5 465	2 725	6 010	2 920	6 435	3 350	7 385	3 350	7 385
240	35	2 730	6 020	3 000	6 615	3 210	7 075	3 690	8 135	3 650	8 045

Note! The load capacity of metric sizes is according to the new method of calculation (ETRTO). Max pressure in forestry use is 280 kPa / 41 psi.

Liquid and salt ballasting

Tyre volume 100%		Water filling (75%)		Water / salt filling (75% / -30°C / -22°F)					
				Water		Salt ($CaCl_2$)		Total weight increase	
l	gal (US)	l	gal (US)	l	gal (US)	kg	lbs	kg	lbs
340	90	255	65	209	55	107	235	316	695

Tubes and valves

USE ALWAYS WITH TUBE

Tube product code	Valve tube-type
T545229	TR 218 A

Nokian Forest King T 540/70-30 – T445314

SF = STEEL FORTIFIED TT = TUBE-TYPE, to be fitted with tube

Product code	Size	LI/SS	Pattern Forest King	Steel fortified	TT/ TL	Rim	Permitted rims	Width		Diameter		Loaded static radius		Rolling circumference		Inflation pressure		Load capacity* kg/lbs								Total tread depth	
								mm	in	mm	in	mm	in	mm	in	kPa	psi	10 km/h	5 mph	30 km/h	20 mph	40 km/h	25 mph	50 km/h	30 mph	mm	32 nds in
T445314	540/70-30	152 A8 / 159 A2	T	SF	TT	DW16L		540	21.3	1 515	59.6	705	27.8	4 505	177.4	240[1])	35[1])	4 375	9 645	3 800	8 375	3 550	7 825	3 230	7 120	50	63

*) Note! The load capacity of metric sizes is according to the new method of calculation (ETRTO).

[1]) Max pressure in forestry use is 280 kPa / 41 psi

Load capacity values for forestry use

Inflation Pressure		Road 50 km/h / 30 mph		Road 40 km/h / 25 mph		Road 30 km/h / 20 mph		Road 20 km/h / 12.5 mph		Forestry service (LT) 10 km/h / 5 mph	
kPa	psi	kg	lbs	kg	lbs	kg	lbs	kg	lbs	kg	lbs
160	23	2 550	5 620	2 800	6 175	2 920	6 435	3 440	7 585	3 450	7 605
200	29	2 870	6 325	3 150	6 945	3 370	7 430	3 870	8 530	3 875	8 545
240	35	3 230	7 120	3 550	7 825	3 800	8 375	4 370	9 635	4 375	9 645

Note! The load capacity of metric sizes is according to the new method of calculation (ETRTO). Max pressure in forestry use is 280 kPa / 41 psi.

Liquid and salt ballasting

Tyre volume 100%		Water filling (75%)		Water / salt filling (75% / -30°C / -22°F)					
				Water		Salt ($CaCl_2$)		Total weight increase	
l	gal (US)	l	gal (US)	l	gal (US)	kg	lbs	kg	lbs
435	115	325	85	268	71	136	300	404	890

Tubes and valves

USE ALWAYS WITH TUBE

Tube product code	Valve tube-type
T55371	TR 218 A

Nokian Forest King T 600/70-38 – T445334

SF = STEEL FORTIFIED TT = TUBE-TYPE, to be fitted with tube

Product code	Size	LI/SS	Pattern Forest King	Steel fortified	TT/ TL	Rim	Permitted rims	Width		Diameter		Loaded static radius		Rolling circumference		Inflation pressure		Load capacity* kg/lbs								Total tread depth	
								mm	in	mm	in	mm	in	mm	in	kPa	psi	10 km/h	5 mph	30 km/h	20 mph	40 km/h	25 mph	50 km/h	30 mph	mm	32 nds in
T445334	600/70-38	164 A8 / 171 A2	T	SF	TT	DW20B		611	24.1	1 820	71.7	844	33.2	5 479	215.7	280	41	6 150	13 560	5 350	11 795	5 000	11 025	4 550	10 030	51	64

*) Note! The load capacity of metric sizes is according to the new method of calculation (ETRTO).

Load capacity values for forestry use

Inflation Pressure		Road 50 km/h / 30 mph		Road 40 km/h / 25 mph		Road 30 km/h / 20 mph		Road 20 km/h / 12.5 mph		Forestry service (LT) 10 km/h / 5 mph	
kPa	psi	kg	lbs	kg	lbs	kg	lbs	kg	lbs	kg	lbs
160	23	3 320	7 320	3 650	8 045	3 910	8 620	4 490	9 900	4 500	9 920
200	29	3 750	8 265	4 125	9 095	4 410	9 720	5 070	11 175	5 000	11 025
240	35	4 210	9 280	4 625	10 195	4 950	10 915	5 690	12 545	5 600	12 345
280	41	4 550	10 030	5 000	11 025	5 350	11 795	6 150	13 560	6 150	13 560

Note! The load capacity of metric sizes is according to the new method of calculation (ETRTO). Max pressure in forestry use is 280 kPa / 41 psi.

Liquid and salt ballasting

Tyre volume 100%		Water filling (75%)		Water / salt filling (75% / -30°C / -22°F)					
				Water		Salt ($CaCl_2$)		Total weight increase	
l	gal (US)	l	gal (US)	l	gal (US)	kg	lbs	kg	lbs
710	190	535	140	437	115	223	490	660	1 455

Tubes and valves

USE ALWAYS WITH TUBE

Tube product code	Valve tube-type
T545322	TR 218 A

Nokian Forest King T 650/75-38 – T445313

SF = STEEL FORTIFIED TT = TUBE-TYPE, to be fitted with tube

Product code	Size	LI/SS	Pattern Forest King	Steel fortified	TT/ TL	Rim	Permitted rims	Width		Diameter		Loaded static radius		Rolling circumference		Inflation pressure		Load capacity* kg/lbs								Total tread depth	
								mm	in	mm	in	mm	in	mm	in	kPa	psi	10 km/h	5 mph	30 km/h	20 mph	40 km/h	25 mph	50 km/h	30 mph	mm	32 nds in
T445313	650/75-38	168 A8 / 175 A2	T	SF	TT	DW20B	DW23B	650	25.6	1 965	77.4	900	35.4	5 890	231.9	240[1])	35[1])	6 900	15 210	5 990	13 205	5 600	12 345	5 100	11 245	53	67

*) Note! The load capacity of metric sizes is according to the new method of calculation (ETRTO).
[1]) Max pressure in forestry use is 280 kPa / 41 psi

Load capacity values for forestry use

Inflation Pressure		Road 50 km/h / 30 mph		Road 40 km/h / 25 mph		Road 30 km/h / 20 mph		Road 20 km/h / 12.5 mph		Forestry service (LT) 10 km/h / 5 mph	
kPa	psi	kg	lbs	kg	lbs	kg	lbs	kg	lbs	kg	lbs
160	23	3 980	8 775	4 375	9 645	4 680	10 320	5 380	11 860	5 450	12 015
200	29	4 550	10 030	5 000	11 025	5 350	11 795	6 150	13 560	6 150	13 560
240	35	5 100	11 245	5 600	12 345	5 990	13 205	6 890	15 190	6 900	15 210

Note! The load capacity of metric sizes is according to the new method of calculation (ETRTO). Max pressure in forestry use is 280 kPa / 41 psi.

Liquid and salt ballasting

Tyre volume 100%		Water filling (75%)		Water / salt filling (75% / -30°C / -22°F)					
				Water		Salt ($CaCl_2$)		Total weight increase	
l	gal (US)	l	gal (US)	l	gal (US)	kg	lbs	kg	lbs
905	240	680	180	557	147	284	625	841	1 855

Tubes and valves

USE ALWAYS WITH TUBE

Tube product code	Valve tube-type
T545322	TR 218 A

Nokian Forest King T – all sizes

SF = STEEL FORTIFIED TT = TUBE-TYPE, to be fitted with tube

Product code	Size	LI/SS	Pattern Forest King	Steel fortified	TT/ TL	Rim	Permitted rims	Width		Diameter		Loaded static radius		Rolling circumference		Inflation pressure		Load capacity* kg/lbs								Total tread depth	
								mm	in	mm	in	mm	in	mm	in	kPa	psi	10 km/h	5 mph	30 km/h	20 mph	40 km/h	25 mph	50 km/h	30 mph	mm	32 nds in
T445365	620/75-26	159 A8 / 167 A2	T	SF	TT	DW20B		625	24.6	1 590	62.6	723	28.5	4 763	187.5	240[1])	35[1])	5 450	12 015	4 680	10 320	4 375	9 645	3 980	8 775	52	66
T445335	500/70-28	146 A8 / 153 A2	T	SF	TT	DW16L		503	19.8	1 405	55.3	648	25.5	4 197	165.2	240[1])	35[1])	3 650	8 045	3 210	7 075	3 000	6 615	2 730	6 020	49	62
T445314	540/70-30	152 A8 / 159 A2	T	SF	TT	DW16L		540	21.3	1 515	59.6	705	27.8	4 505	177.4	240[1])	35[1])	4 375	9 645	3 800	8 375	3 550	7 825	3 230	7 120	50	63
T445334	600/70-38	164 A8 / 171 A2	T	SF	TT	DW20B		611	24.1	1 820	71.7	844	33.2	5 479	215.7	280	41	6 150	13 560	5 350	11 795	5 000	11 025	4 550	10 030	51	64
T445313	650/75-38	168 A8 / 175 A2	T	SF	TT	DW20B	DW23B	650	25.6	1 965	77.4	900	35.4	5 890	231.9	240[1])	35[1])	6 900	15 210	5 990	13 205	5 600	12 345	5 100	11 245	53	67

Nokian TR Forest

Reliable tyre for tractors in forestry use

- Strong diagonal construction
- Tread pattern giving excellent traction
- Good self cleaning properties
- Tread compound developed especially for forestry use



Nokian TR Forest tread depth measuring point on top of tie-bar

Sizes

- Nokian TR Forest 11.2-24 10PR – T482170
- Nokian TR Forest 12.4-24 12PR – T482192
- Nokian TR Forest 13.6-24 10PR – T482198
- Nokian TR Forest 14.9-24 14PR – T482220
- Nokian TR Forest 13.6-28 10PR – T483150
- Nokian TR Forest 14.9-28 14PR – T445409
- Nokian TR Forest 16.9-28 14PR – T483301
- Nokian TR Forest 16.9-30 14PR – T483810
- Nokian TR Forest 16.9-34 14PR – T484390
- Nokian TR Forest 18.4-34 14PR – T484420
- Nokian TR Forest 18.4-38 14PR – T485430
- Nokian TR Forest 20.8-38 14PR – T485450

Nokian TR Forest 11.2-24 10PR – T482170

TT = TUBE-TYPE, to be fitted with tube

Product code	Size	LI/SS	PR	Pattern TR	TT/ TL	Rim	Permitted rims	Width		Diameter		Loaded static radius		Rolling circumference		Inflation pressure		Load capacity kg/lbs						Total tread depth		Tread depth measured on top of tie-bar	
								mm	in	mm	in	mm	in	mm	in	kPa	psi	30 km/h	20 mph	40 km/h	25 mph	50 km/h	30 mph	mm	32 nds in	mm	32 nds in
T482170	11.2-24	119 A8	10	FS FOREST	TT	DW10	DW10, W10, W9	284	11.2	1 105	43.5	516	20.3	3 324	130.9	300	44	1 460	3 220	1 360	3 000	1 240	2 735	43	54	-	-

Liquid and salt ballasting

Tyre volume 100%		Water filling (75%)		Water / salt filling (75% / -30°C / -22°F)					
				Water		Salt ($CaCl_2$)		Total weight increase	
l	gal (US)	l	gal (US)	l	gal (US)	kg	lbs	kg	lbs
110	30	85	20	68	18	35	75	102	225

Tubes and valves

USE ALWAYS WITH TUBE

Tube product code	Valve tube-type
T55100	TR 218 A

Nokian TR Forest 12.4-24 12PR – T482192

TT = TUBE-TYPE, to be fitted with tube

Product code	Size	LI/SS	PR	Pattern TR	TT/ TL	Rim	Permitted rims	Width		Diameter		Loaded static radius		Rolling circumference		Inflation pressure		Load capacity kg/lbs						Total tread depth		Tread depth measured on top of tie-bar	
								mm	in	mm	in	mm	in	mm	in	kPa	psi	30 km/h	20 mph	40 km/h	25 mph	50 km/h	30 mph	mm	32 nds in	mm	32 nds in
T482192	12.4-24	128 A8	12	FS FOREST	TT	DW11	DW10, W11, W10, W9	315	12.4	1 160	45.7	538	21.2	3 443	135.6	350	51	1 930	4 255	1 800	3 970	1 640	3 615	41	52	-	-

Liquid and salt ballasting

Tyre volume 100%		Water filling (75%)		Water / salt filling (75% / -30°C / -22°F)					
				Water		Salt ($CaCl_2$)		Total weight increase	
l	gal (US)	l	gal (US)	l	gal (US)	kg	lbs	kg	lbs
150	40	115	30	92	24	47	105	139	305

Tubes and valves

USE ALWAYS WITH TUBE

Tube product code	Valve tube-type
T55100	TR 218 A

Nokian TR Forest 13.6-24 10PR – T482198

TT = TUBE-TYPE, to be fitted with tube

Product code	Size	LI/SS	PR	Pattern TR	TT/ TL	Rim	Permitted rims	Width		Diameter		Loaded static radius		Rolling circumference		Inflation pressure		Load capacity kg/lbs						Total tread depth		Tread depth measured on top of tie-bar	
								mm	in	mm	in	mm	in	mm	in	kPa	psi	30 km/h	20 mph	40 km/h	25 mph	50 km/h	30 mph	mm	32 nds in	mm	32 nds in
T482198	13.6-24	128 A8	10	FS FOREST	TT	DW12	DW12, DW11, W12, W11	345	13.6	1 210	47.6	548	21.6	3 512	138.3	250	36	1 930	4 255	1 800	3 970	1 640	3 615	46	58	-	-

Liquid and salt ballasting

Tyre volume 100%		Water filling (75%)		Water / salt filling (75% / -30°C / -22°F)					
				Water		Salt ($CaCl_2$)		Total weight increase	
l	gal (US)	l	gal (US)	l	gal (US)	kg	lbs	kg	lbs
180	50	135	35	111	29	56	125	167	370

Tubes and valves

USE ALWAYS WITH TUBE

Tube product code	Valve tube-type
T55105	TR 218 A

Nokian TR Forest 14.9-24 14PR – T482220

TT = TUBE-TYPE, to be fitted with tube

Product code	Size	LI/SS	PR	Pattern TR	TT/ TL	Rim	Permitted rims	Width		Diameter		Loaded static radius		Rolling circumference		Inflation pressure		Load capacity kg/lbs						Total tread depth		Tread depth measured on top of tie-bar	
								mm	in	mm	in	mm	in	mm	in	kPa	psi	30 km/h	20 mph	40 km/h	25 mph	50 km/h	30 mph	mm	32 nds in	mm	32 nds in
T482220	14.9-24	138 A8	14	FS FOREST	TT	DW13	DW12, W13, W12, W11	378	14.9	1 265	49.8	582	22.9	3 707	145.9	300	44	2 530	5 580	2 360	5 205	2 150	4 740	44	56	-	-

Liquid and salt ballasting

Tyre volume 100%		Water filling (75%)		Water / salt filling (75% / -30°C / -22°F)					
				Water		Salt ($CaCl_2$)		Total weight increase	
l	gal (US)	l	gal (US)	l	gal (US)	kg	lbs	kg	lbs
240	65	180	50	148	39	75	165	223	490

Tubes and valves

USE ALWAYS WITH TUBE

Tube product code	Valve tube-type
T55112	TR 218 A

Nokian TR Forest 13.6-28 10PR – T483150

TT = TUBE-TYPE, to be fitted with tube

Product code	Size	LI/SS	PR	Pattern TR	TT/ TL	Rim	Permitted rims	Width		Diameter		Loaded static radius		Rolling circumference		Inflation pressure		Load capacity kg/lbs						Total tread depth		Tread depth measured on top of tie-bar	
								mm	in	mm	in	mm	in	mm	in	kPa	psi	30 km/h	20 mph	40 km/h	25 mph	50 km/h	30 mph	mm	32 nds in	mm	32 nds in
T483150	13.6-28	130 A8	10	FS FOREST	TT	DW12	DW12, DW11, W11, W12	345	13.6	1 310	51.6	609	24.0	3 934	154.9	250	36	2 040	4 495	1 900	4 190	1 730	3 815	33	42	-	-

Liquid and salt ballasting

Tyre volume 100%		Water filling (75%)		Water / salt filling (75% / -30°C / -22°F)					
				Water		Salt ($CaCl_2$)		Total weight increase	
l	gal (US)	l	gal (US)	l	gal (US)	kg	lbs	kg	lbs
210	55	160	40	129	34	66	145	195	430

Tubes and valves

USE ALWAYS WITH TUBE

Tube product code	Valve tube-type
T55105	TR 218 A

Nokian TR Forest 14.9-28 14PR – T445409

TT = TUBE-TYPE, to be fitted with tube

Product code	Size	LI/SS	PR	Pattern TR	TT/ TL	Rim	Permitted rims	Width		Diameter		Loaded static radius		Rolling circumference		Inflation pressure		Load capacity kg/lbs						Total tread depth		Tread depth measured on top of tie-bar	
								mm	in	mm	in	mm	in	mm	in	kPa	psi	30 km/h	20 mph	40 km/h	25 mph	50 km/h	30 mph	mm	32 nds in	mm	32 nds in
T445409	14.9-28	140 A8	14	FOREST	TT	DW13	DW12, W13, W12, W11	378	14.9	1 365	53.7	635	25.0	4 065	160.0	300	44	2 680	5 910	2 500	5 510	2 280	5 025	38	48	33	42

Liquid and salt ballasting

Tyre volume 100%		Water filling (75%)		Water / salt filling (75% / -30°C / -22°F)					
				Water		Salt ($CaCl_2$)		Total weight increase	
l	gal (US)	l	gal (US)	l	gal (US)	kg	lbs	kg	lbs
240	65	180	50	148	39	75	165	223	490

Tubes and valves

USE ALWAYS WITH TUBE

Tube product code	Valve tube-type
T55351	TR 218 A

Nokian TR Forest 16.9-28 14PR – T483301

TT = TUBE-TYPE, to be fitted with tube

Product code	Size	LI/SS	PR	Pattern TR	TT/ TL	Rim	Permitted rims	Width		Diameter		Loaded static radius		Rolling circumference		Inflation pressure		Load capacity kg/lbs						Total tread depth		Tread depth measured on top of tie-bar	
								mm	in	mm	in	mm	in	mm	in	kPa	psi	30 km/h	20 mph	40 km/h	25 mph	50 km/h	30 mph	mm	32 nds in	mm	32 nds in
T483301	16.9-28	145 A8	14	FOREST	TT	DW15	DW14, W15L, W14L	429	16.9	1 435	56.5	662	26.1	4 280	168.5	270	39	3 120	6 880	2 900	6 395	2 640	5 820	42	53	37	47

Liquid and salt ballasting

Tyre volume 100%		Water filling (75%)		Water / salt filling (75% / -30°C / -22°F)					
				Water		Salt ($CaCl_2$)		Total weight increase	
l	gal (US)	l	gal (US)	l	gal (US)	kg	lbs	kg	lbs
335	90	250	65	206	54	105	230	311	685

Tubes and valves

USE ALWAYS WITH TUBE

Tube product code	Valve tube-type
T55370	TR 218 A

Nokian TR Forest 16.9-30 14PR – T483810

TT = TUBE-TYPE, to be fitted with tube

Product code	Size	LI/SS	PR	Pattern TR	TT/ TL	Rim	Permitted rims	Width		Diameter		Loaded static radius		Rolling circumference		Inflation pressure		Load capacity kg/lbs						Total tread depth		Tread depth measured on top of tie-bar	
								mm	in	mm	in	mm	in	mm	in	kPa	psi	30 km/h	20 mph	40 km/h	25 mph	50 km/h	30 mph	mm	32 nds in	mm	32 nds in
T483810	16.9-30	144 A8	14	FS FOREST	TT	DW15	DW14, W15L, W14L	429	16.9	1 485	58.5	683	26.9	4 361	171.7	260	38	3 000	6 615	2 800	6 175	2 550	5 620	45	57	-	-

Liquid and salt ballasting

Tyre volume 100%		Water filling (75%)		Water / salt filling (75% / -30°C / -22°F)					
				Water		Salt ($CaCl_2$)		Total weight increase	
l	gal (US)	l	gal (US)	l	gal (US)	kg	lbs	kg	lbs
360	95	270	70	222	59	113	250	334	735

Tubes and valves

USE ALWAYS WITH TUBE

Tube product code	Valve tube-type
T55371	TR 218 A

Nokian TR Forest 16.9-34 14PR – T484390

TT = TUBE-TYPE, to be fitted with tube

Product code	Size	LI/SS	PR	Pattern TR	TT/ TL	Rim	Permitted rims	Width		Diameter		Loaded static radius		Rolling circumference		Inflation pressure		Load capacity kg/lbs						Total tread depth		Tread depth measured on top of tie-bar	
								mm	in	mm	in	mm	in	mm	in	kPa	psi	30 km/h	20 mph	40 km/h	25 mph	50 km/h	30 mph	mm	32 nds in	mm	32 nds in
T484390	16.9-34	146 A8	14	FS FOREST	TT	DW15	DW14, W15L, W14L	429	16.9	1 585	62.4	742	29.2	4 599	181.1	260	38	3 220	7 100	3 000	6 615	2 730	6 020	45	57	-	-

Liquid and salt ballasting

Tyre volume 100%		Water filling (75%)		Water / salt filling (75% / -30°C / -22°F)					
				Water		Salt ($CaCl_2$)		Total weight increase	
l	gal (US)	l	gal (US)	l	gal (US)	kg	lbs	kg	lbs
390	105	295	80	240	63	122	270	362	800

Tubes and valves

USE ALWAYS WITH TUBE

Tube product code	Valve tube-type
T55391	TR 218 A

Nokian TR Forest 18.4-34 14PR – T484420

TT = TUBE-TYPE, to be fitted with tube

Product code	Size	LI/SS	PR	Pattern TR	TT/ TL	Rim	Permitted rims	Width		Diameter		Loaded static radius		Rolling circumference		Inflation pressure		Load capacity kg/lbs						Total tread depth		Tread depth measured on top of tie-bar	
								mm	in	mm	in	mm	in	mm	in	kPa	psi	30 km/h	20 mph	40 km/h	25 mph	50 km/h	30 mph	mm	32 nds in	mm	32 nds in
T484420	18.4-34	154 A8	14	FS FOREST	TT	DW16	DW15, W16L, W15L	467	18.4	1 650	65.0	765	30.1	4 825	190.0	260	38	4 020	8 860	3 750	8 265	3 420	7 540	48	61	43	54

Liquid and salt ballasting

Tyre volume 100%		Water filling (75%)		Water / salt filling (75% / -30°C / -22°F)					
				Water		Salt ($CaCl_2$)		Total weight increase	
l	gal (US)	l	gal (US)	l	gal (US)	kg	lbs	kg	lbs
480	125	360	95	295	78	151	335	446	985

Tubes and valves

USE ALWAYS WITH TUBE

Tube product code	Valve tube-type
T55391	TR 218 A

Nokian TR Forest 18.4-38 14PR – T485430

TT = TUBE-TYPE, to be fitted with tube

Product code	Size	LI/SS	PR	Pattern TR	TT/ TL	Rim	Permitted rims	Width		Diameter		Loaded static radius		Rolling circumference		Inflation pressure		Load capacity kg/lbs						Total tread depth		Tread depth measured on top of tie-bar	
								mm	in	mm	in	mm	in	mm	in	kPa	psi	30 km/h	20 mph	40 km/h	25 mph	50 km/h	30 mph	mm	32 nds in	mm	32 nds in
T485430	18.4-38	155 A8	14	FOREST	TT	DW16	DW15, W16L, W15L	467	18.4	1 750	68.9	819	32.2	5 150	202.8	260	38	4 160	9 170	3 875	8 545	3 540	7 805	53	67	48	61

Liquid and salt ballasting

Tyre volume 100%		Water filling (75%)		Water / salt filling (75% / -30°C / -22°F)					
				Water		Salt ($CaCl_2$)		Total weight increase	
l	gal (US)	l	gal (US)	l	gal (US)	kg	lbs	kg	lbs
510	135	385	100	314	83	160	355	474	1 045

Tubes and valves

USE ALWAYS WITH TUBE

Tube product code	Valve tube-type
T55430	TR 218 A

Nokian TR Forest 20.8-38 14PR – T485450

TT = TUBE-TYPE, to be fitted with tube

Product code	Size	LI/SS	PR	Pattern TR	TT/ TL	Rim	Permitted rims	Width		Diameter		Loaded static radius		Rolling circumference		Inflation pressure		Load capacity kg/lbs						Total tread depth		Tread depth measured on top of tie-bar	
								mm	in	mm	in	mm	in	mm	in	kPa	psi	30 km/h	20 mph	40 km/h	25 mph	50 km/h	30 mph	mm	32 nds in	mm	32 nds in
T485450	20.8-38	159 A8	14	FOREST	TT	DW18	DW16, W18L, W16L	528	20.8	1 840	72.4	853	33.6	5 510	216.9	230	33	4 700	10 360	4 375	9 645	4 000	8 820	53	67	48	61

Liquid and salt ballasting

Tyre volume 100%		Water filling (75%)		Water / salt filling (75% / -30°C / -22°F)					
				Water		Salt ($CaCl_2$)		Total weight increase	
l	gal (US)	l	gal (US)	l	gal (US)	kg	lbs	kg	lbs
685	180	515	135	422	111	215	475	636	1 400

Tubes and valves

USE ALWAYS WITH TUBE

Tube product code	Valve tube-type
T55445	TR 218 A

Nokian TR Forest – all sizes

TT = TUBE-TYPE, to be fitted with tube

Product code	Size	LI/SS	PR	Pattern TR	TT/ TL	Rim	Permitted rims	Width		Diameter		Loaded static radius		Rolling circumference		Inflation pressure		Load capacity kg/lbs						Total tread depth		Tread depth measured on top of tie-bar	
								mm	in	mm	in	mm	in	mm	in	kPa	psi	30 km/h	20 mph	40 km/h	25 mph	50 km/h	30 mph	mm	32 nds in	mm	32 nds in
T482170	11.2-24	119 A8	10	FS FOREST	TT	DW10	DW10, W10, W9	284	11.2	1 105	43.5	516	20.3	3 324	130.9	300	44	1 460	3 220	1 360	3 000	1 240	2 735	43	54	-	-
T482192	12.4-24	128 A8	12	FS FOREST	TT	DW11	DW10, W11, W10, W9	315	12.4	1 160	45.7	538	21.2	3 443	135.6	350	51	1 930	4 255	1 800	3 970	1 640	3 615	41	52	-	-
T482198	13.6-24	128 A8	10	FS FOREST	TT	DW12	DW12, DW11, W12, W11	345	13.6	1 210	47.6	548	21.6	3 512	138.3	250	36	1 930	4 255	1 800	3 970	1 640	3 615	46	58	-	-
T482220	14.9-24	138 A8	14	FS FOREST	TT	DW13	DW12, W13, W12, W11	378	14.9	1 265	49.8	582	22.9	3 707	145.9	300	44	2 530	5 580	2 360	5 205	2 150	4 740	44	56	-	-
T483150	13.6-28	130 A8	10	FS FOREST	TT	DW12	DW12, DW11, W11, W12	345	13.6	1 310	51.6	609	24.0	3 934	154.9	250	36	2 040	4 495	1 900	4 190	1 730	3 815	33	42	-	-
T445409	14.9-28	140 A8	14	FOREST	TT	DW13	DW12, W13, W12, W11	378	14.9	1 365	53.7	635	25.0	4 065	160.0	300	44	2 680	5 910	2 500	5 510	2 280	5 025	38	48	33	42
T483301	16.9-28	145 A8	14	FOREST	TT	DW15	DW14, W15L, W14L	429	16.9	1 435	56.5	662	26.1	4 280	168.5	270	39	3 120	6 880	2 900	6 395	2 640	5 820	42	53	37	47
T483810	16.9-30	144 A8	14	FS FOREST	TT	DW15	DW14, W15L, W14L	429	16.9	1 485	58.5	683	26.9	4 361	171.7	260	38	3 000	6 615	2 800	6 175	2 550	5 620	45	57	-	-
T484390	16.9-34	146 A8	14	FS FOREST	TT	DW15	DW14, W15L, W14L	429	16.9	1 585	62.4	742	29.2	4 599	181.1	260	38	3 220	7 100	3 000	6 615	2 730	6 020	45	57	-	-
T484420	18.4-34	154 A8	14	FS FOREST	TT	DW16	DW15, W16L, W15L	467	18.4	1 650	65.0	765	30.1	4 825	190.0	260	38	4 020	8 860	3 750	8 265	3 420	7 540	48	61	43	54
T485430	18.4-38	155 A8	14	FOREST	TT	DW16	DW15, W16L, W15L	467	18.4	1 750	68.9	819	32.2	5 150	202.8	260	38	4 160	9 170	3 875	8 545	3 540	7 805	53	67	48	61
T485450	20.8-38	159 A8	14	FOREST	TT	DW18	DW16, W18L, W16L	528	20.8	1 840	72.4	853	33.6	5 510	216.9	230	33	4 700	10 360	4 375	9 645	4 000	8 820	53	67	48	61

Nokian TR Multiplus

Radial tyre for multi purpose use

- Tyre for light forestry, agriculture and earthmoving applications
- Good transport properties
- Excellent grip
- Excellent self cleaning properties



Nokian TR Multiplus tread depth measuring point

Sizes

- Nokian TR Multiplus 500/65R24 – T445410
- Nokian TR Multiplus 500/65R28 – T445411
- Nokian TR Multiplus 540/65R28 – T445412
- Nokian TR Multiplus 600/65R34 – T445413
- Nokian TR Multiplus 600/65R38 – T445414
- Nokian TR Multiplus 650/65R38 – T445415

Nokian TR Multiplus 500/65R24 – T445410

TL = TUBELESS, may be fitted with or without tube

Product code	Size	LI/SS	Pattern TR	TT/TL	Rim	Permitted rims	Width		Diameter		Loaded static radius		Rolling circumference		Inflation pressure		Load capacity kg/lbs						Tread depth	
							mm	in	mm	in	mm	in	mm	in	kPa	psi	30 km/h	20 mph	40 km/h	25 mph	50 km/h	30 mph	mm	32 nds in
T445410	500/65R24	142 A8/139 B	Multiplus	TL	W15L	W16L, W14L, W13	480	18.9	1 244	49.0	575	22.6	3 735	147.0	240	35	2 840	6 260	2 650	5 840	2 430	5 355	48	61

Load capacity values for forestry use

Inflation pressure[1]		Road Service 50 km/h / 30 mph		Road Service 40 km/h / 25 mph		Road Service 30 km/h / 20 mph		Pull Service in Forest 10 km/h / 5 mph		Field Service[2] 10 km/h / 5 mph	
kPa	psi	kg	lbs	kg	lbs	kg	lbs	kg	lbs	kg	lbs
240	35	2 430	5 355	2 650	5 840	2 840	6 260	3 180	7 010	3 980	8 775
160	23	1 850	4 080	2 060	4 540	2 200	4 850	-	-	3 090	6 810
80	12	1 285	2 835	1 400	3 085	1 500	3 305	-	-	2 100	4 630

1) The maximum tyre inflation pressure in forestry use is 320 kPa / 46 psi without increase in the load values.
2) For field applications with high and sustained torque, values for road service 30 km/h / 20 mph are applied.

Liquid and salt ballasting

Tyre volume 100%		Water filling (75%)		Water / salt filling (75% / -30°C / -22°F)					
				Water		Salt ($CaCl_2$)		Total weight increase	
l	gal (US)	l	gal (US)	l	gal (US)	kg	lbs	kg	lbs
270	70	205	55	166	44	85	185	251	555

Tubes and valves

Valve tubeless	Tube product code	Valve tube-type
TR 618 A	T55116	TR 218 A

Nokian TR Multiplus 500/65R28 – T445411

TL = TUBELESS, may be fitted with or without tube

Product code	Size	LI/SS	Pattern TR	TT/TL	Rim	Permitted rims	Width		Diameter		Loaded static radius		Rolling circumference		Inflation pressure		Load capacity kg/lbs						Tread depth	
							mm	in	mm	in	mm	in	mm	in	kPa	psi	30 km/h	20 mph	40 km/h	25 mph	50 km/h	30 mph	mm	32 nds in
T445411	500/65R28	144 A8/141 B	Multiplus	TL	W15L	W16L, W14L, W13	480	18.9	1 347	53.0	622	24.5	4 055	159.6	240	35	3 000	6 615	2 800	6 175	2 575	5 675	48	61

Load capacity values for forestry use

Inflation pressure[1]		Road Service 50 km/h / 30 mph		Road Service 40 km/h / 25 mph		Road Service 30 km/h / 20 mph		Pull Service in Forest 10 km/h / 5 mph		Field Service[2] 10 km/h / 5 mph	
kPa	psi	kg	lbs	kg	lbs	kg	lbs	kg	lbs	kg	lbs
240	35	2 575	5 675	2 800	6 175	3 000	6 615	3 360	7 405	4 200	9 260
160	23	2 060	4 540	2 240	4 940	2 400	5 290	-	-	3 360	7 405
80	12	1 360	3 000	1 500	3 305	1 610	3 550	-	-	2 250	4 960

1) The maximum tyre inflation pressure in forestry use is 320 kPa / 46 psi without increase in the load values.
2) For field applications with high and sustained torque, values for road service 30 km/h / 20 mph are applied.

Liquid and salt ballasting

Tyre volume 100%		Water filling (75%)		Water / salt filling (75% / -30°C / -22°F)					
				Water		Salt ($CaCl_2$)		Total weight increase	
l	gal (US)	l	gal (US)	l	gal (US)	kg	lbs	kg	lbs
315	85	235	60	194	51	99	220	293	645

Tubes and valves

Valve tubeless	Tube product code	Valve tube-type
TR 618 A	T55097	TR 218 A

Nokian TR Multiplus 540/65R28 – T445412

TL = TUBELESS, may be fitted with or without tube

Product code	Size	LI/SS	Pattern TR	TT/TL	Rim	Permitted rims	Width		Diameter		Loaded static radius		Rolling circumference		Inflation pressure		Load capacity kg/lbs						Tread depth	
							mm	in	mm	in	mm	in	mm	in	kPa	psi	30 km/h	20 mph	40 km/h	25 mph	50 km/h	30 mph	mm	32 nds in
T445412	540/65R28	149 A8/146 B	Multiplus	TL	DW16	W15L, W16L, DW18L, W18L	540	21.3	1 413	55.6	653	25.7	4 254	167.5	240	35	3 480	7 670	3 250	7 165	3 000	6 615	51	64

Load capacity values for forestry use

Inflation pressure[1]		Road Service 50 km/h / 30 mph		Road Service 40 km/h / 25 mph		Road Service 30 km/h / 20 mph		Pull Service in Forest 10 km/h / 5 mph		Field Service[2] 10 km/h / 5 mph	
kPa	psi	kg	lbs	kg	lbs	kg	lbs	kg	lbs	kg	lbs
240	35	3 000	6 615	3 250	7 165	3 480	7 670	3 900	8 600	4 880	10 760
160	23	2 300	5 070	2 500	5 510	2 680	5 910	-	-	3 750	8 265
80	12	1 550	3 415	1 700	3 750	1 820	4 010	-	-	2 550	5 620

1) The maximum tyre inflation pressure in forestry use is 320 kPa / 46 psi without increase in the load values.
2) For field applications with high and sustained torque, values for road service 30 km/h / 20 mph are applied.

Liquid and salt ballasting

Tyre volume 100%		Water filling (75%)		Water / salt filling (75% / -30°C / -22°F)					
				Water		Salt ($CaCl_2$)		Total weight increase	
l	gal (US)	l	gal (US)	l	gal (US)	kg	lbs	kg	lbs
390	105	295	80	240	63	122	270	362	800

Tubes and valves

Valve tubeless	Tube product code	Valve tube-type
TR 618 A	T545229	TR 218 A

Nokian TR Multiplus 600/65R34 – T445413

TL = TUBELESS, may be fitted with or without tube

Product code	Size	LI/SS	Pattern TR	TT/TL	Rim	Permitted rims	Width		Diameter		Loaded static radius		Rolling circumference		Inflation pressure		Load capacity kg/lbs						Tread depth	
							mm	in	mm	in	mm	in	mm	in	kPa	psi	30 km/h	20 mph	40 km/h	25 mph	50 km/h	30 mph	mm	32 nds in
T445413	600/65R34	157 A8/154 B	Multiplus	TL	DW18L	W16L, W18L, DW20B	575	22.6	1 644	64.7	750	29.5	4 930	194.1	240	35	4 410	9 720	4 125	9 095	3 750	8 265	52	66

Load capacity values for forestry use

Inflation pressure[1]		Road Service 50 km/h / 30 mph		Road Service 40 km/h / 25 mph		Road Service 30 km/h / 20 mph		Pull Service in Forest 10 km/h / 5 mph		Field Service[2] 10 km/h / 5 mph	
kPa	psi	kg	lbs	kg	lbs	kg	lbs	kg	lbs	kg	lbs
240	35	3 750	8 265	4 125	9 095	4 410	9 720	4 950	10 915	6 190	13 645
160	23	3 000	6 615	3 250	7 165	3 480	7 670	-	-	4 880	10 760
80	12	2 000	4 410	2 180	4 805	2 330	5 135	-	-	3 270	7 210

1) The maximum tyre inflation pressure in forestry use is 320 kPa / 46 psi without increase in the load values.
2) For field applications with high and sustained torque, values for road service 30 km/h / 20 mph are applied.

Liquid and salt ballasting

Tyre volume 100%		Water filling (75%)		Water / salt filling (75% / -30°C / -22°F)					
				Water		Salt ($CaCl_2$)		Total weight increase	
l	gal (US)	l	gal (US)	l	gal (US)	kg	lbs	kg	lbs
575	150	430	115	354	94	180	395	534	1 175

Tubes and valves

Valve tubeless	Tube product code	Valve tube-type
TR 618 A	T55395	TR 218 A

Nokian TR Multiplus 600/65R38 – T445414

TL = TUBELESS, may be fitted with or without tube

Product code	Size	LI/SS	Pattern TR	TT/TL	Rim	Permitted rims	Width		Diameter		Loaded static radius		Rolling circumference		Inflation pressure		Load capacity kg/lbs						Tread depth	
							mm	in	mm	in	mm	in	mm	in	kPa	psi	30 km/h	20 mph	40 km/h	25 mph	50 km/h	30 mph	mm	32 nds in
T445414	600/65R38	159 A8/156 B	Multiplus	TL	DW18L	W16L,W18L, DW20B	575	22.6	1 753	69.0	809	31.9	5 290	208.3	240	35	4 680	10 320	4 375	9 645	4 000	8 820	52	66

Load capacity values for forestry use

Inflation pressure[1]		Road Service 50 km/h / 30 mph		Road Service 40 km/h / 25 mph		Road Service 30 km/h / 20 mph		Pull Service in Forest 10 km/h / 5 mph		Field Service[2] 10 km/h / 5 mph	
kPa	psi	kg	lbs	kg	lbs	kg	lbs	kg	lbs	kg	lbs
240	35	4 000	8 820	4 375	9 645	4 680	10 320	5 250	11 575	6 560	14 460
160	23	3 150	6 945	3 450	7 605	3 690	8 135	-	-	5 180	11 420
80	12	2 120	4 675	2 300	5 070	2 460	5 425	-	-	3 450	7 605

1) The maximum tyre inflation pressure in forestry use is 320 kPa / 46 psi without increase in the load values.
2) For field applications with high and sustained torque, values for road service 30 km/h / 20 mph are applied.

Liquid and salt ballasting

Tyre volume 100%		Water filling (75%)		Water / salt filling (75% / -30°C / -22°F)					
				Water		Salt ($CaCl_2$)		Total weight increase	
l	gal (US)	l	gal (US)	l	gal (US)	kg	lbs	kg	lbs
640	170	480	125	394	104	201	445	595	1 310

Tubes and valves

Valve tubeless	Tube product code	Valve tube-type
TR 618 A	T55445	TR218A

Nokian TR Multiplus 650/65R38 – T445415

TL = TUBELESS, may be fitted with or without tube

Product code	Size	LI/SS	Pattern TR	TT/TL	Rim	Permitted rims	Width		Diameter		Loaded static radius		Rolling circumference		Inflation pressure		Load capacity kg/lbs						Tread depth	
							mm	in	mm	in	mm	in	mm	in	kPa	psi	30 km/h	20 mph	40 km/h	25 mph	50 km/h	30 mph	mm	32 nds in
T445415	650/65R38	164 A8/160 B	Multiplus	TL	DW20B	DW18	645	25.4	1 811	71.3	838	33.0	5 485	215.9	240	35	5 350	11 795	5 000	11 025	4 500	9 920	53	67

Load capacity values for forestry use

Inflation pressure[1]		Road Service 50 km/h / 30 mph		Road Service 40 km/h / 25 mph		Road Service 30 km/h / 20 mph		Pull Service in Forest 10 km/h / 5 mph		Field Service[2] 10 km/h / 5 mph	
kPa	psi	kg	lbs	kg	lbs	kg	lbs	kg	lbs	kg	lbs
240	35	4 500	9 920	5 000	11 025	5 350	11 795	6 000	13 230	7 500	16 535
160	23	3 550	7 825	3 875	8 545	4 150	9 150	-	-	5 810	12 810
80	12	2 360	5 205	2 575	5 675	2 760	6 085	-	-	3 860	8 510

1) The maximum tyre inflation pressure in forestry use is 320 kPa / 46 psi without increase in the load values.
2) For field applications with high and sustained torque, values for road service 30 km/h / 20 mph are applied.

Liquid and salt ballasting

Tyre volume 100%		Water filling (75%)		Water / salt filling (75% / -30°C / -22°F)					
				Water		Salt ($CaCl_2$)		Total weight increase	
l	gal (US)	l	gal (US)	l	gal (US)	kg	lbs	kg	lbs
775	205	580	155	477	126	243	535	720	1 585

Tubes and valves

Valve tubeless	Tube product code	Valve tube-type
TR 618 A	-	-

Nokian TR Multiplus – all sizes

TL = TUBELESS, may be fitted with or without tube

Product code	Size	LI/SS	Pattern TR	TT/TL	Rim	Permitted rims	Width		Diameter		Loaded static radius		Rolling circumference		Inflation pressure		Load capacity kg/lbs						Tread depth	
							mm	in	mm	in	mm	in	mm	in	kPa	psi	30 km/h	20 mph	40 km/h	25 mph	50 km/h	30 mph	mm	32 nds in
T445410	500/65R24	142 A8/139 B	Multiplus	TL	W15L	W16L, W14L, W13	480	18.9	1 244	49.0	575	22.6	3 735	147.0	240	35	2 840	6 260	2 650	5 840	2 430	5 355	48	61
T445411	500/65R28	144 A8/141 B	Multiplus	TL	W15L	W16L, W14L, W13	480	18.9	1 347	53.0	622	24.5	4 055	159.6	240	35	3 000	6 615	2 800	6 175	2 575	5 675	48	61
T445412	540/65R28	149 A8/146 B	Multiplus	TL	DW16	W15L, W16L, DW18L, W18L	540	21.3	1 413	55.6	653	25.7	4 254	167.5	240	35	3 480	7 670	3 250	7 165	3 000	6 615	51	64
T445413	600/65R34	157 A8/154 B	Multiplus	TL	DW18L	W16L, W18L, DW20B	575	22.6	1 644	64.7	750	29.5	4 930	194.1	240	35	4 410	9 720	4 125	9 095	3 750	8 265	52	66
T445414	600/65R38	159 A8/156 B	Multiplus	TL	DW18L	W16L,W18L, DW20B	575	22.6	1 753	69.0	809	31.9	5 290	208.3	240	35	4 680	10 320	4 375	9 645	4 000	8 820	52	66
T445415	650/65R38	164 A8/160 B	Multiplus	TL	DW20B	DW18	645	25.4	1 811	71.3	838	33.0	5 485	215.9	240	35	5 350	11 795	5 000	11 025	4 500	9 920	53	67

Ground contact pressure comparison

Ground pressure comparison between different tyre sizes

Both the tyre diameter and width have an important role in determining the size of tyre contact area. In practice the tyre diameter increase has greater effect on machine mobility than the width increase. Due to the variation in operating ground the absolute ground pressure values can be difficult to assess. However the information in this table is useful when comparing the relative performance of different tyres.

Contact area and ground pressure at different tyre loads. Soft soil.

Size		600/50-22.5		710/40-22.5		710/40-24.5		500/60-26.5		600/55-26.5		650/60-26.5		650/65-26.5		710/45-26.5		750/55-26.5	
		mm	in	mm	in	mm	in	mm	in	mm	in	mm	in	mm	in	mm	in	mm	in
Diameter		1 171	46.1	1 171	46.1	1 230	48.4	1 273	50.1	1 340	52.8	1 485	58.5	1 485	58.5	1 340	52.8	1 485	58.5
Width		601	23.7	710	28.0	710	28.0	503	19.8	601	23.7	650	25.6	650	25.6	710	28.0	750	29.5
Contact area *)		cm2	in2	cm2	in2	cm2	in2	cm2	in2	cm2	in2	cm2	in2	cm2	in2	cm2	in2	cm2	in2
		3 520	545.565	4 160	644.758	4 370	677.306	3 200	495.968	4 030	624.610	4 830	748.602	4 830	748.602	4 760	737.752	5 570	863.294
Load		Ground pressure		Ground pressure		Ground pressure		Ground pressure		Ground pressure		Ground pressure		Ground pressure		Ground pressure		Ground pressure	
kg	lbs	kg/cm²	lbs/in²	kg/cm²	lbs/in²	kg/cm²	lbs/in²	kg/cm²	lbs/in²	kg/cm²	lbs/in²	kg/cm²	lbs/in²	kg/cm²	lbs/in²	kg/cm²	lbs/in²	kg/cm²	lbs/in²
500	1 100	0.14	2.02	0.12	1.71	0.11	1.62	0.16	2.22	0.12	1.76	0.10	1.47	0.10	1.47	0.11	1.49	0.09	1.27
1 000	2 205	0.28	4.04	0.24	3.42	0.23	3.26	0.31	4.45	0.25	3.53	0.21	2.95	0.21	2.95	0.21	2.99	0.18	2.55
1 500	3 305	0.43	6.06	0.36	5.13	0.34	4.88	0.47	6.66	0.37	5.29	0.31	4.41	0.31	4.41	0.32	4.48	0.27	3.83
2 000	4 410	0.57	8.08	0.48	6.84	0.46	6.51	0.63	8.89	0.50	7.06	0.41	5.89	0.41	5.89	0.42	5.98	0.36	5.11
2 500	5 510	0.71	10.10	0.60	8.55	0.57	8.14	0.78	11.11	0.62	8.82	0.52	7.36	0.52	7.36	0.53	7.47	0.45	6.38
3 000	6 615	0.85	12.13	0.72	10.26	0.69	9.77	0.94	13.34	0.74	10.59	0.62	8.84	0.62	8.84	0.63	8.97	0.54	7.66
3 500	7 715	0.99	14.14	0.84	11.97	0.80	11.39	1.09	15.56	0.87	12.35	0.72	10.31	0.72	10.31	0.74	10.46	0.63	8.94
4 000	8 820	1.14	16.17	0.96	13.68	0.92	13.02	1.25	17.78	0.99	14.12	0.83	11.78	0.83	11.78	0.84	11.96	0.72	10.22
4 500	9 920	1.28	18.18	1.08	15.39	1.03	14.65			1.12	15.88	0.93	13.25	0.93	13.25	0.95	13.45	0.81	11.49
5 000	11 025	1.42	20.21			1.14	16.28			1.24	17.65	1.04	14.73	1.04	14.73	1.05	14.94	0.90	12.77
5 500	12 125	1.56	22.22			1.26	17.90			1.36	19.41	1.14	16.20	1.14	16.20	1.16	16.44	0.99	14.05
6 000	13 230					1.37	19.53			1.49	21.18	1.24	17.67	1.24	17.67	1.26	17.93	1.08	15.33
6 500	14 330									1.61	22.94	1.35	19.14	1.35	19.14	1.37	19.42	1.17	16.60
7 000	15 430											1.45	20.61	1.45	20.61	1.47	20.91	1.26	17.87
7 500	16 535											1.55	22.09	1.55	22.09	1.58	22.41	1.35	19.15
8 000	17 635											1.66	23.56	1.66	23.56			1.44	20.43
8 500	18 740													1.76	25.03			1.53	21.71
9 000	19 840																	1.62	22.98
9 500	20 945																	1.71	24.26
10 000	22 045																	1.80	25.54

*) Contact area calculated by using a formula by the Swedish Forestry Research Institute (Skogsarbeten).

Ground contact pressure comparison

Contact area and ground pressure at different tyre loads. Soft soil.

Size		780/55-26.5		800/50R26.5		710/55-28.5		780/50-28.5		800/40-26.5		600/65-34		700/55-34		700/70-34		23.1-26		28L-26		30.5L-32		620/75-26	
		mm	in	mm	in	mm	in	mm	in	mm	in	mm	in	mm	in	mm	in	mm	in	mm	in	mm	in	mm	in
Diameter		1 485	58.5	1 485	58.5	1 525	60.0	1 525	60.0	1 340	52.8	1 644	64.7	1 485	58.5	1 844	72.6	1 632	64.3	1 644	64.7	1 857	73.1	1 590	62.6
Width		780	30.7	800	31.5	710	28.0	780	30.7	800	31.5	600	23.6	700	27.6	700	27.6	587	23.1	714	28.1	775	30.5	625	24.6
Contact area *)		cm2	in2	cm2	in2	cm2	in2	cm2	in2	cm2	in2	cm2	in2	cm2	in2	cm2	in2	cm2	in2	cm2	in2	cm2	in2	cm2	in2
		5 790	897.392	5 940	920.6406	5 410	838.4959	5 950	922.1905	5 360	830.7464	4 930	764.101	5 200	805.948	6 450	999.686	4 790	742.402	5 870	909.791	7 200	1 115.93	4 970	770.300
Load		Ground pressure		Ground pressure		Ground pressure		Ground pressure		Ground pressure		Ground pressure		Ground pressure		Ground pressure		Ground pressure		Ground pressure		Ground pressure		Ground pressure	
kg	lbs	kg/cm²	lbs/in²	kg/cm²	lbs/in²	kg/cm²	lbs/in²	kg/cm²	lbs/in²	kg/cm²	lbs/in²	kg/cm²	lbs/in²	kg/cm²	lbs/in²	kg/cm²	lbs/in²	kg/cm²	lbs/in²	kg/cm²	lbs/in²	kg/cm²	lbs/in²	kg/cm²	lbs/in²
500	1 100	0.09	1.23	0.08	1.19	0.09	1.31	0.08	1.19	0.09	1.32	0.10	1.44	0.10	1.36	0.08	1.10	0.14	2.02	0.12	1.71	0.11	1.62	0.16	2.22
1 000	2 205	0.17	2.46	0.17	2.40	0.18	2.63	0.17	2.39	0.19	2.65	0.20	2.89	0.19	2.74	0.16	2.21	0.28	4.04	0.24	3.42	0.23	3.26	0.31	4.45
1 500	3 305	0.26	3.68	0.25	3.59	0.28	3.94	0.25	3.58	0.28	3.98	0.30	4.33	0.29	4.10	0.23	3.31	0.43	6.06	0.36	5.13	0.34	4.88	0.47	6.66
2 000	4 410	0.35	4.91	0.34	4.79	0.37	5.26	0.34	4.78	0.37	5.31	0.41	5.77	0.38	5.47	0.31	4.41	0.57	8.08	0.48	6.84	0.46	6.51	0.63	8.89
2 500	5 510	0.43	6.14	0.42	5.98	0.46	6.57	0.42	5.97	0.47	6.63	0.51	7.21	0.48	6.84	0.39	5.51	0.71	10.10	0.60	8.55	0.57	8.14	0.78	11.11
3 000	6 615	0.52	7.37	0.51	7.19	0.55	7.89	0.50	7.17	0.56	7.96	0.61	8.66	0.58	8.21	0.47	6.62	0.85	12.13	0.72	10.26	0.69	9.77	0.94	13.34
3 500	7 715	0.60	8.60	0.59	8.38	0.65	9.20	0.59	8.37	0.65	9.29	0.71	10.10	0.67	9.57	0.54	7.72	0.99	14.14	0.84	11.97	0.80	11.39	1.09	15.56
4 000	8 820	0.69	9.83	0.67	9.58	0.74	10.52	0.67	9.56	0.75	10.62	0.81	11.54	0.77	10.94	0.62	8.82	1.14	16.17	0.96	13.68	0.92	13.02	1.25	17.78
4 500	9 920	0.78	11.05	0.76	10.78	0.83	11.83	0.76	10.76	0.84	11.94	0.91	12.98	0.87	12.31	0.70	9.92	1.28	18.18	1.08	15.39	1.03	14.65	1.41	20.00
5 000	11 025	0.86	12.29	0.84	11.98	0.92	13.15	0.84	11.96	0.93	13.27	1.01	14.43	0.96	13.68	0.78	11.03	1.42	20.21	1.20	17.10	1.14	16.28	1.56	22.23
5 500	12 125	0.95	13.51	0.93	13.17	1.02	14.46	0.92	13.15	1.03	14.60			1.06	15.04	0.85	12.13	1.56	22.22	1.32	18.81	1.26	17.90	1.72	24.45
6 000	13 230	1.04	14.74	1.01	14.37	1.11	15.78	1.01	14.35	1.12	15.93			1.15	16.42	0.93	13.23	1.70	24.25	1.44	20.52	1.37	19.53		
6 500	14 330	1.12	15.97	1.09	15.57	1.20	17.09	1.09	15.54	1.21	17.25					1.01	14.33					1.49	21.16		
7 000	15 430	1.21	17.19	1.18	16.76	1.29	18.40	1.18	16.73							1.09	15.43					1.60	22.78		
7 500	16 535	1.30	18.43	1.26	17.96	1.39	19.72	1.26	17.93													1.72	24.41		
8 000	17 635	1.38	19.65	1.35	19.16	1.48	21.03	1.34	19.12													1.83	26.04		
8 500	18 740	1.47	20.88	1.43	20.36	1.57	22.35	1.43	20.32																
9 000	19 840	1.55	22.11	1.52	21.55	1.66	23.66	1.51	21.51																
9 500	20 945	1.64	23.34	1.60	22.75	1.76	24.98	1.60	22.71																
10 000	22 045	1.73	24.57	1.68	23.95	1.85	26.29	1.68	23.91																

*) Contact area calculated by using a formula by the Swedish Forestry Research Institute (Skogsarbeten).

Ground contact pressure comparison

Contact area and ground pressure at different tyre loads. Soft soil.

Size		500/70-28		540/70-30		600/70-38		650/75-38		16.9-28		16.9-30		16.9-34		18.4-34		18.4-38		20.8-38	
		mm	in	mm	in	mm	in	mm	in	mm	in	mm	in	mm	in	mm	in	mm	in	mm	in
Diameter		1 405	55.3	1 515	59.6	1 820	71.7	1 965	77.4	1 435	56.5	1 485	58.5	1 585	62.4	1 650	65.0	1 750	68.9	1 840	72.4
Width		503	19.8	540	21.3	611	24.1	650	25.6	429	16.9	429	16.9	429	16.9	467	18.4	467	18.4	528	20.8
Contact area *)		cm2	in2	cm2	in2	cm2	in2	cm2	in2	cm2	in2	cm2	in2	cm2	in2	cm2	in2	cm2	in2	cm2	in2
		3 530	547.115	4 090	633.909	5 560	861.744	6 390	990.386	3 080	477.369	3 190	494.418	3 400	526.966	3 850	596.712	4 090	633.909	4 860	753.251
Load		Ground pressure		Ground pressure		Ground pressure		Ground pressure		Ground pressure		Ground pressure		Ground pressure		Ground pressure		Ground pressure		Ground pressure	
kg	lbs	kg/cm²	lbs/in²	kg/cm²	lbs/in²	kg/cm²	lbs/in²	kg/cm²	lbs/in²	kg/cm²	lbs/in²	kg/cm²	lbs/in²	kg/cm²	lbs/in²	kg/cm²	lbs/in²	kg/cm²	lbs/in²	kg/cm²	lbs/in²
500	1 100	0.12	1.76	0.10	1.47	0.10	1.47	0.11	1.49	0.09	1.27	0.09	1.23	0.09	1.32	0.10	1.44	0.10	1.36	0.08	1.10
1 000	2 205	0.25	3.53	0.21	2.95	0.21	2.95	0.21	2.99	0.18	2.55	0.17	2.46	0.19	2.65	0.20	2.89	0.19	2.74	0.16	2.21
1 500	3 305	0.37	5.29	0.31	4.41	0.31	4.41	0.32	4.48	0.27	3.83	0.26	3.68	0.28	3.98	0.30	4.33	0.29	4.10	0.23	3.31
2 000	4 410	0.50	7.06	0.41	5.89	0.41	5.89	0.42	5.98	0.36	5.11	0.35	4.91	0.37	5.31	0.41	5.77	0.38	5.47	0.31	4.41
2 500	5 510	0.62	8.82	0.52	7.36	0.52	7.36	0.53	7.47	0.45	6.38	0.43	6.14	0.47	6.63	0.51	7.21	0.48	6.84	0.39	5.51
3 000	6 615	0.74	10.59	0.62	8.84	0.62	8.84	0.63	8.97	0.54	7.66	0.52	7.37	0.56	7.96	0.61	8.66	0.58	8.21	0.47	6.62
3 500	7 715	0.87	12.35	0.72	10.31	0.72	10.31	0.74	10.46	0.63	8.94	0.60	8.60	0.65	9.29	0.71	10.10	0.67	9.57	0.54	7.72
4 000	8 820	0.99	14.12	0.83	11.78	0.83	11.78	0.84	11.96					0.75	10.62	0.81	11.54	0.77	10.94	0.62	8.82
4 500	9 920			0.93	13.25	0.93	13.25	0.95	13.45							0.91	12.98	0.87	12.31	0.70	9.92
5 000	11 025					1.04	14.73	1.05	14.94											0.78	11.03
5 500	12 125					1.14	16.20	1.16	16.44											0.85	12.13
6 000	13 230					1.24	17.67	1.26	17.93												
6 500	14 330					1.35	19.14	1.37	19.42												
7 000	15 430							1.47	20.91												
7 500	16 535																				
8 000	17 635																				
8 500	18 740																				
9 000	19 840																				
9 500	20 945																				

*) Contact area calculated by using a formula by the Swedish Forestry Research Institute (Skogsarbeten).

Nokian Logger King LS-2

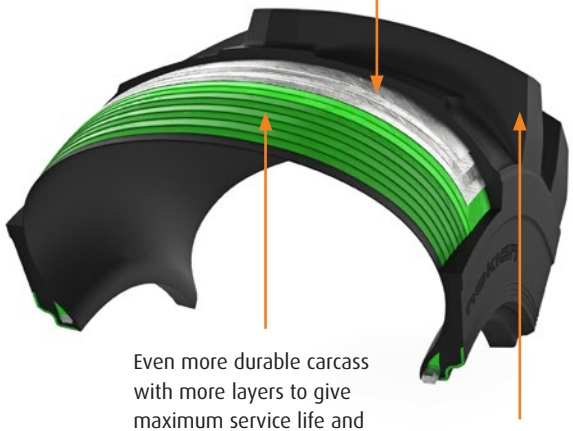

Skidder tyre for the hardest conditions and the biggest machinery

Nokian Logger King has more than enough rubber and steel to take the beating and stabbing of the heaviest skidder use – day after day. But it also features some clever design and new rubber compound to maximize the grip, durability and self cleaning properties. Rugged but clever, Nokian Logger King offers more grip and longer service life in the extreme conditions.

- Steel breakers for extreme puncture resistance (including the shoulder area)
- Ultra-durable, high-strength multilayer textile carcass
- Special rubber compound designed for forestry use
- Unique single wire bead construction for easier on-site assembly and even rim flange loading
- Special bead rubber compound minimizes the possibility of rim slip
- Extreme-version designed for hardest conditions and for the biggest machines
- Extra layers of steel fortification under the tread against punctures
- Even more durable carcass with more layers to give maximum service life and minimum downtime
- Special design rubber compound to hardest and extreme cold conditions

Sizes

* Extreme version

- **Nokian Logger King LS-2 23.1-26 16PR – T445616**
- **Nokian Logger King LS-2 28L-26 20PR – T445615**
- **Nokian Logger King LS-2 24.5-32 20PR – T445614**
- **Nokian Logger King LS-2 30.5L-32 20PR – T445621**
- **Nokian Logger King LS-2 30.5L-32* 26PR – T445613**
- **Nokian Logger King LS-2 35.5L-32* 26PR – T445620**

Nokian Logger King LS-2 23.1-26 16PR – T445616

SF = STEEL FORTIFIED TL = TUBELESS, may be fitted with or without tube

Product code	Size	PR	LI	Pattern Logger King	Steel fortified	TT/TL	Recommended rim	Width		Diameter		Loaded static radius		Rolling circumference		20 mph / 30 km/h				5 mph / 10 km/h				Tread depth		Tread depth measured on top of tie-bar	
																Load capacity*		Inflation pressure		Load capacity*		Inflation pressure					
								mm	in	mm	in	mm	in	mm	in	kg	lbs	kPa	psi	kg	lbs	kPa	psi	mm	32 nds in	mm	32 nds in
T445616	23.1-26	16	160 A6	LS-2	SF	TL	DW20B	587	23.1	1 632	64.3	734	28.9	4 863	191.5	4 500	9 900	240	35	6 300	13 900	280	40	54	68	47	59

* Calculation based on TRA standard Minimum inflation pressure 20 psi / 140 kPa

Load capacity values at different speeds and pressures

Log Skidder Drive wheel (other than on Cable or Grapple skidder)										Log Skidder Drive Wheel for Cable and Grapple Skidders			
Inflation Pressure		Transport Service		Transport Service*		Transport Service		Transport Service		Inflation Pressure		Forestry Service	
		25 mph	40 km/h	20 mph	30 km/h	15 mph	25 km/h	5 mph	10 km/h			5 mph	10 km/h
psi	kPa	lbs	kg	lbs	kg	lbs	kg	lbs	kg	psi	kPa	lbs	kg
20	140	6 450	2 950	7 150	3 250	7 870	3 550	8 580	3 900	25	170	10 000	4 550
25	170	7 450	3 400	8 250	3 750	9 080	4 100	9 900	4 500	30	210	11 600	5 250
30	210	8 200	3 700	9 100	4 150	10 010	4 550	10 920	4 950	35	240	12 700	5 750
35	240	8 900	4 050	9 900	4 500	10 890	4 950	11 880	5 400	40	280	13 900	6 300

Calculation based on TRA standard.
*In logging and forestry service max operating speed 20 mph / 30 km/h and load values in above table are valid.

Liquid and salt ballasting

Tyre volume 100%		Water filling (75%)		Water / salt filling (75% / -30°C / -22°F)					
				Water		Salt ($CaCl_2$)		Total weight increase	
l	gal (US)	l	gal (US)	l	gal (US)	kg	lbs	kg	lbs
640	170	480	125	394	104	201	445	595	1 310

Maximum inflation pressure 40 psi / 280 kPa.

Tubes and valves

Tube product code	Valve tube-type
T55102	TR 218 A

Nokian Logger King LS-2 28L-26 20PR – T445615

SF = STEEL FORTIFIED TL = TUBELESS, may be fitted with or without tube

Product code	Size	PR	LI	Pattern Logger King	Steel fortified	TT/TL	Recommended rim	Width		Diameter		Loaded static radius		Rolling circumference		20 mph / 30 km/h				5 mph / 10 km/h				Tread depth		Tread depth measured on top of tie-bar	
																Load capacity*		Inflation pressure		Load capacity*		Inflation pressure					
								mm	in	mm	in	mm	in	mm	in	kg	lbs	kPa	psi	kg	lbs	kPa	psi	mm	32 nds in	mm	32 nds in
T445615	28L-26	20	165 A6	LS-2	SF	TL	DW25B	714	28.1	1 644	64.7	737	29	4 932	194.2	5 150	11 400	240	35	7 250	16 000	280	40	58	73	51	64

* Calculation based on TRA standard Minimum inflation pressure 20 psi / 140 kPa

Load capacity values at different speeds and pressures

Log Skidder Drive wheel (other than on Cable or Grapple skidder)										Log Skidder Drive Wheel for Cable and Grapple Skidders			
Inflation Pressure		Transport Service		Transport Service*		Transport Service		Transport Service		Inflation Pressure		Forestry Service	
		25 mph	40 km/h	20 mph	30 km/h	15 mph	25 km/h	5 mph	10 km/h			5 mph	10 km/h
psi	kPa	lbs	kg	lbs	kg	lbs	kg	lbs	kg	psi	kPa	lbs	kg
20	140	7 450	3 400	8 250	3 750	9 080	4 100	9 900	4 500	25	170	11 600	5 250
25	170	8 400	3 800	9 350	4 250	10 290	4 650	11 220	5 100	30	210	13 100	5 950
30	210	9 450	4 300	10 500	4 750	11 550	5 250	12 600	5 700	35	240	14 700	6 650
35	240	10 250	4 650	11 400	5 150	12 540	5 700	13 680	6 200	40	280	16 000	7 250

Calculation based on TRA standard.
*In logging and forestry service max operating speed 20 mph / 30 km/h and load values in above table are valid.

Liquid and salt ballasting

Tyre volume 100%		Water filling (75%)		Water / salt filling (75% / -30°C / -22°F)					
				Water		Salt ($CaCl_2$)		Total weight increase	
l	gal (US)	l	gal (US)	l	gal (US)	kg	lbs	kg	lbs
780	205	585	155	480	127	245	540	725	1 600

Maximum inflation pressure 40 psi / 280 kPa.

Tubes and valves

Tube product code	Valve tube-type
T55101	TR 218 A

Nokian Logger King LS-2 24.5-32 20PR – T445614

SF = STEEL FORTIFIED TL = TUBELESS, may be fitted with or without tube

Product code	Size	PR	LI	Pattern Logger King	Steel fortified	TT/TL	Recommended rim	Width		Diameter		Loaded static radius		Rolling circumference		20 mph / 30 km/h Load capacity*		20 mph / 30 km/h Inflation pressure		5 mph / 10 km/h Load capacity*		5 mph / 10 km/h Inflation pressure		Tread depth		Tread depth measured on top of tie-bar	
								mm	in	mm	in	mm	in	mm	in	kg	lbs	kPa	psi	kg	lbs	kPa	psi	mm	32 nds in	mm	32 nds in
T445614	24.5-32	20	169 A6	LS-2	SF	TL	DH 21	622	24.5	1 831	72.1	829	32.6	5 454	214.7	5 850	12 900	280	40	8 200	18 100	310	45	58	73	51	64

* Calculation based on TRA standard Minimum inflation pressure 20 psi / 140 kPa

Load capacity values at different speeds and pressures

Log Skidder Drive wheel (other than on Cable or Grapple skidder)										Log Skidder Drive Wheel for Cable and Grapple Skidders			
Inflation Pressure		Transport Service		Transport Service*		Transport Service		Transport Service		Inflation Pressure		Forestry Service	
		25 mph	40 km/h	20 mph	30 km/h	15 mph	25 km/h	5 mph	10 km/h			5 mph	10 km/h
psi	kPa	lbs	kg	lbs	kg	lbs	kg	lbs	kg	psi	kPa	lbs	kg
20	140	7 900	3 600	8 800	4 000	9 680	4 400	10 560	4 800	25	170	12 300	5 600
25	170	8 900	4 050	9 900	4 500	10 890	4 950	11 880	5 400	30	210	13 900	6 300
30	210	9 900	4 500	11 000	5 000	12 100	5 500	13 200	6 000	35	240	15 400	7 000
35	240	10 800	4 900	12 000	5 450	13 200	6 000	14 400	6 550	40	280	16 800	7 600
40	275	11 600	5 250	12 900	5 850	14 190	6 450	15 480	7 000	45	310	18 100	8 200

Calculation based on TRA standard.
*In logging and forestry service max operating speed 20 mph / 30 km/h and load values in above table are valid.

Liquid and salt ballasting

Tyre volume 100%		Water filling (75%)		Water / salt filling (75% / -30°C / -22°F)					
				Water		Salt ($CaCl_2$)		Total weight increase	
l	gal (US)	l	gal (US)	l	gal (US)	kg	lbs	kg	lbs
820	215	615	160	505	133	257	565	762	1 680

Maximum inflation pressure 45 psi / 310 kPa.

Tubes and valves

Tube product code	Valve tube-type
T55393	TR 218 A

Nokian Logger King LS-2 30.5L-32 20PR – T445621

SF = STEEL FORTIFIED TL = TUBELESS, may be fitted with or without tube

Product code	Size	PR	LI	Pattern Logger King	Steel fortified	TT/TL	Recommended rim	Width		Diameter		Loaded static radius		Rolling circumference		20 mph / 30 km/h Load capacity*		20 mph / 30 km/h Inflation pressure		5 mph / 10 km/h Load capacity*		5 mph / 10 km/h Inflation pressure		Tread depth		Tread depth measured on top of tie-bar	
								mm	in	mm	in	mm	in	mm	in	kg	lbs	kPa	psi	kg	lbs	kPa	psi	mm	32 nds in	mm	32 nds in
T445621	30.5L-32	20	170 A6	LS-2	SF	TL	DH 27	775	30.5	1 847	72.7	834	32.8	5 529	217.7	6 000	13 200	210	30	8 400	18 500	240	35	67	85	60	76

* Calculation based on TRA standard Minimum inflation pressure 20 psi / 140 kPa

Load capacity values at different speeds and pressures

Log Skidder Drive wheel (other than on Cable or Grapple skidder)										Log Skidder Drive Wheel for Cable and Grapple Skidders			
Inflation Pressure		Transport Service		Transport Service*		Transport Service		Transport Service		Inflation Pressure		Forestry Service	
		25 mph	40 km/h	20 mph	30 km/h	15 mph	25 km/h	5 mph	10 km/h			5 mph	10 km/h
psi	kPa	lbs	kg	lbs	kg	lbs	kg	lbs	kg	psi	kPa	lbs	kg
20	140	9 450	4 300	10 500	4 750	11 550	5 250	12 600	5 700	25	170	14 700	6 650
25	170	10 550	4 800	11 700	5 300	12 870	5 850	14 040	6 350	30	210	16 400	7 450
30	210	11 900	5 400	13 200	6 000	14 520	6 600	15 840	7 200	35	240	18 500	8 400

Calculation based on TRA standard.
*In logging and forestry service max operating speed 20 mph / 30 km/h and load values in above table are valid.

Liquid and salt ballasting

Tyre volume 100%		Water filling (75%)		Water / salt filling (75% / -30°C / -22°F)					
				Water		Salt ($CaCl_2$)		Total weight increase	
l	gal (US)	l	gal (US)	l	gal (US)	kg	lbs	kg	lbs
1 040	275	780	205	640	169	326	720	966	2 130

Maximum inflation pressure 35 psi / 240 kPa.

Tubes and valves

Tube product code	Valve tube-type
T55388	TR 218 A

Nokian Logger King LS-2 30.5L-32* 26PR – T445613

SF = STEEL FORTIFIED TL = TUBELESS, may be fitted with or without tube

Product code	Size	PR	LI	Pattern Logger King	Steel fortified	TT/TL	Recommended rim	Width		Diameter		Loaded static radius		Rolling circumference		20 mph / 30 km/h				5 mph / 10 km/h				Tread depth		Tread depth measured on top of tie-bar	
																Load capacity**		Inflation pressure		Load capacity**		Inflation pressure					
								mm	in	mm	in	mm	in	mm	in	kg	lbs	kPa	psi	kg	lbs	kPa	psi	mm	32 nds in	mm	32 nds in
T445613	30.5L-32*	26	176 A6	LS-2	SF	TL	DH 27	775	30.5	1 847	72.7	829	32.6	5 523	217.4	7 100	15 700	280	40	10 000	22 000	310	45	67	85	60	76

* Extreme version ** Calculation based on TRA standard Minimum inflation pressure 20 psi / 140 kPa

Load capacity values at different speeds and pressures

Log Skidder Drive wheel (other than on Cable or Grapple skidder)										Log Skidder Drive Wheel for Cable and Grapple Skidders			
Inflation Pressure		Transport Service		Transport Service*		Transport Service		Transport Service		Inflation Pressure		Forestry Service	
		25 mph	40 km/h	20 mph	30 km/h	15 mph	25 km/h	5 mph	10 km/h			5 mph	10 km/h
psi	kPa	lbs	kg	lbs	kg	lbs	kg	lbs	kg	psi	kPa	lbs	kg
20	140	9 450	4 300	10 500	4 750	11 550	5 250	12 600	5 700	25	170	14 700	6 650
25	170	10 550	4 800	11 700	5 300	12 870	5 850	14 040	6 350	30	210	16 400	7 450
30	210	11 900	5 400	13 200	6 000	14 520	6 600	15 840	7 200	35	240	18 500	8 400
35	240	12 850	5 850	14 300	6 500	15 730	7 150	17 160	7 800	40	280	20 000	9 050
40	275	14 150	6 400	15 700	7 100	17 270	7 850	18 840	8 550	45	310	22 000	10 000

Calculation based on TRA standard.
*In logging and forestry service max operating speed 20 mph / 30 km/h and load values in above table are valid.

Liquid and salt ballasting

Tyre volume 100%		Water filling (75%)		Water / salt filling (75% / -30°C / -22°F)					
				Water		Salt ($CaCl_2$)		Total weight increase	
l	gal (US)	l	gal (US)	l	gal (US)	kg	lbs	kg	lbs
1 040	275	780	205	640	169	326	720	966	2 130

Maximum inflation pressure 45 psi / 310 kPa.

Tubes and valves

Tube product code	Valve tube-type
T55388	TR 218 A

Nokian Logger King LS-2 35.5L-32* 26PR – T445620

SF = STEEL FORTIFIED TL = TUBELESS, may be fitted with or without tube

Product code	Size	PR	LI	Pattern Logger King	Steel fortified	TT/TL	Recommended rim	Width		Diameter		Loaded static radius		Rolling circumference		20 mph / 30 km/h				5 mph / 10 km/h				Tread depth		Tread depth measured on top of tie-bar	
																Load capacity**		Inflation pressure		Load capacity**		Inflation pressure					
								mm	in	mm	in	mm	in	mm	in	kg	lbs	kPa	psi	kg	lbs	kPa	psi	mm	32 nds in	mm	32 nds in
T445620	35.5L-32*	26	183 A6	LS-2	SF	TL	DH 31	902	35.5	2 011	79.2	901	35.5	6 032	237.5	8 750	19 300	240	35	12 250	27 000	280	40	67	85	60	76

* Extreme version ** Calculation based on TRA standard Minimum inflation pressure 20 psi / 140 kPa

Load capacity values at different speeds and pressures

Log Skidder Drive wheel (other than on Cable or Grapple skidder)										Log Skidder Drive Wheel for Cable and Grapple Skidders			
Inflation Pressure		Transport Service		Transport Service*		Transport Service		Transport Service		Inflation Pressure		Forestry Service	
		25 mph	40 km/h	20 mph	30 km/h	15 mph	25 km/h	5 mph	10 km/h			5 mph	10 km/h
psi	kPa	lbs	kg	lbs	kg	lbs	kg	lbs	kg	psi	kPa	lbs	kg
20	140	12 500	5 650	13 900	6 300	15 290	6 950	16 680	7 550	25	170	19 500	8 850
25	170	14 500	6 600	16 100	7 300	17 710	8 050	19 320	8 750	30	210	22 500	10 200
30	210	15 850	7 200	17 600	8 000	19 360	8 800	21 120	9 600	35	240	24 600	11 150
35	240	17 350	7 850	19 300	8 750	21 230	9 650	23 160	10 500	40	280	27 000	12 250

Calculation based on TRA standard.
*In logging and forestry service max operating speed 20 mph / 30 km/h and load values in above table are valid.

Liquid and salt ballasting

Tyre volume 100%		Water filling (75%)		Water / salt filling (75% / -30°C / -22°F)					
				Water		Salt ($CaCl_2$)		Total weight increase	
l	gal (US)	l	gal (US)	l	gal (US)	kg	lbs	kg	lbs
1 490	395	1 120	295	917	242	467	1 030	1 384	3 050

Maximum inflation pressure 40 psi / 280 kPa.

Tubes and valves

Tube product code	Valve tube-type
T55879	TR 218 A

Nokian Logger King LS-2 – all sizes

SF = STEEL FORTIFIED TL = TUBELESS, may be fitted with or without tube

Product code	Size	PR	LI	Pattern Logger King	Steel fortified	TT/TL	Recommended rim	Width		Diameter		Loaded static radius		Rolling circumference		20 mph / 30 km/h				5 mph / 10 km/h				Tread depth		Tread depth measured on top of tie-bar	
																Load capacity**		Inflation pressure		Load capacity**		Inflation pressure					
								mm	in	mm	in	mm	in	mm	in	kg	lbs	kPa	psi	kg	lbs	kPa	psi	mm	32 nds in	mm	32 nds in
T445616	23.1-26	16	160 A6	LS-2	SF	TL	DW20B	587	23.1	1 632	64.3	734	28.9	4 863	191.5	4 500	9 900	240	35	6 300	13 900	280	40	54	68	47	59
T445615	28L-26	20	165 A6	LS-2	SF	TL	DW25B	714	28.1	1 644	64.7	737	29	4 932	194.2	5 150	11 400	240	35	7 250	16 000	280	40	58	73	51	64
T445614	24.5-32	20	169 A6	LS-2	SF	TL	DH 21	622	24.5	1 831	72.1	829	32.6	5 454	214.7	5 850	12 900	280	40	8 200	18 100	310	45	58	73	51	64
T445621	30.5L-32	20	170 A6	LS-2	SF	TL	DH 27	775	30.5	1 847	72.7	834	32.8	5 529	217.7	6 000	13 200	210	30	8 400	18 500	240	35	67	85	60	76
T445613	30.5L-32*	26	176 A6	LS-2	SF	TL	DH 27	775	30.5	1 847	72.7	829	32.6	5 523	217.4	7 100	15 700	280	40	10 000	22 000	310	45	67	85	60	76
T445620	35.5L-32*	26	183 A6	LS-2	SF	TL	DH 31	902	35.5	2 011	79.2	901	35.5	6 032	237.5	8 750	19 300	240	35	12 250	27 000	280	40	67	85	60	76

* Extreme version

** Calculation based on TRA standard

Minimum inflation pressure 20 psi / 140 kPa

Nokian Forest King TRS LS-2

Nokian Forest King TRS LS-2

A forestry machine traction tyre with a strong traction bar and excellent grip. Well-cleaning, open-centre tread design. Durable special rubber compound and efficient steel fortification.

- Tyres for log skidders, wide tread with high traction lugs
- Special cut and crack resistant compound
- Steel fortification against punctures

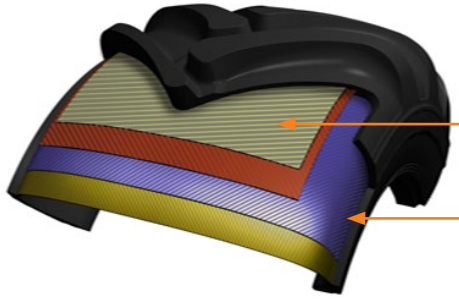

Diagonal Forestry Tyre

- The tyre carcass is protected by steel fortification (SF).
- Multiple ply cords are laid at alternate angles substantially less than 90° to the centerline of the tread.

Nokian Forest King TRS tread depth measuring point on top of tie-bar

Sizes

- Nokian Forest King TRS LS-2 23.1-26 16PR – T486510
- Nokian Forest King TRS LS-2 28L-26 16PR – T445248
- Nokian Forest King TRS LS-2 28L-26 26PR – T445516
- Nokian Forest King TRS LS-2 24.5-32 16PR – T486800
- Nokian Forest King TRS LS-2 30.5L-32 18PR – T445373
- Nokian Forest King TRS LS-2 30.5L-32 20PR – T445529
- Nokian Forest King TRS LS-2 30.5L-32 26PR – T445515
- Nokian Forest King TRS LS-2 35.5L-32 26PR – T445539

Nokian Forest King TRS LS-2 23.1-26 16PR – T486510

SF = STEEL FORTIFIED TT = TUBE-TYPE, to be fitted with tube

Product code	Size	PR	Pattern Forest King	Steel fortified	TT/TL	Rim	Width		Diameter		Loaded static radius		Rolling circumference		10 km/h / 5 mph				30 km/h / 20 mph				Total tread depth		Tread depth measured on top of tie-bar	
															Load capacity*		Inflation pressure		Load capacity*		Inflation pressure					
							mm	in	mm	in	mm	in	mm	in	kg	lbs	kPa	psi	kg	lbs	kPa	psi	mm	32 nds in	mm	32 nds in
T486510	23.1-26	16	TRS LS-2	SF	TT	DW20B	587	23.1	1 632	64.3	736	29.0	4 857	191.2	6 300	13 890	280	41	4 500	9 920	240	35	54	68	51	64

*) **Note!** The load capacity of imperial sizes is according to the old method of calculation (STRO).

Liquid and salt ballasting

Tyre volume 100%		Water filling (75%)		Water / salt filling (75% / -30°C / -22°F)					
				Water		Salt ($CaCl_2$)		Total weight increase	
l	gal (US)	l	gal (US)	l	gal (US)	kg	lbs	kg	lbs
655	175	490	130	403	106	205	450	609	1345

Tubes and valves

USE ALWAYS WITH TUBE

Tube product code	Valve tube-type
T55102	TR 218 A

Nokian Forest King TRS LS-2 28L-26 16PR – T445248

SF = STEEL FORTIFIED TT = TUBE-TYPE, to be fitted with tube

Product code	Size	PR	Pattern Forest King	Steel fortified	TT/TL	Rim	Width		Diameter		Loaded static radius		Rolling circumference		10 km/h / 5 mph				30 km/h / 20 mph				Total tread depth		Tread depth measured on top of tie-bar	
															Load capacity*		Inflation pressure		Load capacity*		Inflation pressure					
							mm	in	mm	in	mm	in	mm	in	kg	lbs	kPa	psi	kg	lbs	kPa	psi	mm	32 nds in	mm	32 nds in
T445248	28L-26	16	TRS LS-2	SF	TT	DW25B	714	28.1	1 644	64.7	756	29.8	4 855	191.1	5 900	13 005	220	32	4 530	9 985	190	28	53	67	49	62

*) **Note!** The load capacity of imperial sizes is according to the old method of calculation (STRO).

Liquid and salt ballasting

Tyre volume 100%		Water filling (75%)		Water / salt filling (75% / -30°C / -22°F)					
				Water		Salt ($CaCl_2$)		Total weight increase	
l	gal (US)	l	gal (US)	l	gal (US)	kg	lbs	kg	lbs
800	210	600	160	492	130	251	555	743	1 640

Tubes and valves

USE ALWAYS WITH TUBE

Tube product code	Valve tube-type
T55101	TR 218 A

Nokian Forest King TRS LS-2 28L-26 26PR – T445516

SF = STEEL FORTIFIED TL = TUBELESS, may be fitted with or without tube

Product code	Size	PR	Pattern Forest King	Steel fortified	TT/TL	Rim	Width		Diameter		Loaded static radius		Rolling circumference		10 km/h / 5 mph				30 km/h / 20 mph				Total tread depth		Tread depth measured on top of tie-bar	
															Load capacity*		Inflation pressure		Load capacity*		Inflation pressure					
							mm	in	mm	in	mm	in	mm	in	kg	lbs	kPa	psi	kg	lbs	kPa	psi	mm	32 nds in	mm	32 nds in
T445516	28L-26	26	TRS LS-2	SF	TL	DW25B	714	28.1	1 644	64.7	733	28.9	4 945	194.7	9 200	20 280	400	58	6 550	14 440	340	49	53	67	49	62

*) **Note!** The load capacity of imperial sizes is according to the old method of calculation (STRO).

Liquid and salt ballasting

Tyre volume 100%		Water filling (75%)		Water / salt filling (75% / -30°C / -22°F)					
				Water		Salt ($CaCl_2$)		Total weight increase	
l	gal (US)	l	gal (US)	l	gal (US)	kg	lbs	kg	lbs
800	210	600	160	492	130	251	555	743	1 640

Tubes and valves

Tube product code	Valve tube-type
T55101	TR 218 A

Nokian Forest King TRS LS-2 24.5-32 16PR – T486800

SF = STEEL FORTIFIED TT = TUBE-TYPE, to be fitted with tube

Product code	Size	PR	Pattern Forest King	Steel fortified	TT/TL	Rim	Width		Diameter		Loaded static radius		Rolling circumference		10 km/h / 5 mph				30 km/h / 20 mph				Total tread depth		Tread depth measured on top of tie-bar	
															Load capacity*		Inflation pressure		Load capacity*		Inflation pressure					
							mm	in	mm	in	mm	in	mm	in	kg	lbs	kPa	psi	kg	lbs	kPa	psi	mm	32 nds in	mm	32 nds in
T486800	24.5-32	16	TRS LS-2	SF	TT	DH21	622	24.5	1 831	72.1	825	32.5	5 397	212.5	7 000	15 430	240	35	5 000	11 025	210	30				

*) **Note!** The load capacity of imperial sizes is according to the old method of calculation (STRO).

Liquid and salt ballasting

Tyre volume 100%		Water filling (75%)		Water / salt filling (75% / -30°C / -22°F)					
				Water		Salt ($CaCl_2$)		Total weight increase	
l	gal (US)	l	gal (US)	l	gal (US)	kg	lbs	kg	lbs
835	220	625	165	514	136	262	580	776	1 710

Tubes and valves

Tube product code	Valve tube-type
T55393	TR 218 A

Nokian Forest King TRS LS-2 30.5L-32 18PR – T445373

SF = STEEL FORTIFIED TT = TUBE-TYPE, to be fitted with tube

Product code	Size	PR	Pattern Forest King	Steel fortified	TT/TL	Rim	Width		Diameter		Loaded static radius		Rolling circumference		10 km/h / 5 mph				30 km/h / 20 mph				Total tread depth		Tread depth measured on top of tie-bar	
															Load capacity*		Inflation pressure		Load capacity*		Inflation pressure					
							mm	in	mm	in	mm	in	mm	in	kg	lbs	kPa	psi	kg	lbs	kPa	psi	mm	32 nds in	mm	32 nds in
T445373	30.5L-32	18	TRS LS-2	SF	TT	DH 27	775	30.5	1 857	73.1	839	33.0	5 484	215.9	7 790	17 175	230	33	5 990	13 205	200	29	57	72	54	68

*) **Note!** The load capacity of imperial sizes is according to the old method of calculation (STRO).

Liquid and salt ballasting

Tyre volume 100%		Water filling (75%)		Water / salt filling (75% / -30°C / -22°F)					
				Water		Salt ($CaCl_2$)		Total weight increase	
l	gal (US)	l	gal (US)	l	gal (US)	kg	lbs	kg	lbs
1 090	290	820	215	671	177	342	755	1 013	2 235

Tubes and valves

USE ALWAYS WITH TUBE

Tube product code	Valve tube-type
T55388	TR 218 A

Nokian Forest King TRS LS-2 30.5L-32 20PR – T445529

SF = STEEL FORTIFIED TL = TUBELESS, may be fitted with or without tube

Product code	Size	PR	Pattern Forest King	Steel fortified	TT/TL	Rim	Width		Diameter		Loaded static radius		Rolling circumference		10 km/h / 5 mph				30 km/h / 20 mph				Total tread depth		Tread depth measured on top of tie-bar	
															Load capacity*		Inflation pressure		Load capacity*		Inflation pressure					
							mm	in	mm	in	mm	in	mm	in	kg	lbs	kPa	psi	kg	lbs	kPa	psi	mm	32 nds in	mm	32 nds in
T445529	30.5L-32	20	TRS LS-2	SF	TL	DH 27	795	31.3	1 853	73.0	824	32.4	5 492	216.2	8 400	18 520	240	35	6 000	13 230	210	30	57	72	54	68

*) **Note!** The load capacity of imperial sizes is according to the old method of calculation (STRO).

Liquid and salt ballasting

Tyre volume 100%		Water filling (75%)		Water / salt filling (75% / -30°C / -22°F)					
				Water		Salt ($CaCl_2$)		Total weight increase	
l	gal (US)	l	gal (US)	l	gal (US)	kg	lbs	kg	lbs
1 090	290	820	215	671	177	342	755	1 013	2 235

Tubes and valves

Tube product code	Valve tube-type
T55388	TR 218 A

Nokian Forest King TRS LS-2 30.5L-32 26PR – T445515

SF = STEEL FORTIFIED TL = TUBELESS, may be fitted with or without tube

Product code	Size	PR	Pattern Forest King	Steel fortified	TT/TL	Rim	Width		Diameter		Loaded static radius		Rolling circumference		10 km/h / 5 mph				30 km/h / 20 mph				Total tread depth		Tread depth measured on top of tie-bar	
															Load capacity*		Inflation pressure		Load capacity*		Inflation pressure					
							mm	in	mm	in	mm	in	mm	in	kg	lbs	kPa	psi	kg	lbs	kPa	psi	mm	32 nds in	mm	32 nds in
T445515	30.5L-32	26	TRS LS-2	SF	TL	DH 27	795	31.3	1 853	73.0	823	32.4	5 510	216.9	10 000	22 045	310	45	7 100	15 655	280	41	57	72	54	68

*) **Note!** The load capacity of imperial sizes is according to the old method of calculation (STRO).

Liquid and salt ballasting

Tyre volume 100%		Water filling (75%)		Water / salt filling (75% / -30°C / -22°F)					
				Water		Salt ($CaCl_2$)		Total weight increase	
l	gal (US)	l	gal (US)	l	gal (US)	kg	lbs	kg	lbs
1 090	290	820	215	671	177	342	755	1 013	2 235

Tubes and valves

Tube product code	Valve tube-type
T55388	TR 218 A

Nokian Forest King TRS LS-2 35.5L-32 26PR – T445539

SF = STEEL FORTIFIED TL = TUBELESS, may be fitted with or without tube

Product code	Size	PR	Pattern Forest King	Steel fortified	TT/TL	Rim	Width		Diameter		Loaded static radius		Rolling circumference		10 km/h / 5 mph				30 km/h / 20 mph				Total tread depth		Tread depth measured on top of tie-bar	
															Load capacity*		Inflation pressure		Load capacity*		Inflation pressure					
							mm	in	mm	in	mm	in	mm	in	kg	lbs	kPa	psi	kg	lbs	kPa	psi	mm	32 nds in	mm	32 nds in
T445539	35.5L-32**	26	TRS LS-2	SF	TL	DH 31	902	35.5	2 011	79.2	901	35.5	6 026	237.2	12 150	26 785	280	41	8 750	19 290	240	35	57	72	54	68

*) **Note!** The load capacity of imperial sizes is according to the old method of calculation (STRO).

) **Note! New pattern.

Liquid and salt ballasting

Tyre volume 100%		Water filling (75%)		Water / salt filling (75% / -30°C / -22°F)					
				Water		Salt ($CaCl_2$)		Total weight increase	
l	gal (US)	l	gal (US)	l	gal (US)	kg	lbs	kg	lbs
1 490	395	1 120	295	917	242	467	1 030	1 384	3 050

Tubes and valves

Tube product code	Valve tube-type
For 35.5L-32 Nokian tube not available	

Nokian Forest King TRS LS-2 – all sizes

SF = STEEL FORTIFIED TT = TUBE-TYPE, to be fitted with tube TL = TUBELESS, may be fitted with or without tube

Product code	Size	PR	Pattern Forest King	Steel fortified	TT/TL	Rim	Width		Diameter		Loaded static radius		Rolling circumference		10 km/h / 5 mph				30 km/h / 20 mph				Total tread depth		Tread depth measured on top of tie-bar	
															Load capacity*		Inflation pressure		Load capacity*		Inflation pressure					
							mm	in	mm	in	mm	in	mm	in	kg	lbs	kPa	psi	kg	lbs	kPa	psi	mm	32 nds in	mm	32 nds in
T486510	23.1-26	16	TRS LS-2	SF	TT	DW20B	587	23.1	1 632	64.3	736	29.0	4 857	191.2	6 300	13 890	280	41	4 500	9 920	240	35	54	68	51	64
T445248	28L-26	16	TRS LS-2	SF	TT	DW25B	714	28.1	1 644	64.7	756	29.8	4 855	191.1	5 900	13 005	220	32	4 530	9 985	190	28	53	67	49	62
T445516	28L-26	26	TRS LS-2	SF	TL	DW25B	714	28.1	1 644	64.7	733	28.9	4 945	194.7	9 200	20 280	400	58	6 550	14 440	340	49	53	67	49	62
T486800	24.5-32	16	TRS LS-2	SF	TT	DH21	622	24.5	1 831	72.1	825	32.5	5 397	212.5	7 000	15 430	240	35	5 000	11 025	210	30				
T445373	30.5L-32	18	TRS LS-2	SF	TT	DH 27	775	30.5	1 857	73.1	839	33.0	5 484	215.9	7 790	17 175	230	33	5 990	13 205	200	29	57	72	54	68
T445529	30.5L-32	20	TRS LS-2	SF	TL	DH 27	795	31.3	1 853	73.0	824	32.4	5 492	216.2	8 400	18 520	240	35	6 000	13 230	210	30	57	72	54	68
T445515	30.5L-32	26	TRS LS-2	SF	TL	DH 27	795	31.3	1 853	73.0	823	32.4	5 510	216.9	10 000	22 045	310	45	7 100	15 655	280	41	57	72	54	68
T445539	35.5L-32**	26	TRS LS-2	SF	TL	DH 31	902	35.5	2 011	79.2	901	35.5	6 026	237.2	12 150	26 785	280	41	8 750	19 290	240	35	57	72	54	68

*) **Note!** The load capacity of imperial sizes is according to the old method of calculation (STRO).

) **Note! New pattern.

Agricultural tyres

Tractors and other agricultural machines are getting bigger and also faster in transition driving and other such situations. Consequently, low soil compaction and fuel costs are particular focus areas. In response to the quickly changing demands of farming, we are developing new radial products alongside the traditional cross-ply tyres. Our extensive range of special agricultural tyres provides farmers and the environment with controlled power and gentle efficiency throughout the year, every year.

Contents

Tractor tyres

119
Nokian TRI 2

138
Nokian Hakkapeliitta TRI

139
Nokian TRI 2 Extreme Steel

140
Nokian TR Multiplus

141 **Contact areas on a hard driving surface**
143 **Studs and chains**
145 **Mounting tyres on four wheel drive tractors**

Flotation radial

146
Nokian CT

150
Nokian Country King

159
Nokian ELS Radial

Other products

174
Nokian ELS L-1

176
Nokian Trailer

NOTICE!
Manual may contain technical information also on omitted products.

Nokian TRI 2

Reliable performance all year round

A reliable partner for modern-day farmers and equipment contractors. Excellent grip, high load-bearing capacity and a pleasant driving response. The low rolling resistance efficiently reduces fuel consumption.

- Versatile and environmentally friendly special tyre designed for the needs of modern farming and machine contracting
- Excellent grip, high load-bearing capacity and a pleasant driving response
- Sturdy and fast also on the road (max. 65 km/h / 40 mph)
- Good self-cleaning

Nokian TRI 2 tread depth measuring point on top of tie-bar

Nokian TRI 2

Sizes

- Nokian TRI 2 320/85R28 – T445579
- Nokian TRI 2 250/80R16 – T845495
- Nokian TRI 2 340/80R18 – T445391
- Nokian TRI 2 360/80R20 – T445389
- Nokian TRI 2 300/80R24 – T445419
- Nokian TRI 2 340/80R24 – T445376
- Nokian TRI 2 360/80R24 – T445378
- Nokian TRI 2 400/80R24 – T445372
- Nokian TRI 2 440/80R24 – T445385
- Nokian TRI 2 360/80R28 – T445550
- Nokian TRI 2 400/80R28 – T445383
- Nokian TRI 2 440/80R28 – T445337
- Nokian TRI 2 440/80R30 – T445384
- Nokian TRI 2 480/80R30 – T445386
- Nokian TRI 2 440/80R34 – T445369
- Nokian TRI 2 480/80R34 – T445370
- Nokian TRI 2 480/80R38 – T445377
- Nokian TRI 2 540/80R38 – T445338
- Nokian TRI 2 620/80R42 – T445518
- Nokian TRI 2 270/75R15 – T845538
- Nokian TRI 2 250/75R16 – T845539
- Nokian TRI 2 360/70R20 – T445569
- Nokian TRI 2 500/70R24 – T445467
- Nokian TRI 2 420/65R24 – T445392
- Nokian TRI 2 460/65R24 – T445393
- Nokian TRI 2 540/65R24 – T445420
- Nokian TRI 2 480/65R28 – T445444
- Nokian TRI 2 540/65R28 – T445442
- Nokian TRI 2 540/65R30 – T445371
- Nokian TRI 2 600/65R38 – T445445
- Nokian TRI 2 650/65R38 – T445443
- Nokian TRI 2 650/65R42 – T445390

Size equivalency

Nokian TRI 2 dimension	Standard size
250/80R16	7.5R16
340/80R18	12.5R18
360/80R20	14.5R20
300/80R24	11.2R24
340/80R24	12.4R24
360/80R24	13.6R24
400/80R24	14.9R24
440/80R24	16.9R24
360/80R28	13.6R28
400/80R28	14.9R28
440/80R28	16.9R28
440/80R30	16.9R30
480/80R30	18.4R30
440/80R34	16.9R34
480/80R34	18.4R34
480/80R38	18.4R38
540/80R38	20.8R38
620/80R42	N.A.
270/75R15	N.A.
250/75R16	N.A.
500/70R24	19.5LR24

Notice!
Equivalent sizes can be found only on 80 and 70 series tyres.

Nokian TRI 2 320/85R28 – T445579

1) SB = STEEL BELTED

Product code	Size	LI/SS	Recommended rim	Permitted rims	Width		Diameter		Loaded static radius		Rolling circumference		Speed Radius Index SRI	Maximum inflation pressure		Load capacity kg / lbs								Total tread depth		Tread depth measured on top of tie-bar	
					mm	in	mm	in	mm	in	mm	in		kPa	psi	30 km/h	20 mph	40 km/h	25 mph	50 km/h	30 mph	65 km/h	40 mph	mm	32 nds in	mm	32 nds in
T445579	320/85R28	136 D	DW10	W9, W10, DW11	319	12.6	1 250	49.2	574	22.6	3 782	148.9	600	320	46	2 680	5 910	2 575	5 675	2 430	5 355	2 240	4 940	24	30	19.5	25

Load capacity values at different speeds and pressures

Constant		0.8 bar	12 psi	1.2 bar	17 psi	1.6 bar	23 psi	2.0 bar	29 psi	2.4 bar	35 psi	3.2 bar	46 psi
km/h	mph	kg	lbs	kg	lbs	kg	lbs	kg	lbs	kg	lbs	kg	lbs
0	0	2 190	4 830	2 880	6 350	3 460	7 630	4 140	9 125	4 740	10 450	5 940	13 095
5	2.5	1 380	3 040	1 820	4 010	2 180	4 805	2 610	5 755	2 990	6 590	3 740	8 245
10	5	1 190	2 625	1 570	3 460	1 880	4 145	2 250	4 960	2 580	5 690	3 220	7 100
15	10	1 080	2 380	1 420	3 130	1 700	3 750	2 040	4 495	2 330	5 135	2 910	6 415
20	12.5	1 040	2 295	1 370	3 020	1 640	3 615	1 970	4 345	2 250	4 960	2 810	6 195
25	15	1 010	2 225	1 330	2 930	1 590	3 505	1 910	4 210	2 190	4 830	2 730	6 020
30	20	990	2 185	1 300	2 865	1 560	3 440	1 880	4 145	2 150	4 740	2 680	5 910
35	22.5	970	2 140	1 280	2 820	1 530	3 375	1 840	4 055	2 110	4 650	2 630	5 800
40	25	950	2 095	1 250	2 755	1 500	3 305	1 800	3 970	2 060	4 540	2 575	5 675
45	28	-	-	1 220	2 690	1 460	3 220	1 750	3 860	2 000	4 410	2 500	5 510
50	30	-	-	1 180	2 600	1 410	3 110	1 700	3 750	1 940	4 275	2 430	5 355
65	40	-	-	1 090	2 405	1 320	2 910	1 550	3 415	1 800	3 970	2 240	4 940

Liquid and salt ballasting

Tyre volume 100%		Water filling (75%)		Water / salt filling (75% / -30°C / -22°F)					
				Water		Salt ($CaCl_2$)		Total weight increase	
l	gal (US)	l	gal (US)	l	gal (US)	kg	lbs	kg	lbs
180	48	135	36	111	29	56	125	167	370

Tubes and valves

Valve tubeless	Tube product code	Valve tube-type
TR 618 A	-	-

Nokian TRI 2 250/80R16 – T845495

Product code	Size	LI/SS	Rim	Permitted rims	Width		Diameter		Loaded static radius		Rolling circumference		Speed Radius Index SRI	Maximum inflation pressure		Load capacity kg / lbs								Total tread depth		Tread depth measured on top of tie-bar	
					mm	in	mm	in	mm	in	mm	in		kPa	psi	30 km/h	20 mph	40 km/h	25 mph	50 km/h	30 mph	65 km/h	40 mph	mm	32 nds in	mm	32 nds in
T845495	250/80R16[1])	119 G	W8	W7, 7J, 7.5J, 8J, 8.5J, W9, 9, 9.00, 9J	268	10.6	814	32.0	383	15.1	2 488	98.0	390	450	65	1 820	4 010	1 750	3 860	1 650	3 640	1 550	3 415	17	21	13.5	17

Load capacity values at different speeds and pressures

Constant		0.8 bar	12 psi	1.2 bar	17 psi	1.6 bar	23 psi	2.0 bar	29 psi	2.4 bar	35 psi	3.2 bar	46 psi	4.0 bar	58 psi	4.5 bar	65 psi
km/h	mph	kg	lbs	kg	lbs	kg	lbs	kg	lbs	kg	lbs	kg	lbs	kg	lbs	kg	lbs
0	0	1 120	2 470	1 420	3 130	1 730	3 815	2 070	4 565	2 370	5 225	3 040	6 700	3 680	8 115	4 040	8 905
5	2.5	710	1 565	895	1 975	1 090	2 405	1 310	2 890	1 500	3 305	1 920	4 235	2 320	5 115	2 540	5 600
10	5	610	1 345	770	1 700	940	2 070	1 130	2 490	1 290	2 845	1 650	3 640	2 000	4 410	2 190	4 830
15	10	550	1 215	695	1 530	850	1 875	1 020	2 250	1 170	2 580	1 500	3 305	1 810	3 990	1 980	4 365
20	12.5	535	1 180	670	1 475	820	1 810	985	2 170	1 130	2 490	1 440	3 175	1 750	3 860	1 910	4 210
25	15	520	1 145	655	1 445	795	1 755	955	2 105	1 100	2 425	1 400	3 085	1 700	3 750	1 860	4 100
30	20	510	1 125	640	1 410	780	1 720	940	2 070	1 080	2 380	1 380	3 040	1 670	3 680	1 820	4 010
35	22.5	500	1 100	630	1 390	765	1 685	920	2 030	1 060	2 335	1 650	3 640	1 640	3 615	1 790	3 945
40	25	487	1 075	615	1 355	750	1 655	900	1 985	1 030	2 270	1 320	2 910	1 600	3 525	1 750	3 860
45	28	-	-	600	1 325	730	1 610	875	1 930	1 000	2 205	1 280	2 820	1 560	3 440	1 700	3 750
50	30	-	-	580	1 280	705	1 555	850	1 875	970	2 140	1 250	2 755	1 510	3 330	1 650	3 640
65	40	-	-	545	1 200	650	1 435	775	1 710	900	1 985	1 150	2 535	1 400	3 085	1 550	3 415

Liquid and salt ballasting

Tyre volume 100%		Water filling (75%)		Water / salt filling (75% / -30°C / -22°F)					
				Water		Salt ($CaCl_2$)		Total weight increase	
l	gal (US)	l	gal (US)	l	gal (US)	kg	lbs	kg	lbs
74	20	55	15	46	12	23	50	69	150

Tubes and valves

Valve tubeless	Tube product code	Valve tube-type
TR 413	-	-

Nokian TRI 2 340/80R18 – T445391

1) SB = STEEL BELTED

Product code	Size	LI/SS	Rim	Permitted rims	Width		Diameter		Loaded static radius		Rolling circumference		Speed Radius Index SRI	Maximum inflation pressure		Load capacity kg / lbs								Total tread depth		Tread depth measured on top of tie-bar	
					mm	in	mm	in	mm	in	mm	in		kPa	psi	30 km/h	20 mph	40 km/h	25 mph	50 km/h	30 mph	65 km/h	40 mph	mm	32 nds in	mm	32 nds in
T445391	340/80R18	138 D	11	W10, W11, 12, W12	343	13.5	1 001	39.4	453	17.8	3 010	118.5	475	400	58	2 840	6 260	2 725	6 010	2 570	5 665	2 360	5 205	25	32	20.5	26

Load capacity values at different speeds and pressures

Constant		0.8 bar	12 psi	1.2 bar	17 psi	1.6 bar	23 psi	2.0 bar	29 psi	2.4 bar	35 psi	3.2 bar	46 psi	4.0 bar	58 psi
km/h	mph	kg	lbs	kg	lbs	kg	lbs	kg	lbs	kg	lbs	kg	lbs	kg	lbs
0	0	1 900	4 190	2 440	5 380	2 960	6 525	3 460	7 630	4 040	8 905	5 160	11 375	6 300	13 890
5	2.5	1 200	2 645	1 540	3 395	1 870	4 125	2 180	4 805	2 540	5 600	3 260	7 185	3 960	8 730
10	5	1 040	2 295	1 330	2 930	1 610	3 550	1 880	4 145	2 190	4 830	2 800	6 175	3 420	7 540
15	10	935	2 060	1 200	2 645	1 460	3 220	1 700	3 750	1 980	4 365	2 540	5 600	3 080	6 790
20	12.5	900	1 985	1 160	2 555	1 410	3 110	1 640	3 615	1 910	4 210	2 450	5 400	2 970	6 550
25	15	875	1 930	1 130	2 490	1 370	3 020	1 590	3 505	1 860	4 100	2 380	5 245	2 890	6 370
30	20	860	1 895	1 110	2 445	1 340	2 955	1 560	3 440	1 820	4 010	2 330	5 135	2 840	6 260
35	22.5	845	1 865	1 090	2 405	1 320	2 910	1 530	3 375	1 790	3 945	2 290	5 050	2 780	6 130
40	25	825	1 820	1 060	2 335	1 285	2 835	1 500	3 305	1 750	3 860	2 240	4 940	2 725	6 010
45	28	-	-	1 030	2 270	1 250	2 755	1 460	3 220	1 700	3 750	2 180	4 805	2 650	5 840
50	30	-	-	1 000	2 205	1 210	2 670	1 410	3 110	1 650	3 640	2 110	4 650	2 570	5 665
65	40	-	-	925	2 040	1 120	2 470	1 320	2 910	1 550	3 415	1 950	4 300	2 360	5 205

Liquid and salt ballasting

Tyre volume 100%		Water filling (75%)		Water / salt filling (75% / -30°C / -22°F)					
				Water		Salt ($CaCl_2$)		Total weight increase	
l	gal (US)	l	gal (US)	l	gal (US)	kg	lbs	kg	lbs
145	38	110	29	89	24	45	100	135	300

Tubes and valves

Valve tubeless	Tube product code	Valve tube-type
TR 618 A	-	-

Nokian TRI 2 360/80R20 – T445389

Product code	Size	LI/SS	Rim	Permitted rims	Width		Diameter		Loaded static radius		Rolling circumference		Speed Radius Index SRI	Maximum inflation pressure		Load capacity kg / lbs								Total tread depth		Tread depth measured on top of tie-bar	
					mm	in	mm	in	mm	in	mm	in		kPa	psi	30 km/h	20 mph	40 km/h	25 mph	50 km/h	30 mph	65 km/h	40 mph	mm	32 nds in	mm	32 nds in
T445389	360/80R20	143 D	11	W10, W11, 12, W12	357	14.1	1 092	43.0	495	19.5	3 280	129.1	500	400	58	3 200	7 055	3 075	6 780	2 900	6 395	2 725	6 010	26	33	21.5	27

Load capacity values at different speeds and pressures

Constant		0.8 bar	12 psi	1.2 bar	17 psi	1.6 bar	23 psi	2.0 bar	29 psi	2.4 bar	35 psi	3.2 bar	46 psi	4.0 bar	58 psi
km/h	mph	kg	lbs	kg	lbs	kg	lbs	kg	lbs	kg	lbs	kg	lbs	kg	lbs
0	0	2 190	4 830	2 800	6 175	3 460	7 630	4 040	8 905	4 600	10 140	5 940	13 095	7 100	15 655
5	2.5	1 380	3 040	1 770	3 900	2 180	4 805	2 540	5 600	2 900	6 395	3 740	8 245	4 460	9 835
10	5	1 190	2 625	1 520	3 350	1 880	4 145	2 190	4 830	2 500	5 510	3 220	7 100	3 860	8 510
15	10	1 080	2 380	1 380	3 040	1 700	3 750	1 980	4 365	2 260	4 980	2 910	6 415	3 480	7 670
20	12.5	1 040	2 295	1 330	2 930	1 640	3 615	1 910	4 210	2 180	4 805	2 810	6 195	3 360	7 405
25	15	1 010	2 225	1 290	2 845	1 590	3 505	1 860	4 100	2 120	4 675	2 730	6 020	3 260	7 185
30	20	990	2 185	1 270	2 800	1 560	3 440	1 820	4 010	2 080	4 585	2 680	5 910	3 200	7 055
35	22.5	970	2 140	1 240	2 735	1 530	3 375	1 790	3 945	2 040	4 495	2 630	5 800	3 140	6 920
40	25	950	2 095	1 215	2 680	1 500	3 305	1 750	3 860	2 000	4 410	2 575	5 675	3 075	6 780
45	28	-	-	1 180	2 600	1 460	3 220	1 700	3 750	1 940	4 275	2 500	5 510	2 990	6 590
50	30	-	-	1 150	2 535	1 410	3 110	1 650	3 640	1 880	4 145	2 430	5 355	2 900	6 395
65	40	-	-	1 060	2 335	1 320	2 910	1 550	3 415	1 750	3 860	2 240	4 940	2 725	6 010

Liquid and salt ballasting

Tyre volume 100%		Water filling (75%)		Water / salt filling (75% / -30°C / -22°F)					
				Water		Salt ($CaCl_2$)		Total weight increase	
l	gal (US)	l	gal (US)	l	gal (US)	kg	lbs	kg	lbs
180	48	135	36	111	29	56	125	167	370

Tubes and valves

Valve tubeless	Tube product code	Valve tube-type
TR 618 A	T55093	TR 218A

Nokian TRI 2 300/80R24 – T445419

Product code	Size	LI/SS	Rim	Permitted rims	Width		Diameter		Loaded static radius		Rolling circumference		Speed Radius Index SRI	Maximum inflation pressure		Load capacity kg / lbs								Total tread depth		Tread depth measured on top of tie-bar	
					mm	in	mm	in	mm	in	mm	in		kPa	psi	30 km/h	20 mph	40 km/h	25 mph	50 km/h	30 mph	65 km/h	40 mph	mm	32 nds in	mm	32 nds in
T445419	300/80R24	128 D	DW10	W9, W10, W11, DW11	295	11.6	1 090	42.9	499	19.6	3 292	129.6	525	320	46	2 150	4 740	2 060	4 540	1 940	4 275	1 800	3 970	24	30	19.5	25

Load capacity values at different speeds and pressures

Constant		0.8 bar	12 psi	1.2 bar	17 psi	1.6 bar	23 psi	2.0 bar	29 psi	2.4 bar	35 psi	3.2 bar	46 psi
km/h	mph	kg	lbs	kg	lbs	kg	lbs	kg	lbs	kg	lbs	kg	lbs
0	0	1 790	3 945	2 300	5 070	2 800	6 175	3 340	7 365	3 800	8 375	4 740	10 450
5	2.5	1 130	2 490	1 450	3 195	1 770	3 900	2 110	4 650	2 400	5 290	2 990	6 590
10	5	970	2 140	1 250	2 755	1 520	3 350	1 820	4 010	2 070	4 565	2 580	5 690
15	10	880	1 940	1 130	2 490	1 380	3 040	1 640	3 615	1 870	4 125	2 330	5 135
20	12.5	845	1 865	1 090	2 405	1 330	2 930	1 590	3 505	1 800	3 970	2 250	4 960
25	15	825	1 820	1 060	2 335	1 290	2 845	1 540	3 395	1 750	3 860	2 190	4 830
30	20	810	1 785	1 040	2 295	1 270	2 800	1 510	3 330	1 720	3 790	2 150	4 740
35	22.5	795	1 755	1 020	2 250	1 240	2 735	1 480	3 265	1 690	3 725	2 110	4 650
40	25	775	1 710	1 000	2 205	1 215	2 680	1 450	3 195	1 650	3 640	2 060	4 540
45	28	-	-	970	2 140	1 180	2 600	1 410	3 110	1 610	3 550	2 000	4 410
50	30	-	-	940	2 070	1 150	2 535	1 370	3 020	1 560	3 440	1 940	4 275
65	40	-	-	875	1 930	1 060	2 335	1 250	2 755	1 450	3 195	1 800	3 970

Liquid and salt ballasting

Tyre volume 100%		Water filling (75%)		Water / salt filling (75% / -30°C / -22°F)					
				Water		Salt ($CaCl_2$)		Total weight increase	
l	gal (US)	l	gal (US)	l	gal (US)	kg	lbs	kg	lbs
130	34	100	26	80	21	41	90	121	265

Tubes and valves

Valve tubeless	Tube product code	Valve tube-type
TR 618 A	T55100	TR 218A

Nokian TRI 2 340/80R24 – T445376

Product code	Size	LI/SS	Rim	Permitted rims	Width		Diameter		Loaded static radius		Rolling circumference		Speed Radius Index SRI	Maximum inflation pressure		Load capacity kg / lbs								Total tread depth		Tread depth measured on top of tie-bar	
					mm	in	mm	in	mm	in	mm	in		kPa	psi	30 km/h	20 mph	40 km/h	25 mph	50 km/h	30 mph	65 km/h	40 mph	mm	32 nds in	mm	32 nds in
T445376	340/80R24	135 D	DW11	W10, W11, W12, DW10, DW12	343	13.5	1 154	45.4	532	20.9	3 487	137.3	550	320	46	2 600	5 730	2 500	5 510	2 350	5 180	2 180	4 805	25	32	20.5	26

Load capacity values at different speeds and pressures

Constant		0.8 bar	12 psi	1.2 bar	17 psi	1.6 bar	23 psi	2.0 bar	29 psi	2.4 bar	35 psi	3.2 bar	46 psi
km/h	mph	kg	lbs	kg	lbs	kg	lbs	kg	lbs	kg	lbs	kg	lbs
0	0	2 130	4 695	2 800	6 175	3 340	7 365	4 040	8 905	4 600	10 140	5 760	12 700
5	2.5	1 350	2 975	1 770	3 900	2 110	4 650	2 540	5 600	2 900	6 395	3 640	8 025
10	5	1 160	2 555	1 520	3 350	1 820	4 010	2 190	4 830	2 500	5 510	3 140	6 920
15	10	1 050	2 315	1 380	3 040	1 640	3 615	1 980	4 365	2 260	4 980	2 830	6 240
20	12.5	1 010	2 225	1 330	2 930	1 590	3 505	1 910	4 210	2 180	4 805	2 730	6 020
25	15	985	2 170	1 290	2 845	1 540	3 395	1 860	4 100	2 120	4 675	2 650	5 840
30	20	965	2 125	1 270	2 800	1 510	3 330	1 820	4 010	2 080	4 585	2 600	5 730
35	22.5	945	2 085	1 240	2 735	1 480	3 265	1 790	3 945	2 040	4 495	2 550	5 620
40	25	925	2 040	1 215	2 680	1 450	3 195	1 750	3 860	2 000	4 410	2 500	5 510
45	28	-	-	1 180	2 600	1 410	3 110	1 700	3 750	1 940	4 275	2 430	5 355
50	30	-	-	1 150	2 535	1 370	3 020	1 650	3 640	1 880	4 145	2 350	5 180
65	40	-	-	1 060	2 335	1 250	2 755	1 550	3 415	1 750	3 860	2 180	4 805

Liquid and salt ballasting

Tyre volume 100%		Water filling (75%)		Water / salt filling (75% / -30°C / -22°F)					
				Water		Salt ($CaCl_2$)		Total weight increase	
l	gal (US)	l	gal (US)	l	gal (US)	kg	lbs	kg	lbs
180	48	135	36	111	29	56	125	167	370

Tubes and valves

Valve tubeless	Tube product code	Valve tube-type
TR 618 A	T55105	TR 218A

Nokian TRI 2 360/80R24 – T445378

Product code	Size	LI/SS	Rim	Permitted rims	Width		Diameter		Loaded static radius		Rolling circumference		Speed Radius Index SRI	Maximum inflation pressure		Load capacity kg / lbs								Total tread depth		Tread depth measured on top of tie-bar	
					mm	in	mm	in	mm	in	mm	in		kPa	psi	30 km/h	20 mph	40 km/h	25 mph	50 km/h	30 mph	65 km/h	40 mph	mm	32 nds in	mm	32 nds in
T445378	360/80R24	138 D	DW11	W10, W11, W12, W13, DW10, DW12, DW13	357	14.1	1 186	46.7	542	21.3	3 581	141.0	575	320	46	2 840	6 260	2 725	6 010	2 570	5 665	2 360	5 205	26	33	21.5	27

Load capacity values at different speeds and pressures

Constant		0.8 bar	12 psi	1.2 bar	17 psi	1.6 bar	23 psi	2.0 bar	29 psi	2.4 bar	35 psi	3.2 bar	46 psi
km/h	mph	kg	lbs	kg	lbs	kg	lbs	kg	lbs	kg	lbs	kg	lbs
0	0	2 370	5 225	3 040	6 700	3 680	8 115	4 380	9 655	5 020	11 065	6 300	13 890
5	2.5	1 500	3 305	1 920	4 235	2 320	5 115	2 760	6 085	3 180	7 010	3 960	8 730
10	5	1 290	2 845	1 650	3 640	2 000	4 410	2 380	5 245	2 730	6 020	3 420	7 540
15	10	1 170	2 580	1 500	3 305	1 810	3 990	2 150	4 740	2 470	5 445	3 080	6 790
20	12.5	1 130	2 490	1 440	3 175	1 750	3 860	2 080	4 585	2 380	5 245	2 970	6 550
25	15	1 100	2 425	1 400	3 085	1 700	3 750	2 020	4 455	2 320	5 115	2 890	6 370
30	20	1 080	2 380	1 380	3 040	1 670	3 680	1 980	4 365	2 270	5 005	2 840	6 260
35	22.5	1 060	2 335	1 350	2 975	1 640	3 615	1 940	4 275	2 230	4 915	2 780	6 130
40	25	1 030	2 270	1 320	2 910	1 600	3 525	1 900	4 190	2 180	4 805	2 725	6 010
45	28	-	-	1 280	2 820	1 560	3 440	1 850	4 080	2 120	4 675	2 650	5 840
50	30	-	-	1 250	2 755	1 510	3 330	1 790	3 945	2 050	4 520	2 570	5 665
65	40	-	-	1 150	2 535	1 400	3 085	1 650	3 640	1 900	4 190	2 360	5 205

Liquid and salt ballasting

Tyre volume 100%		Water filling (75%)		Water / salt filling (75% / -30°C / -22°F)					
				Water		Salt ($CaCl_2$)		Total weight increase	
l	gal (US)	l	gal (US)	l	gal (US)	kg	lbs	kg	lbs
205	54	155	41	126	33	64	140	190	420

Tubes and valves

Valve tubeless	Tube product code	Valve tube-type
TR 618 A	T55105	TR 218A

Nokian TRI 2 400/80R24 – T445372

Product code	Size	LI/SS	Rim	Permitted rims	Width		Diameter		Loaded static radius		Rolling circumference		Speed Radius Index SRI	Maximum inflation pressure		Load capacity kg / lbs								Total tread depth		Tread depth measured on top of tie-bar	
					mm	in	mm	in	mm	in	mm	in		kPa	psi	30 km/h	20 mph	40 km/h	25 mph	50 km/h	30 mph	65 km/h	40 mph	mm	32 nds in	mm	32 nds in
T445372	400/80R24	144 D	DW13	W12, W13, W14L, DW12, DW14L	404	15.9	1 250	49.2	568	22.4	3 764	148.2	600	320	46	3 380	7 450	3 250	7 165	3 060	6 745	2 800	6 175	27	34	22.5	28

Load capacity values at different speeds and pressures

Constant		0.8 bar	12 psi	1.2 bar	17 psi	1.6 bar	23 psi	2.0 bar	29 psi	2.4 bar	35 psi	3.2 bar	46 psi
km/h	mph	kg	lbs	kg	lbs	kg	lbs	kg	lbs	kg	lbs	kg	lbs
0	0	2 800	6 175	3 580	7 890	4 380	9 655	5 160	11 375	5 940	13 095	7 500	16 535
5	2.5	1 770	3 900	2 250	4 960	2 760	6 085	3 260	7 185	3 740	8 245	4 720	10 405
10	5	1 520	3 350	1 940	4 275	2 380	5 245	2 800	6 175	3 220	7 100	4 080	8 995
15	10	1 380	3 040	1 760	3 880	2 150	4 740	2 540	5 600	2 910	6 415	3 680	8 115
20	12.5	1 330	2 930	1 690	3 725	2 080	4 585	2 450	5 400	2 810	6 195	3 560	7 850
25	15	1 290	2 845	1 650	3 640	2 020	4 455	2 380	5 245	2 730	6 020	3 460	7 630
30	20	1 270	2 800	1 620	3 570	1 980	4 365	2 330	5 135	2 680	5 910	3 380	7 450
35	22.5	1 240	2 735	1 590	3 505	1 940	4 275	2 290	5 050	2 630	5 800	3 320	7 320
40	25	1 215	2 680	1 550	3 415	1 900	4 190	2 240	4 940	2 575	5 675	3 250	7 165
45	28	-	-	1 510	3 330	1 850	4 080	2 180	4 805	2 500	5 510	3 160	6 965
50	30	-	-	1 460	3 220	1 790	3 945	2 110	4 650	2 430	5 355	3 060	6 745
65	40	-	-	1 360	3 000	1 650	3 640	1 950	4 300	2 240	4 940	2 800	6 175

Liquid and salt ballasting

Tyre volume 100%		Water filling (75%)		Water / salt filling (75% / -30°C / -22°F)					
				Water		Salt ($CaCl_2$)		Total weight increase	
l	gal (US)	l	gal (US)	l	gal (US)	kg	lbs	kg	lbs
265	70	200	53	163	43	83	185	246	540

Tubes and valves

Valve tubeless	Tube product code	Valve tube-type
TR 618 A	T55112	TR 218A

Nokian TRI 2 440/80R24 – T445385

Product code	Size	LI/SS	Rim	Permitted rims	Width		Diameter		Loaded static radius		Rolling circumference		Speed Radius Index SRI	Maximum inflation pressure		Load capacity kg / lbs								Total tread depth		Tread depth measured on top of tie-bar	
					mm	in	mm	in	mm	in	mm	in		kPa	psi	30 km/h	20 mph	40 km/h	25 mph	50 km/h	30 mph	65 km/h	40 mph	mm	32 nds in	mm	32 nds in
T445385	440/80R24	149 D	DW14L	W15L, DW15L	441	17.4	1 314	51.7	596	23.5	3 965	156.1	625	320	46	3 900	8 600	3 750	8 265	3 540	7 805	3 250	7 165	28	35	23.5	30

Load capacity values at different speeds and pressures

Constant		0.8 bar	12 psi	1.2 bar	17 psi	1.6 bar	23 psi	2.0 bar	29 psi	2.4 bar	35 psi	3.2 bar	46 psi
km/h	mph	kg	lbs	kg	lbs	kg	lbs	kg	lbs	kg	lbs	kg	lbs
0	0	3 220	7 100	4 140	9 125	5 020	11 065	5 940	13 095	6 900	15 210	8 650	19 070
5	2.5	2 030	4 475	2 610	5 755	3 180	7 010	3 740	8 245	4 360	9 610	5 440	11 995
10	5	1 750	3 860	2 250	4 960	2 730	6 020	3 220	7 100	3 760	8 290	4 700	10 360
15	10	1 590	3 505	2 040	4 495	2 470	5 445	2 910	6 415	3 400	7 495	4 240	9 350
20	12.5	1 530	3 375	1 970	4 345	2 380	5 245	2 810	6 195	3 280	7 230	4 100	9 040
25	15	1 490	3 285	1 910	4 210	2 320	5 115	2 730	6 020	3 180	7 010	3 980	8 775
30	20	1 460	3 220	1 880	4 145	2 270	5 005	2 680	5 910	3 120	6 880	3 900	8 600
35	22.5	1 430	3 155	1 840	4 055	2 230	4 915	2 630	5 800	3 060	6 745	3 840	8 465
40	25	1 400	3 085	1 800	3 970	2 180	4 805	2 575	5 675	3 000	6 615	3 750	8 265
45	28	-	-	1 750	3 860	2 120	4 675	2 500	5 510	2 910	6 415	3 640	8 025
50	30	-	-	1 700	3 750	2 050	4 520	2 430	5 355	2 820	6 215	3 540	7 805
65	40	-	-	1 550	3 415	1 900	4 190	2 240	4 940	2 650	5 840	3 250	7 165

Liquid and salt ballasting

Tyre volume 100%		Water filling (75%)		Water / salt filling (75% / -30°C / -22°F)					
				Water		Salt ($CaCl_2$)		Total weight increase	
l	gal (US)	l	gal (US)	l	gal (US)	kg	lbs	kg	lbs
325	86	245	65	200	53	102	225	302	665

Tubes and valves

Valve tubeless	Tube product code	Valve tube-type
TR 618 A	T55112	TR 218A

Nokian TRI 2 360/80R28 – T445550

Product code	Size	LI/SS	Rim	Permitted rims	Width		Diameter		Loaded static radius		Rolling circumference		Speed Radius Index SRI	Maximum inflation pressure		Load capacity kg / lbs								Total tread depth		Tread depth measured on top of tie-bar	
					mm	in	mm	in	mm	in	mm	in		kPa	psi	30 km/h	20 mph	40 km/h	25 mph	50 km/h	30 mph	65 km/h	40 mph	mm	32 nds in	mm	32 nds in
T445550	360/80R28	142 D	DW11	W11, W12, W13, DW12, DW13	357	14.1	1 302	51.3	595	23.4	3 946	155.4	625	320	46	3 120	6 880	3 000	6 615	2 820	6 215	2 650	5 840	26	33	21,5	27

Load capacity values at different speeds and pressures

Constant		0.8 bar	12 psi	1.2 bar	17 psi	1.6 bar	23 psi	2.0 bar	29 psi	2.4 bar	35 psi	3.2 bar	46 psi
km/h	mph	kg	lbs	kg	lbs	kg	lbs	kg	lbs	kg	lbs	kg	lbs
0	0	2 510	5 535	3 220	7 100	3 920	8 640	4 600	10 140	5 440	11 995	6 900	15 210
5	2.5	1 590	3 505	2 030	4 475	2 470	5 445	2 900	6 395	3 440	7 585	4 360	9 610
10	5	1 370	3 020	1 750	3 860	2 130	4 695	2 500	5 510	2 950	6 505	3 760	8 290
15	10	1 240	2 735	1 590	3 505	1 930	4 255	2 260	4 980	2 670	5 885	3 400	7 495
20	12.5	1 190	2 625	1 530	3 375	1 860	4 100	2 180	4 805	2 580	5 690	3 280	7 230
25	15	1 160	2 555	1 490	3 285	1 810	3 990	2 120	4 675	2 510	5 535	3 180	7 010
30	20	1 140	2 515	1 460	3 220	1 770	3 900	2 080	4 585	2 460	5 425	3 120	6 880
35	22.5	1 120	2 470	1 430	3 155	1 740	3 835	2 040	4 495	2 410	5 315	3 060	6 745
40	25	1 090	2 405	1 400	3 085	1 700	3 750	2 000	4 410	2 360	5 205	3 000	6 615
45	28	-	-	1 360	3 000	1 650	3 640	1 940	4 275	2 290	5 050	2 910	6 415
50	30	-	-	1 320	2 910	1 600	3 525	1 880	4 145	2 220	4 895	2 820	6 215
65	40	-	-	1 215	2 680	1 500	3 305	1 750	3 860	2 060	4 540	2 650	5 840

Liquid and salt ballasting

Tyre volume 100%		Water filling (75%)		Water / salt filling (75% / -30°C / -22°F)					
				Water		Salt ($CaCl_2$)		Total weight increase	
l	gal (US)	l	gal (US)	l	gal (US)	kg	lbs	kg	lbs
235	62	175	46	145	38	74	165	218	480

Tubes and valves

Valve tubeless	Tube product code	Valve tube-type
TR 618 A	-	-

Nokian TRI 2 400/80R28 – T445383

Product code	Size	LI/SS	Rim	Permitted rims	Width		Diameter		Loaded static radius		Rolling circumference		Speed Radius Index SRI	Maximum inflation pressure		Load capacity kg / lbs								Total tread depth		Tread depth measured on top of tie-bar	
					mm	in	mm	in	mm	in	mm	in		kPa	psi	30 km/h	20 mph	40 km/h	25 mph	50 km/h	30 mph	65 km/h	40 mph	mm	32 nds in	mm	32 nds in
T445383	400/80R28	146 D	DW13	W12, W13, W14L, DW12, DW14L	404	15.9	1 351	53.2	620	24.4	4 090	161.0	650	320	46	3 600	7 935	3 450	7 605	3 260	7 185	3 000	6 615	27	34	22.5	28

Load capacity values at different speeds and pressures

Constant		0.8 bar	12 psi	1.2 bar	17 psi	1.6 bar	23 psi	2.0 bar	29 psi	2.4 bar	35 psi	3.2 bar	46 psi
km/h	mph	kg	lbs	kg	lbs	kg	lbs	kg	lbs	kg	lbs	kg	lbs
0	0	2 960	6 525	3 800	8 375	4 600	10 140	5 440	11 995	6 300	13 890	7 950	17 525
5	2.5	1 870	4 125	2 400	5 290	2 900	6 395	3 440	7 585	3 960	8 730	5 020	11 065
10	5	1 610	3 550	2 070	4 565	2 500	5 510	2 950	6 505	3 420	7 540	4 320	9 525
15	10	1 460	3 220	1 870	4 125	2 260	4 980	2 670	5 885	3 080	6 790	3 900	8 600
20	12.5	1 410	3 110	1 800	3 970	2 180	4 805	2 580	5 690	2 970	6 550	3 780	8 335
25	15	1 370	3 020	1 750	3 860	2 120	4 675	2 510	5 535	2 890	6 370	3 660	8 070
30	20	1 340	2 955	1 720	3 790	2 080	4 585	2 460	5 425	2 840	6 260	3 600	7 935
35	22.5	1 320	2 910	1 690	3 725	2 040	4 495	2 410	5 315	2 780	6 130	3 520	7 760
40	25	1 285	2 835	1 650	3 640	2 000	4 410	2 360	5 205	2 725	6 010	3 450	7 605
45	28	-	-	1 610	3 550	1 940	4 275	2 290	5 050	2 650	5 840	3 360	7 405
50	30	-	-	1 560	3 440	1 880	4 145	2 220	4 895	2 570	5 665	3 260	7 185
65	40	-	-	1 450	3 195	1 750	3 860	2 060	4 540	2 360	5 205	3 000	6 615

Liquid and salt ballasting

Tyre volume 100%		Water filling (75%)		Water / salt filling (75% / -30°C / -22°F)					
				Water		Salt ($CaCl_2$)		Total weight increase	
l	gal (US)	l	gal (US)	l	gal (US)	kg	lbs	kg	lbs
295	78	220	58	182	48	93	205	274	605

Tubes and valves

Valve tubeless	Tube product code	Valve tube-type
TR 618 A	T55351	TR 218A

Nokian TRI 2 440/80R28 – T445337

Product code	Size	LI/SS	Rim	Permitted rims	Width		Diameter		Loaded static radius		Rolling circumference		Speed Radius Index SRI	Maximum inflation pressure		Load capacity kg / lbs								Total tread depth		Tread depth measured on top of tie-bar	
					mm	in	mm	in	mm	in	mm	in		kPa	psi	30 km/h	20 mph	40 km/h	25 mph	50 km/h	30 mph	65 km/h	40 mph	mm	32 nds in	mm	32 nds in
T445337	440/80R28	151 D	DW14L	W15L, W16L, DW15L, DW16L	441	17.4	1 415	55.7	644	25.4	4 266	168.0	675	320	46	4 160	9 170	4 000	8 820	3 760	8 290	3 450	7 605	28	35	23.5	30

Load capacity values at different speeds and pressures

Constant		0.8 bar	12 psi	1.2 bar	17 psi	1.6 bar	23 psi	2.0 bar	29 psi	2.4 bar	35 psi	3.2 bar	46 psi
km/h	mph	kg	lbs	kg	lbs	kg	lbs	kg	lbs	kg	lbs	kg	lbs
0	0	3 460	7 630	4 380	9 655	5 440	11 995	6 450	14 220	7 250	15 985	9 200	20 280
5	2.5	2 180	4 805	2 760	6 085	3 440	7 585	4 060	8 950	4 580	10 095	5 800	12 785
10	5	1 880	4 145	2 380	5 245	2 950	6 505	3 500	7 715	3 940	8 685	5 000	11 025
15	10	1 700	3 750	2 150	4 740	2 670	5 885	3 180	7 010	3 560	7 850	4 520	9 965
20	12.5	1 640	3 615	2 080	4 585	2 580	5 690	3 060	6 745	3 440	7 585	4 360	9 610
25	15	1 590	3 505	2 020	4 455	2 510	5 535	2 970	6 550	3 340	7 365	4 240	9 350
30	20	1 560	3 440	1 980	4 365	2 460	5 425	2 920	6 435	3 280	7 230	4 160	9 170
35	22.5	1 530	3 375	1 940	4 275	2 410	5 315	2 860	6 305	3 220	7 100	4 080	8 995
40	25	1 500	3 305	1 900	4 190	2 360	5 205	2 800	6 175	3 150	6 945	4 000	8 820
45	28	-	-	1 850	4 080	2 290	5 050	2 720	5 995	3 060	6 745	3 880	8 555
50	30	-	-	1 790	3 945	2 220	4 895	2 640	5 820	2 970	6 550	3 760	8 290
65	40	-	-	1 650	3 640	2 060	4 540	2 430	5 355	2 725	6 010	3 450	7 605

Liquid and salt ballasting

Tyre volume 100%		Water filling (75%)		Water / salt filling (75% / -30°C / -22°F)					
				Water		Salt ($CaCl_2$)		Total weight increase	
l	gal (US)	l	gal (US)	l	gal (US)	kg	lbs	kg	lbs
365	96	275	73	225	59	115	255	339	745

Tubes and valves

Valve tubeless	Tube product code	Valve tube-type
TR 618 A	T55370	TR 218A

Nokian TRI 2 440/80R30 – T445384

Product code	Size	LI/SS	Rim	Permitted rims	Width		Diameter		Loaded static radius		Rolling circumference		Speed Radius Index SRI	Maximum inflation pressure		Load capacity kg / lbs								Total tread depth		Tread depth measured on top of tie-bar	
					mm	in	mm	in	mm	in	mm	in		kPa	psi	30 km/h	20 mph	40 km/h	25 mph	50 km/h	30 mph	65 km/h	40 mph	mm	32 nds in	mm	32 nds in
T445384	440/80R30	153 D	DW14L	DW15L, W16L	441	17.4	1 466	57.7	670	26.4	4 430	174.4	700	320	46	4 300	9 480	4 125	9 095	3 880	8 555	3 650	8 045	28	35	23	29

Load capacity values at different speeds and pressures

Constant		0.8 bar	12 psi	1.2 bar	17 psi	1.6 bar	23 psi	2.0 bar	29 psi	2.4 bar	35 psi	3.2 bar	46 psi
km/h	mph	kg	lbs	kg	lbs	kg	lbs	kg	lbs	kg	lbs	kg	lbs
0	0	3 580	7 890	4 500	9 920	5 600	12 345	6 700	14 770	7 500	16 535	9 500	20 945
5	2.5	2 250	4 960	2 830	6 240	3 540	7 805	4 220	9 305	4 720	10 405	6 000	13 230
10	5	1 940	4 275	2 440	5 380	3 040	6 700	3 640	8 025	4 080	8 995	5 160	11 375
15	10	1 760	3 880	2 210	4 870	2 750	6 065	3 280	7 230	3 680	8 115	4 680	10 320
20	12.5	1 690	3 725	2 130	4 695	2 650	5 840	3 180	7 010	3 560	7 850	4 500	9 920
25	15	1 650	3 640	2 070	4 565	2 580	5 690	3 080	6 790	3 460	7 630	4 380	9 655
30	20	1 620	3 570	2 030	4 475	2 530	5 580	3 020	6 660	3 380	7 450	4 300	9 480
35	22.5	1 590	3 505	1 990	4 385	2 480	5 465	2 960	6 525	3 320	7 320	4 220	9 305
40	25	1 550	3 415	1 950	4 300	2 430	5 355	2 900	6 395	3 250	7 165	4 125	9 095
45	28	-	-	1 900	4 190	2 360	5 205	2 820	6 215	3 160	6 965	4 020	8 860
50	30	-	-	1 840	4 055	2 290	5 050	2 730	6 020	3 060	6 745	3 880	8 555
65	40	-	-	1 700	3 750	2 120	4 675	2 500	5 510	2 800	6 175	3 650	8 045

Liquid and salt ballasting

Tyre volume 100%		Water filling (75%)		Water / salt filling (75% / -30°C / -22°F)					
				Water		Salt ($CaCl_2$)		Total weight increase	
l	gal (US)	l	gal (US)	l	gal (US)	kg	lbs	kg	lbs
385	102	290	77	237	63	121	265	358	790

Tubes and valves

Valve tubeless	Tube product code	Valve tube-type
TR 618 A	T55371	TR 218A

Nokian TRI 2 480/80R30 – T445386

Product code	Size	LI/SS	Rim	Permitted rims	Width		Diameter		Loaded static radius		Rolling circumference		Speed Radius Index SRI	Maximum inflation pressure		Load capacity kg / lbs								Total tread depth		Tread depth measured on top of tie-bar	
					mm	in	mm	in	mm	in	mm	in		kPa	psi	30 km/h	20 mph	40 km/h	25 mph	50 km/h	30 mph	65 km/h	40 mph	mm	32 nds in	mm	32 nds in
T445386	480/80R30	157 D	DW15L	DW16L, DW18L	479	18.9	1 530	60.2	694	27.3	4 631	182.3	725	320	46	4 940	10 890	4 750	10 470	4 480	9 875	4 125	9 095	29	37	24	30

Load capacity values at different speeds and pressures

Constant		0.8 bar	12 psi	1.2 bar	17 psi	1.6 bar	23 psi	2.0 bar	29 psi	2.4 bar	35 psi	3.2 bar	46 psi
km/h	mph	kg	lbs	kg	lbs	kg	lbs	kg	lbs	kg	lbs	kg	lbs
0	0	4 040	8 905	5 160	11 375	6 300	13 890	7 500	16 535	8 650	19 070	10 950	24 140
5	2.5	2 540	5 600	3 260	7 185	3 960	8 730	4 720	10 405	5 440	11 995	6 900	15 210
10	5	2 190	4 830	2 800	6 175	3 420	7 540	4 080	8 995	4 700	10 360	5 940	13 095
15	10	1 980	4 365	2 540	5 600	3 080	6 790	3 680	8 115	4 240	9 350	5 380	11 860
20	12.5	1 910	4 210	2 450	5 400	2 970	6 550	3 560	7 850	4 100	9 040	5 180	11 420
25	15	1 860	4 100	2 380	5 245	2 890	6 370	3 460	7 630	3 980	8 775	5 040	11 110
30	20	1 820	4 010	2 330	5 135	2 840	6 260	3 380	7 450	3 900	8 600	4 940	10 890
35	22.5	1 790	3 945	2 290	5 050	2 780	6 130	3 320	7 320	3 840	8 465	4 860	10 715
40	25	1 750	3 860	2 240	4 940	2 725	6 010	3 250	7 165	3 750	8 265	4 750	10 470
45	28	-	-	2 180	4 805	2 650	5 840	3 160	6 965	3 640	8 025	4 620	10 185
50	30	-	-	2 110	4 650	2 570	5 665	3 060	6 745	3 540	7 805	4 480	9 875
65	40	-	-	1 950	4 300	2 360	5 205	2 800	6 175	3 250	7 165	4 125	9 095

Liquid and salt ballasting

Tyre volume 100%		Water filling (75%)		Water / salt filling (75% / -30°C / -22°F)					
				Water		Salt ($CaCl_2$)		Total weight increase	
l	gal (US)	l	gal (US)	l	gal (US)	kg	lbs	kg	lbs
470	124	355	94	289	76	147	325	437	965

Tubes and valves

Valve tubeless	Tube product code	Valve tube-type
TR 618 A	T55371	TR 218A

Nokian TRI 2 440/80R34 – T445369

Product code	Size	LI/SS	Rim	Permitted rims	Width		Diameter		Loaded static radius		Rolling circumference		Speed Radius Index SRI	Maximum inflation pressure		Load capacity kg / lbs								Total tread depth		Tread depth measured on top of tie-bar	
					mm	in	mm	in	mm	in	mm	in		kPa	psi	30 km/h	20 mph	40 km/h	25 mph	50 km/h	30 mph	65 km/h	40 mph	mm	32 nds in	mm	32 nds in
T445369	440/80R34	155 D	DW14L	DW15L, DW16L	441	17.4	1 568	61.7	717	28.2	4 750	187.0	750	320	46	4 560	10 055	4 375	9 645	4 120	9 085	3 875	8 545	28	35	23	29

Load capacity values at different speeds and pressures

Constant		0.8 bar	12 psi	1.2 bar	17 psi	1.6 bar	23 psi	2.0 bar	29 psi	2.4 bar	35 psi	3.2 bar	46 psi
km/h	mph	kg	lbs	kg	lbs	kg	lbs	kg	lbs	kg	lbs	kg	lbs
0	0	3 800	8 375	4 880	10 760	5 940	13 095	6 900	15 210	7 950	17 525	10 100	22 265
5	2.5	2 400	5 290	3 080	6 790	3 740	8 245	4 360	9 610	5 020	11 065	6 350	14 000
10	5	2 070	4 565	2 650	5 840	3 220	7 100	3 760	8 290	4 320	9 525	5 480	12 080
15	10	1 870	4 125	2 400	5 290	2 910	6 415	3 400	7 495	3 900	8 600	4 960	10 935
20	12.5	1 800	3 970	2 320	5 115	2 810	6 195	3 280	7 230	3 780	8 335	4 780	10 540
25	15	1 750	3 860	2 250	4 960	2 730	6 020	3 180	7 010	3 660	8 070	4 640	10 230
30	20	1 720	3 790	2 210	4 870	2 680	5 910	3 120	6 880	3 600	7 935	4 560	10 055
35	22.5	1 690	3 725	2 170	4 785	2 630	5 800	3 060	6 745	3 520	7 760	4 480	9 875
40	25	1 650	3 640	2 120	4 675	2 575	5 675	3 000	6 615	3 450	7 605	4 375	9 645
45	28	-	-	2 060	4 540	2 500	5 510	2 910	6 415	3 360	7 405	4 260	9 390
50	30	-	-	2 000	4 410	2 430	5 355	2 820	6 215	3 260	7 185	4 120	9 085
65	40	-	-	1 850	4 080	2 240	4 940	2 650	5 840	3 000	6 615	3 875	8 545

Liquid and salt ballasting

Tyre volume 100%		Water filling (75%)		Water / salt filling (75% / -30°C / -22°F)					
				Water		Salt ($CaCl_2$)		Total weight increase	
l	gal (US)	l	gal (US)	l	gal (US)	kg	lbs	kg	lbs
420	111	315	83	258	68	132	290	390	860

Tubes and valves

Valve tubeless	Tube product code	Valve tube-type
TR 618 A	T55391	TR 218A

Nokian TRI 2 480/80R34 – T445370

Product code	Size	LI/SS	Rim	Permitted rims	Width		Diameter		Loaded static radius		Rolling circumference		Speed Radius Index SRI	Maximum inflation pressure		Load capacity kg / lbs								Total tread depth		Tread depth measured on top of tie-bar	
					mm	in	mm	in	mm	in	mm	in		kPa	psi	30 km/h	20 mph	40 km/h	25 mph	50 km/h	30 mph	65 km/h	40 mph	mm	32 nds in	mm	32 nds in
T445370	480/80R34	159 D	DW15L	DW16L, DW18L	479	18.9	1 632	64.3	743	29.3	4 939	194.4	775	320	46	5 200	11 465	5 000	11 025	4 700	10 360	4 375	9 645	29	37	24	30

Load capacity values at different speeds and pressures

Constant		0.8 bar	12 psi	1.2 bar	17 psi	1.6 bar	23 psi	2.0 bar	29 psi	2.4 bar	35 psi	3.2 bar	46 psi
km/h	mph	kg	lbs	kg	lbs	kg	lbs	kg	lbs	kg	lbs	kg	lbs
0	0	4 260	9 390	5 440	11 995	6 700	14 770	7 950	17 525	9 200	20 280	11 500	25 355
5	2.5	2 690	5 930	3 440	7 585	4 220	9 305	5 020	11 065	5 800	12 785	7 250	15 985
10	5	2 320	5 115	2 950	6 505	3 640	8 025	4 320	9 525	5 000	11 025	6 250	13 780
15	10	2 100	4 630	2 670	5 885	3 280	7 230	3 900	8 600	4 520	9 965	5 660	12 480
20	12.5	2 020	4 455	2 580	5 690	3 180	7 010	3 780	8 335	4 360	9 610	5 460	12 035
25	15	1 970	4 345	2 510	5 535	3 080	6 790	3 660	8 070	4 240	9 350	5 300	11 685
30	20	1 930	4 255	2 460	5 425	3 020	6 660	3 600	7 935	4 160	9 170	5 200	11 465
35	22.5	1 890	4 165	2 410	5 315	2 960	6 525	3 520	7 760	4 080	8 995	5 100	11 245
40	25	1 850	4 080	2 360	5 205	2 900	6 395	3 450	7 605	4 000	8 820	5 000	11 025
45	28	-	-	2 290	5 050	2 820	6 215	3 360	7 405	3 880	8 555	4 860	10 715
50	30	-	-	2 220	4 895	2 730	6 020	3 260	7 185	3 760	8 290	4 700	10 360
65	40	-	-	2 060	4 540	2 500	5 510	3 000	6 615	3 450	7 605	4 375	9 645

Liquid and salt ballasting

Tyre volume 100%		Water filling (75%)		Water / salt filling (75% / -30°C / -22°F)					
				Water		Salt ($CaCl_2$)		Total weight increase	
l	gal (US)	l	gal (US)	l	gal (US)	kg	lbs	kg	lbs
515	136	385	102	317	84	162	355	478	1 055

Tubes and valves

Valve tubeless	Tube product code	Valve tube-type
TR 618 A	T55391	TR 218A

Nokian TRI 2 480/80R38 – T445377

Product code	Size	LI/SS	Rim	Permitted rims	Width		Diameter		Loaded static radius		Rolling circumference		Speed Radius Index SRI	Maximum inflation pressure		Load capacity kg / lbs								Total tread depth		Tread depth measured on top of tie-bar	
					mm	in	mm	in	mm	in	mm	in		kPa	psi	30 km/h	20 mph	40 km/h	25 mph	50 km/h	30 mph	65 km/h	40 mph	mm	32 nds in	mm	32 nds in
T445377	480/80R38	161 D	DW15L	DW16L, DW18L	479	18.9	1 733	68.2	793	31.2	5 265	207.3	825	320	46	5 520	12 170	5 300	11 685	5 000	11 025	4 625	10 195	29	37	24	30

Load capacity values at different speeds and pressures

Constant		0.8 bar	12 psi	1.2 bar	17 psi	1.6 bar	23 psi	2.0 bar	29 psi	2.4 bar	35 psi	3.2 bar	46 psi
km/h	mph	kg	lbs	kg	lbs	kg	lbs	kg	lbs	kg	lbs	kg	lbs
0	0	4 500	9 920	5 760	12 700	7 100	15 655	8 400	18 520	9 800	21 605	12 200	26 895
5	2.5	2 830	6 240	3 640	8 025	4 460	9 835	5 300	11 685	6 200	13 670	7 700	16 975
10	5	2 440	5 380	3 140	6 920	3 860	8 510	4 580	10 095	5 320	11 730	6 650	14 660
15	10	2 210	4 870	2 830	6 240	3 480	7 670	4 140	9 125	4 820	10 625	6 000	13 230
20	12.5	2 130	4 695	2 730	6 020	3 360	7 405	3 980	8 775	4 640	10 230	5 780	12 745
25	15	2 070	4 565	2 650	5 840	3 260	7 185	3 880	8 555	4 520	9 965	5 620	12 390
30	20	2 030	4 475	2 600	5 730	3 200	7 055	3 800	8 375	4 420	9 745	5 520	12 170
35	22.5	1 990	4 385	2 550	5 620	3 140	6 920	3 740	8 245	4 340	9 570	5 420	11 950
40	25	1 950	4 300	2 500	5 510	3 075	6 780	3 650	8 045	4 250	9 370	5 300	11 685
45	28	-	-	2 430	5 355	2 990	6 590	3 560	7 850	4 140	9 125	5 160	11 375
50	30	-	-	2 350	5 180	2 900	6 395	3 440	7 585	4 000	8 820	5 000	11 025
65	40	-	-	2 180	4 805	2 725	6 010	3 150	6 945	3 750	8 265	4 625	10 195

Liquid and salt ballasting

Tyre volume 100%		Water filling (75%)		Water / salt filling (75% / -30°C / -22°F)					
				Water		Salt ($CaCl_2$)		Total weight increase	
l	gal (US)	l	gal (US)	l	gal (US)	kg	lbs	kg	lbs
560	148	420	111	345	91	176	390	520	1 145

Tubes and valves

Valve tubeless	Tube product code	Valve tube-type
TR 618 A	T55430	TR 218A

Nokian TRI 2 540/80R38 – T445338

Product code	Size	LI/SS	Rim	Permitted rims	Width		Diameter		Loaded static radius		Rolling circumference		Speed Radius Index SRI	Maximum inflation pressure		Load capacity kg / lbs								Total tread depth		Tread depth measured on top of tie-bar	
					mm	in	mm	in	mm	in	mm	in		kPa	psi	30 km/h	20 mph	40 km/h	25 mph	50 km/h	30 mph	65 km/h	40 mph	mm	32 nds in	mm	32 nds in
T445338	540/80R38	167 D	DW18L	DW16L	550	21.7	1 829	72.0	834	32.8	5 529	217.7	875	320	46	6 600	14 550	6 300	13 890	5 940	13 095	5 450	12 015	30	38	25	32

Load capacity values at different speeds and pressures

Constant		0.8 bar	12 psi	1.2 bar	17 psi	1.6 bar	23 psi	2.0 bar	29 psi	2.4 bar	35 psi	3.2 bar	46 psi
km/h	mph	kg	lbs	kg	lbs	kg	lbs	kg	lbs	kg	lbs	kg	lbs
0	0	5 440	11 995	6 900	15 210	8 400	18 520	10 100	22 265	11 500	25 355	14 500	31 965
5	2.5	3 440	7 585	4 360	9 610	5 300	11 685	6 350	14 000	7 250	15 985	9 150	20 170
10	5	2 950	6 505	3 760	8 290	4 580	10 095	5 480	12 080	6 250	13 780	7 900	17 415
15	10	2 670	5 885	3 400	7 495	4 140	9 125	4 960	10 935	5 660	12 480	7 150	15 765
20	12.5	2 580	5 690	3 280	7 230	3 980	8 775	4 780	10 540	5 460	12 035	6 900	15 210
25	15	2 510	5 535	3 180	7 010	3 880	8 555	4 640	10 230	5 300	11 685	6 700	14 770
30	20	2 460	5 425	3 120	6 880	3 800	8 375	4 560	10 055	5 200	11 465	6 600	14 550
35	22.5	2 410	5 315	3 060	6 745	3 740	8 245	4 480	9 875	5 100	11 245	6 450	14 220
40	25	2 360	5 205	3 000	6 615	3 650	8 045	4 375	9 645	5 000	11 025	6 300	13 890
45	28	-	-	2 910	6 415	3 560	7 850	4 260	9 390	4 860	10 715	6 150	13 560
50	30	-	-	2 820	6 215	3 440	7 585	4 120	9 085	4 700	10 360	5 940	13 095
65	40	-	-	2 650	5 840	3 150	6 945	3 875	8 545	4 375	9 645	5 450	12 015

Liquid and salt ballasting

Tyre volume 100%		Water filling (75%)		Water / salt filling (75% / -30°C / -22°F)					
				Water		Salt ($CaCl_2$)		Total weight increase	
l	gal (US)	l	gal (US)	l	gal (US)	kg	lbs	kg	lbs
740	196	555	147	455	120	232	510	688	1 515

Tubes and valves

Valve tubeless	Tube product code	Valve tube-type
TR 618 A	T55445	TR 218A

Nokian TRI 2 620/80R42 – T445518

Product code	Size	LI/SS	Rim	Permitted rims	Width		Diameter		Loaded static radius		Rolling circumference		Speed Radius Index SRI	Maximum inflation pressure		Load capacity kg / lbs								Total tread depth		Tread depth measured on top of tie-bar	
					mm	in	mm	in	mm	in	mm	in		kPa	psi	30 km/h	20 mph	40 km/h	25 mph	50 km/h	30 mph	65 km/h	40 mph	mm	32 nds in	mm	32 nds in
T445518	620/80R42	177 D	DW20B	TW20B, DW21B, TW21B, DW23B, TW23B	625	24.6	2 059	81.1	934	36.8	6 262	246.5	975	320	46	8 600	18 960	8 250	18 190	7 800	17 195	7 300	16 095	35	44	30	38

Load capacity values at different speeds and pressures

Constant		0.8 bar	12 psi	1.2 bar	17 psi	1.6 bar	23 psi	2.0 bar	29 psi	2.4 bar	35 psi	3.2 bar	46 psi
km/h	mph	kg	lbs	kg	lbs	kg	lbs	kg	lbs	kg	lbs	kg	lbs
0	0	7 100	15 655	8 950	19 730	10 950	24 140	12 900	28 440	14 950	32 960	19 000	41 885
5	2.5	4 460	9 835	5 620	12 390	6 900	15 210	8 150	17 965	9 450	20 835	12 000	26 455
10	5	3 860	8 510	4 860	10 715	5 940	13 095	7 000	15 430	8 150	17 965	10 350	22 820
15	10	3 480	7 670	4 380	9 655	5 380	11 860	6 350	14 000	7 350	16 205	9 350	20 615
20	12.5	3 360	7 405	4 240	9 350	5 180	11 420	6 150	13 560	7 100	15 655	9 000	19 840
25	15	3 260	7 185	4 120	9 085	5 040	11 110	5 940	13 095	6 900	15 210	8 750	19 290
30	20	3 200	7 055	4 040	8 905	4 940	10 890	5 840	12 875	6 800	14 990	8 600	18 960
35	22.5	3 140	6 920	3 960	8 730	4 860	10 715	5 720	12 610	6 650	14 660	8 450	18 630
40	25	3 075	6 780	3 875	8 545	4 750	10 470	5 600	12 345	6 500	14 330	8 250	18 190
45	28	-	-	3 760	8 290	4 620	10 185	5 440	11 995	6 350	14 000	8 050	17 745
50	30	-	-	3 660	8 070	4 480	9 875	5 280	11 640	6 150	13 560	7 800	17 195
65	40	-	-	3 350	7 385	4 125	9 095	4 875	10 745	5 600	12 345	7 300	16 095

Liquid and salt ballasting

Tyre volume 100%		Water filling (75%)		Water / salt filling (75% / -30°C / -22°F)					
				Water		Salt ($CaCl_2$)		Total weight increase	
l	gal (US)	l	gal (US)	l	gal (US)	kg	lbs	kg	lbs
1 125	297	845	223	692	183	353	780	1 045	2 305

Tubes and valves

Valve tubeless	Tube product code	Valve tube-type
TR 618 A	-	-

Nokian TRI 2 270/75R15 – T845538

1) SB = STEEL BELTED

Product code	Size	LI/SS	Rim	Permitted rims	Width		Diameter		Loaded static radius		Rolling circumference		Speed Radius Index SRI	Maximum inflation pressure		Load capacity kg / lbs								Total tread depth		Tread depth measured on top of tie-bar	
					mm	in	mm	in	mm	in	mm	in		kPa	psi	30 km/h	20 mph	40 km/h	25 mph	50 km/h	30 mph	65 km/h	40 mph	mm	32 nds in	mm	32 nds in
T845538	270/75R15[1])	109 G	8.5J	7J, 7.5J, 8J, 8.5J, 9, 9.00, 9J, 9.5J	277	10.9	784	30.9	364	14.3	2 393	94.2	370	450	65	1 880	4 145	1 800	3 970	1 700	3 750	1 550	3 415	15	19	13	16

Load capacity values at different speeds and pressures

Constant		0.8 bar	12 psi	1.2 bar	17 psi	1.6 bar	23 psi	2.0 bar	29 psi	2.4 bar	35 psi	3.2 bar	46 psi	4.0 bar	58 psi	4.5 bar	65 psi
km/h	mph	kg	lbs	kg	lbs	kg	lbs	kg	lbs	kg	lbs	kg	lbs	kg	lbs	kg	lbs
0	0	1 150	2 535	1 500	3 305	1 790	3 945	2 130	4 695	2 440	5 380	3 140	6 920	3 800	8 375	4 140	9 125
5	2.5	725	1 600	945	2 085	1 130	2 490	1 350	2 975	1 540	3 395	1 980	4 365	2 400	5 290	2 610	5 755
10	5	625	1 380	815	1 795	970	2 140	1 160	2 555	1 330	2 930	1 700	3 750	2 070	4 565	2 250	4 960
15	10	565	1 245	735	1 620	880	1 940	1 050	2 315	1 200	2 645	1 540	3 395	1 870	4 125	2 040	4 495
20	12.5	545	1 200	710	1 565	845	1 865	1 010	2 225	1 160	2 555	1 490	3 285	1 800	3 970	1 970	4 345
25	15	530	1 170	690	1 520	825	1 820	985	2 170	1 130	2 490	1 450	3 195	1 750	3 860	1 910	4 210
30	20	520	1 145	680	1 500	810	1 785	965	2 125	1 110	2 445	1 420	3 130	1 720	3 790	1 880	4 145
35	22.5	510	1 125	665	1 465	795	1 755	945	2 085	1 090	2 405	1 390	3 065	1 690	3 725	1 840	4 055
40	25	500	1 100	650	1 435	775	1 710	925	2 040	1 060	2 335	1 360	3 000	1 650	3 640	1 800	3 970
45	28	-	-	635	1 400	755	1 665	900	1 985	1 030	2 270	1 320	2 910	1 610	3 550	1 750	3 860
50	30	-	-	615	1 355	730	1 610	870	1 920	1 000	2 205	1 280	2 820	1 560	3 440	1 700	3 750
65	40	-	-	560	1 235	670	1 475	800	1 765	925	2 040	1 180	2 600	1 450	3 195	1 550	3 415

Liquid and salt ballasting

Tyre volume 100%		Water filling (75%)		Water / salt filling (75% / -30°C / -22°F)					
				Water		Salt ($CaCl_2$)		Total weight increase	
l	gal (US)	l	gal (US)	l	gal (US)	kg	lbs	kg	lbs
71	19	55	15	44	12	22	50	66	145

Tubes and valves

Valve tubeless	Tube product code	Valve tube-type
TR 413	-	-

Nokian TRI 2 250/75R16 – T845539

1) SB = STEEL BELTED

Product code	Size	LI/SS	Rim	Permitted rims	Width		Diameter		Loaded static radius		Rolling circumference		Speed Radius Index SRI	Maximum inflation pressure		Load capacity kg / lbs								Total tread depth		Tread depth measured on top of tie-bar	
					mm	in	mm	in	mm	in	mm	in		kPa	psi	30 km/h	20 mph	40 km/h	25 mph	50 km/h	30 mph	65 km/h	40 mph	mm	32 nds in	mm	32 nds in
T845539	250/75R16[1])	120 G	W8	W7, 7J, 7.5J, 8J, 8.5J, W9, 9, 9.00, 9J	258	10.2	782	30.8	363	14.3	2 390	94.1	370	450	65	1 720	3 790	1 650	3 640	1 560	3 440	1 450	3 195	15	19	13	16

Load capacity values at different speeds and pressures

Constant		0.8 bar	12 psi	1.2 bar	17 psi	1.6 bar	23 psi	2.0 bar	29 psi	2.4 bar	35 psi	3.2 bar	46 psi	4.0 bar	58 psi	4.5 bar	65 psi
km/h	mph	kg	lbs	kg	lbs	kg	lbs	kg	lbs	kg	lbs	kg	lbs	kg	lbs	kg	lbs
0	0	1 120	2 470	1 420	3 130	1 730	3 815	2 070	4 565	2 370	5 225	3 040	6 700	3 680	8 115	4 040	8 905
5	2.5	710	1 565	895	1 975	1 090	2 405	1 310	2 890	1 500	3 305	1 920	4 235	2 320	5 115	2 540	5 600
10	5	610	1 345	770	1 700	940	2 070	1 130	2 490	1 290	2 845	1 650	3 640	2 000	4 410	2 190	4 830
15	10	550	1 215	695	1 530	850	1 875	1 020	2 250	1 170	2 580	1 500	3 305	1 810	3 990	1 980	4 365
20	12.5	535	1 180	670	1 475	820	1 810	985	2 170	1 130	2 490	1 440	3 175	1 750	3 860	1 910	4 210
25	15	520	1 145	655	1 445	795	1 755	955	2 105	1 100	2 425	1 400	3 085	1 700	3 750	1 860	4 100
30	20	510	1 125	640	1 410	780	1 720	940	2 070	1 080	2 380	1 380	3 040	1 670	3 680	1 820	4 010
35	22.5	500	1 100	630	1 390	765	1 685	920	2 030	1 060	2 335	1 350	2 975	1 640	3 615	1 790	3 945
40	25	487	1 075	615	1 355	750	1 655	900	1 985	1 030	2 270	1 320	2 910	1 600	3 525	1 750	3 860
45	28	-	-	600	1 325	730	1 610	875	1 930	1 000	2 205	1 280	2 820	1 560	3 440	1 700	3 750
50	30	-	-	580	1 280	705	1 555	850	1 875	970	2 140	1 250	2 755	1 510	3 330	1 650	3 640
65	40	-	-	545	1 200	650	1 435	775	1 710	900	1 985	1 150	2 535	1 400	3 085	1 550	3 415

Liquid and salt ballasting

Tyre volume 100%		Water filling (75%)		Water / salt filling (75% / -30°C / -22°F)					
				Water		Salt ($CaCl_2$)		Total weight increase	
l	gal (US)	l	gal (US)	l	gal (US)	kg	lbs	kg	lbs
62	16	45	12	38	10	19	40	58	130

Tubes and valves

Valve tubeless	Tube product code	Valve tube-type
TR 413	-	-

Nokian TRI 2 360/70R20 – T445569

Product code	Size	LI/SS	Rim	Permitted rims	Width		Diameter		Loaded static radius		Rolling circumference		Speed Radius Index SRI	Maximum inflation pressure		Load capacity kg / lbs								Total tread depth		Tread depth measured on top of tie-bar	
					mm	in	mm	in	mm	in	mm	in		kPa	psi	30 km/h	20 mph	40 km/h	25 mph	50 km/h	30 mph	65 km/h	40 mph	mm	32 nds in	mm	32 nds in
T445569	360/70R20	131 D	W11	W10, W12	357	14.1	1 028	40.5	469	18.5	3 104	122.2	500	320	46	2 330	5 135	2 240	4 940	2 110	4 650	1 950	4 300	26	33	21,5	27

Load capacity values at different speeds and pressures

Constant		0.8 bar	12 psi	1.2 bar	17 psi	1.6 bar	23 psi	2.0 bar	29 psi	2.4 bar	35 psi	3.2 bar	46 psi
km/h	mph	kg	lbs	kg	lbs	kg	lbs	kg	lbs	kg	lbs	kg	lbs
0	0	1 900	4 190	2 440	5 380	3 040	6 700	3 580	7 890	4 140	9 125	5 160	11 375
5	2.5	1 200	2 645	1 540	3 395	1 920	4 235	2 250	4 960	2 610	5 755	3 260	7 185
10	5	1 040	2 295	1 330	2 930	1 650	3 640	1 940	4 275	2 250	4 960	2 800	6 175
15	10	935	2 060	1 200	2 645	1 500	3 305	1 760	3 880	2 040	4 495	2 540	5 600
20	12.5	900	1 985	1 160	2 555	1 440	3 175	1 690	3 725	1 970	4 345	2 450	5 400
25	15	875	1 930	1 130	2 490	1 400	3 085	1 650	3 640	1 910	4 210	2 380	5 245
30	20	860	1 895	1 110	2 445	1 380	3 040	1 620	3 570	1 880	4 145	2 330	5 135
35	22.5	845	1 865	1 090	2 405	1 350	2 975	1 590	3 505	1 840	4 055	2 290	5 050
40	25	825	1 820	1 060	2 335	1 320	2 910	1 550	3 415	1 800	3 970	2 240	4 940
45	28	-	-	1 030	2 270	1 280	2 820	1 510	3 330	1 750	3 860	2 180	4 805
50	30	-	-	1 000	2 205	1 250	2 755	1 460	3 220	1 700	3 750	2 110	4 650
65	40	-	-	925	2 040	1 150	2 535	1 360	3 000	1 550	3 415	1 950	4 300

Liquid and salt ballasting

Tyre volume 100%		Water filling (75%)		Water / salt filling (75% / -30°C / -22°F)					
				Water		Salt ($CaCl_2$)		Total weight increase	
l	gal (US)	l	gal (US)	l	gal (US)	kg	lbs	kg	lbs
155	41	115	30	95	25	49	110	144	315

Tubes and valves

Valve tubeless	Tube product code	Valve tube-type
TR 618 A	-	-

Nokian TRI 2 500/70R24 – T445467

1) SB = STEEL BELTED

Product code	Size	LI/SS	Rim	Permitted rims	Width		Diameter		Loaded static radius		Rolling circumference		Speed Radius Index SRI	Maximum inflation pressure		Load capacity kg / lbs								Total tread depth		Tread depth measured on top of tie-bar	
					mm	in	mm	in	mm	in	mm	in		kPa	psi	30 km/h	20 mph	40 km/h	25 mph	50 km/h	30 mph	65 km/h	40 mph	mm	32 nds in	mm	32 nds in
T445467	500/70R24 (19.5LR24)[1]	159 D	DW16L	DW15L, DW18L	503	19.8	1 310	51.6	585	23.0	3 958	155.8	610	400	58	5 200	11 465	5 000	11 025	4 700	10 360	4 375	9 645	28	35	23.5	30

Load capacity values at different speeds and pressures

Constant		0.8 bar	12 psi	1.2 bar	17 psi	1.6 bar	23 psi	2.0 bar	29 psi	2.4 bar	35 psi	3.2 bar	46 psi	4.0 bar	58 psi
km/h	mph	kg	lbs	kg	lbs	kg	lbs	kg	lbs	kg	lbs	kg	lbs	kg	lbs
0	0	3 460	7 630	4 500	9 920	5 440	11 995	6 450	14 220	7 500	16 535	9 500	20 945	11 500	25 355
5	2.5	2 180	4 805	2 830	6 240	3 440	7 585	4 060	8 950	4 720	10 405	6 000	13 230	7 250	15 985
10	5	1 880	4 145	2 440	5 380	2 950	6 505	3 500	7 715	4 080	8 995	5 160	11 375	6 250	13 780
15	10	1 700	3 750	2 210	4 870	2 670	5 885	3 180	7 010	3 680	8 115	4 680	10 320	5 660	12 480
20	12.5	1 640	3 615	2 130	4 695	2 580	5 690	3 060	6 745	3 560	7 850	4 500	9 920	5 460	12 035
25	15	1 590	3 505	2 070	4 565	2 510	5 535	2 970	6 550	3 460	7 630	4 380	9 655	5 300	11 685
30	20	1 560	3 440	2 030	4 475	2 460	5 425	2 920	6 435	3 380	7 450	4 300	9 480	5 200	11 465
35	22.5	1 530	3 375	1 990	4 385	2 410	5 315	2 860	6 305	3 320	7 320	4 220	9 305	5 100	11 245
40	25	1 500	3 305	1 950	4 300	2 360	5 205	2 800	6 175	3 250	7 165	4 125	9 095	5 000	11 025
45	28	-	-	1 900	4 190	2 290	5 050	2 720	5 995	3 160	6 965	4 020	8 860	4 860	10 715
50	30	-	-	1 840	4 055	2 220	4 895	2 640	5 820	3 060	6 745	3 880	8 555	4 700	10 360
65	40	-	-	1 700	3 750	2 060	4 540	2 430	5 355	2 800	6 175	3 650	8 045	4 375	9 645

Liquid and salt ballasting

Tyre volume 100%		Water filling (75%)		Water / salt filling (75% / -30°C / -22°F)					
				Water		Salt ($CaCl_2$)		Total weight increase	
l	gal (US)	l	gal (US)	l	gal (US)	kg	lbs	kg	lbs
415	110	310	82	255	67	130	285	385	850

Tubes and valves

Valve tubeless	Tube product code	Valve tube-type
TR 618 A	T55116	TR 218A

Nokian TRI 2 420/65R24 – T445392

Product code	Size	LI/SS	Rim	Permitted rims	Width		Diameter		Loaded static radius		Rolling circumference		Speed Radius Index SRI	Maximum inflation pressure		Load capacity kg / lbs								Total tread depth		Tread depth measured on top of tie-bar	
					mm	in	mm	in	mm	in	mm	in		kPa	psi	30 km/h	20 mph	40 km/h	25 mph	50 km/h	30 mph	65 km/h	40 mph	mm	32 nds in	mm	32 nds in
T445392	420/65R24	146 D	DW13	W12, W13, W14L, DW12, DW14L, DW15L	418	16.5	1 156	45.5	525	20.7	3 493	137.5	550	400	58	3 600	7 935	3 450	7 605	3 260	7 185	3 000	6 615	26	33	21.5	27

Load capacity values at different speeds and pressures

Constant		0.8 bar	12 psi	1.2 bar	17 psi	1.6 bar	23 psi	2.0 bar	29 psi	2.4 bar	35 psi	3.2 bar	46 psi	4.0 bar	58 psi
km/h	mph	kg	lbs	kg	lbs	kg	lbs	kg	lbs	kg	lbs	kg	lbs	kg	lbs
0	0	2 370	5 225	3 140	6 920	3 800	8 375	4 500	9 920	5 160	11 375	6 450	14 220	7 950	17 525
5	2.5	1 500	3 305	1 980	4 365	2 400	5 290	2 830	6 240	3 260	7 185	4 060	8 950	5 020	11 065
10	5	1 290	2 845	1 700	3 750	2 070	4 565	2 440	5 380	2 800	6 175	3 500	7 715	4 320	9 525
15	10	1 170	2 580	1 540	3 395	1 870	4 125	2 210	4 870	2 540	5 600	3 180	7 010	3 900	8 600
20	12.5	1 130	2 490	1 490	3 285	1 800	3 970	2 130	4 695	2 450	5 400	3 060	6 745	3 780	8 335
25	15	1 100	2 425	1 450	3 195	1 750	3 860	2 070	4 565	2 380	5 245	2 970	6 550	3 660	8 070
30	20	1 080	2 380	1 420	3 130	1 720	3 790	2 030	4 475	2 330	5 135	2 920	6 435	3 600	7 935
35	22.5	1 060	2 335	1 390	3 065	1 690	3 725	1 990	4 385	2 290	5 050	2 860	6 305	3 520	7 760
40	25	1 030	2 270	1 360	3 000	1 650	3 640	1 950	4 300	2 240	4 940	2 800	6 175	3 450	7 605
45	28	-	-	1 320	2 910	1 610	3 550	1 900	4 190	2 180	4 805	2 720	5 995	3 360	7 405
50	30	-	-	1 280	2 820	1 560	3 440	1 840	4 055	2 110	4 650	2 640	5 820	3 260	7 185
65	40	-	-	1 180	2 600	1 450	3 195	1 700	3 750	1 950	4 300	2 430	5 355	3 000	6 615

Liquid and salt ballasting

Tyre volume 100%		Water filling (75%)		Water / salt filling (75% / -30°C / -22°F)					
				Water		Salt ($CaCl_2$)		Total weight increase	
l	gal (US)	l	gal (US)	l	gal (US)	kg	lbs	kg	lbs
220	58	165	44	135	36	69	150	204	450

Tubes and valves

Valve tubeless	Tube product code	Valve tube-type
TR 618 A	T55100	TR 218A

Nokian TRI 2 460/65R24 – T445393

Product code	Size	LI/SS	Rim	Permitted rims	Width		Diameter		Loaded static radius		Rolling circumference		Speed Radius Index SRI	Maximum inflation pressure		Load capacity kg / lbs								Total tread depth		Tread depth measured on top of tie-bar	
					mm	in	mm	in	mm	in	mm	in		kPa	psi	30 km/h	20 mph	40 km/h	25 mph	50 km/h	30 mph	65 km/h	40 mph	mm	32 nds in	mm	32 nds in
T445393	460/65R24	151 D	DW14L	W15L, W16L, DW15L, DW16L	454	17.9	1 208	47.6	550	21.7	3 638	143.2	575	400	58	4 160	9 170	4 000	8 820	3 760	8 290	3 450	7 605	28	35	23.5	30

Load capacity values at different speeds and pressures

Constant		0.8 bar	12 psi	1.2 bar	17 psi	1.6 bar	23 psi	2.0 bar	29 psi	2.4 bar	35 psi	3.2 bar	46 psi	4.0 bar	58 psi
km/h	mph	kg	lbs	kg	lbs	kg	lbs	kg	lbs	kg	lbs	kg	lbs	kg	lbs
0	0	2 800	6 175	3 580	7 890	4 380	9 655	5 160	11 375	5 940	13 095	7 500	16 535	9 200	20 280
5	2.5	1 770	3 900	2 250	4 960	2 760	6 085	3 260	7 185	3 740	8 245	4 720	10 405	5 800	12 785
10	5	1 520	3 350	1 940	4 275	2 380	5 245	2 800	6 175	3 220	7 100	4 080	8 995	5 000	11 025
15	10	1 380	3 040	1 760	3 880	2 150	4 740	2 540	5 600	2 910	6 415	3 680	8 115	4 520	9 965
20	12.5	1 330	2 930	1 690	3 725	2 080	4 585	2 450	5 400	2 810	6 195	3 560	7 850	4 360	9 610
25	15	1 290	2 845	1 650	3 640	2 020	4 455	2 380	5 245	2 730	6 020	3 460	7 630	4 240	9 350
30	20	1 270	2 800	1 620	3 570	1 980	4 365	2 330	5 135	2 680	5 910	3 380	7 450	4 160	9 170
35	22.5	1 240	2 735	1 590	3 505	1 940	4 275	2 290	5 050	2 630	5 800	3 320	7 320	4 080	8 995
40	25	1 215	2 680	1 550	3 415	1 900	4 190	2 240	4 940	2 575	5 675	3 250	7 165	4 000	8 820
45	28	-	-	1 510	3 330	1 850	4 080	2 180	4 805	2 500	5 510	3 160	6 965	3 880	8 555
50	30	-	-	1 460	3 220	1 790	3 945	2 110	4 650	2 430	5 355	3 060	6 745	3 760	8 290
65	40	-	-	1 360	3 000	1 650	3 640	1 950	4 300	2 240	4 940	2 800	6 175	3 450	7 605

Liquid and salt ballasting

Tyre volume 100%		Water filling (75%)		Water / salt filling (75% / -30°C / -22°F)					
				Water		Salt ($CaCl_2$)		Total weight increase	
l	gal (US)	l	gal (US)	l	gal (US)	kg	lbs	kg	lbs
270	71	205	54	166	44	85	185	251	555

Tubes and valves

Valve tubeless	Tube product code	Valve tube-type
TR 618 A	T55111	TR 218A

Nokian TRI 2 540/65R24 – T445420

Product code	Size	LI/SS	Rim	Permitted rims	Width		Diameter		Loaded static radius		Rolling circumference		Speed Radius Index SRI	Maximum inflation pressure		Load capacity kg / lbs								Total tread depth		Tread depth measured on top of tie-bar	
					mm	in	mm	in	mm	in	mm	in		kPa	psi	30 km/h	20 mph	40 km/h	25 mph	50 km/h	30 mph	65 km/h	40 mph	mm	32 nds in	mm	32 nds in
T445420	540/65R24	154 D	DW18L	DW16L	550	21.7	1 312	51.7	587	23.1	3 952	155.6	625	320	46	4 420	9 745	4 250	9 370	4 000	8 820	3 750	8 265	28	35	23.5	30

Load capacity values at different speeds and pressures

Constant		0.8 bar	12 psi	1.2 bar	17 psi	1.6 bar	23 psi	2.0 bar	29 psi	2.4 bar	35 psi	3.2 bar	46 psi
km/h	mph	kg	lbs	kg	lbs	kg	lbs	kg	lbs	kg	lbs	kg	lbs
0	0	3 580	7 890	4 600	10 140	5 600	12 345	6 700	14 770	7 750	17 085	9 800	21 605
5	2.5	2 250	4 960	2 900	6 395	3 540	7 805	4 220	9 305	4 860	10 715	6 200	13 670
10	5	1 940	4 275	2 500	5 510	3 040	6 700	3 640	8 025	4 200	9 260	5 320	11 730
15	10	1 760	3 880	2 260	4 980	2 750	6 065	3 280	7 230	3 800	8 375	4 820	10 625
20	12.5	1 690	3 725	2 180	4 805	2 650	5 840	3 180	7 010	3 660	8 070	4 640	10 230
25	15	1 650	3 640	2 120	4 675	2 580	5 690	3 080	6 790	3 560	7 850	4 520	9 965
30	20	1 620	3 570	2 080	4 585	2 530	5 580	3 020	6 660	3 500	7 715	4 420	9 745
35	22.5	1 590	3 505	2 040	4 495	2 480	5 465	2 960	6 525	3 420	7 540	4 340	9 570
40	25	1 550	3 415	2 000	4 410	2 430	5 355	2 900	6 395	3 350	7 385	4 250	9 370
45	28	-	-	1 940	4 275	2 360	5 205	2 820	6 215	3 260	7 185	4 140	9 125
50	30	-	-	1 880	4 145	2 290	5 050	2 730	6 020	3 160	6 965	4 000	8 820
65	40	-	-	1 750	3 860	2 120	4 675	2 500	5 510	2 900	6 395	3 750	8 265

Liquid and salt ballasting

Tyre volume 100%		Water filling (75%)		Water / salt filling (75% / -30°C / -22°F)					
				Water		Salt ($CaCl_2$)		Total weight increase	
l	gal (US)	l	gal (US)	l	gal (US)	kg	lbs	kg	lbs
415	110	310	82	255	67	130	285	386	850

Tubes and valves

Valve tubeless	Tube product code	Valve tube-type
TR 618 A	T55116	TR 218A

Nokian TRI 2 480/65R28 – T445444

Product code	Size	LI/SS	Rim	Permitted rims	Width		Diameter		Loaded static radius		Rolling circumference		Speed Radius Index SRI	Maximum inflation pressure		Load capacity kg / lbs								Total tread depth		Tread depth measured on top of tie-bar	
					mm	in	mm	in	mm	in	mm	in		kPa	psi	30 km/h	20 mph	40 km/h	25 mph	50 km/h	30 mph	65 km/h	40 mph	mm	32 nds in	mm	32 nds in
T445444	480/65R28	149 D	DW15L	DW14L, DW16L	479	18.9	1 335	52.6	604	23.8	4 040	159.1	650	320	46	3 900	8 600	3 750	8 265	3 540	7 805	3 250	7 165	28	35	23.5	30

Load capacity values at different speeds and pressures

Constant		0.8 bar	12 psi	1.2 bar	17 psi	1.6 bar	23 psi	2.0 bar	29 psi	2.4 bar	35 psi	3.2 bar	46 psi
km/h	mph	kg	lbs	kg	lbs	kg	lbs	kg	lbs	kg	lbs	kg	lbs
0	0	3 140	6 920	4 040	8 905	5 020	11 065	5 940	13 095	6 700	14 770	8 650	19 070
5	2.5	1 980	4 365	2 540	5 600	3 180	7 010	3 740	8 245	4 220	9 305	5 440	11 995
10	5	1 700	3 750	2 190	4 830	2 730	6 020	3 220	7 100	3 640	8 025	4 700	10 360
15	10	1 540	3 395	1 980	4 365	2 470	5 445	2 910	6 415	3 280	7 230	4 240	9 350
20	12.5	1 490	3 285	1 910	4 210	2 380	5 245	2 810	6 195	3 180	7 010	4 100	9 040
25	15	1 450	3 195	1 860	4 100	2 320	5 115	2 730	6 020	3 080	6 790	3 980	8 775
30	20	1 420	3 130	1 820	4 010	2 270	5 005	2 680	5 910	3 020	6 660	3 900	8 600
35	22.5	1 390	3 065	1 790	3 945	2 230	4 915	2 630	5 800	2 960	6 525	3 840	8 465
40	25	1 360	3 000	1 750	3 860	2 180	4 805	2 575	5 675	2 900	6 395	3 750	8 265
45	28	-	-	1 700	3 750	2 120	4 675	2 500	5 510	2 820	6 215	3 640	8 025
50	30	-	-	1 650	3 640	2 050	4 520	2 430	5 355	2 730	6 020	3 540	7 805
65	40	-	-	1 550	3 415	1 900	4 190	2 240	4 940	2 500	5 510	3 250	7 165

Liquid and salt ballasting

Tyre volume 100%		Water filling (75%)		Water / salt filling (75% / -30°C / -22°F)					
				Water		Salt ($CaCl_2$)		Total weight increase	
l	gal (US)	l	gal (US)	l	gal (US)	kg	lbs	kg	lbs
345	91	260	69	212	56	108	240	321	710

Tubes and valves

Valve tubeless	Tube product code	Valve tube-type
TR 618 A	-	-

Nokian TRI 2 540/65R28 – T445442

Product code	Size	LI/SS	Rim	Permitted rims	Width		Diameter		Loaded static radius		Rolling circumference		Speed Radius Index SRI	Maximum inflation pressure		Load capacity kg / lbs								Total tread depth		Tread depth measured on top of tie-bar	
					mm	in	mm	in	mm	in	mm	in		kPa	psi	30 km/h	20 mph	40 km/h	25 mph	50 km/h	30 mph	65 km/h	40 mph	mm	32 nds in	mm	32 nds in
T445442	540/65R28	155 D	DW18L	DW16L	550	21.7	1 413	55.6	641	25.2	4 273	168.2	675	320	46	4 680	10 320	4 500	9 920	4 240	9 350	3 875	8 545	28	35	23	29

Load capacity values at different speeds and pressures

Constant		0.8 bar	12 psi	1.2 bar	17 psi	1.6 bar	23 psi	2.0 bar	29 psi	2.4 bar	35 psi	3.2 bar	46 psi
km/h	mph	kg	lbs	kg	lbs	kg	lbs	kg	lbs	kg	lbs	kg	lbs
0	0	3 800	8 375	4 880	10 760	5 940	13 095	7 100	15 655	8 200	18 080	10 350	22 820
5	2.5	2 400	5 290	3 080	6 790	3 740	8 245	4 460	9 835	5 160	11 375	6 550	14 440
10	5	2 070	4 565	2 650	5 840	3 220	7 100	3 860	8 510	4 440	9 790	5 640	12 435
15	10	1 870	4 125	2 400	5 290	2 910	6 415	3 480	7 670	4 020	8 860	5 100	11 245
20	12.5	1 800	3 970	2 320	5 115	2 810	6 195	3 360	7 405	3 880	8 555	4 920	10 845
25	15	1 750	3 860	2 250	4 960	2 730	6 020	3 260	7 185	3 780	8 335	4 780	10 540
30	20	1 720	3 790	2 210	4 870	2 680	5 910	3 200	7 055	3 700	8 155	4 680	10 320
35	22.5	1 690	3 725	2 170	4 785	2 630	5 800	3 140	6 920	3 640	8 025	4 600	10 140
40	25	1 650	3 640	2 120	4 675	2 575	5 675	3 075	6 780	3 550	7 825	4 500	9 920
45	28	-	-	2 060	4 540	2 500	5 510	2 990	6 590	3 460	7 630	4 380	9 655
50	30	-	-	2 000	4 410	2 430	5 355	2 900	6 395	3 340	7 365	4 240	9 350
65	40	-	-	1 850	4 080	2 240	4 940	2 725	6 010	3 075	6 780	3 875	8 545

Liquid and salt ballasting

Tyre volume 100%		Water filling (75%)		Water / salt filling (75% / -30°C / -22°F)					
				Water		Salt ($CaCl_2$)		Total weight increase	
l	gal (US)	l	gal (US)	l	gal (US)	kg	lbs	kg	lbs
450	119	340	90	277	73	141	310	418	920

Tubes and valves

Valve tubeless	Tube product code	Valve tube-type
TR 618 A	T545229	TR 218A

Nokian TRI 2 540/65R30 – T445371

Product code	Size	LI/SS	Rim	Permitted rims	Width		Diameter		Loaded static radius		Rolling circumference		Speed Radius Index SRI	Maximum inflation pressure		Load capacity kg / lbs								Total tread depth		Tread depth measured on top of tie-bar	
					mm	in	mm	in	mm	in	mm	in		kPa	psi	30 km/h	20 mph	40 km/h	25 mph	50 km/h	30 mph	65 km/h	40 mph	mm	32 nds in	mm	32 nds in
T445371	540/65R30	156 D	DW18L	DW16L	550	21.7	1 464	57.6	667	26.3	4 417	173.9	700	320	46	4 820	10 625	4 625	10 195	4 360	9 610	4 000	8 820	30	38	25	32

Load capacity values at different speeds and pressures

Constant		0.8 bar	12 psi	1.2 bar	17 psi	1.6 bar	23 psi	2.0 bar	29 psi	2.4 bar	35 psi	3.2 bar	46 psi
km/h	mph	kg	lbs	kg	lbs	kg	lbs	kg	lbs	kg	lbs	kg	lbs
0	0	3 920	8 640	5 020	11 065	6 100	13 450	7 250	15 985	8 400	18 520	10 650	23 480
5	2.5	2 470	5 445	3 180	7 010	3 860	8 510	4 580	10 095	5 300	11 685	6 750	14 880
10	5	2 130	4 695	2 730	6 020	3 320	7 320	3 940	8 685	4 580	10 095	5 800	12 785
15	10	1 930	4 255	2 470	5 445	3 000	6 615	3 560	7 850	4 140	9 125	5 240	11 550
20	12.5	1 860	4 100	2 380	5 245	2 890	6 370	3 440	7 585	3 980	8 775	5 060	11 155
25	15	1 810	3 990	2 320	5 115	2 810	6 195	3 340	7 365	3 880	8 555	4 920	10 845
30	20	1 770	3 900	2 270	5 005	2 760	6 085	3 280	7 230	3 800	8 375	4 820	10 625
35	22.5	1 740	3 835	2 230	4 915	2 710	5 975	3 220	7 100	3 740	8 245	4 720	10 405
40	25	1 700	3 750	2 180	4 805	2 650	5 840	3 150	6 945	3 650	8 045	4 625	10 195
45	28	-	-	2 120	4 675	2 580	5 690	3 060	6 745	3 560	7 850	4 500	9 920
50	30	-	-	2 050	4 520	2 500	5 510	2 970	6 550	3 440	7 585	4 360	9 610
65	40	-	-	1 900	4 190	2 300	5 070	2 725	6 010	3 150	6 945	4 000	8 820

Liquid and salt ballasting

Tyre volume 100%		Water filling (75%)		Water / salt filling (75% / -30°C / -22°F)					
				Water		Salt ($CaCl_2$)		Total weight increase	
l	gal (US)	l	gal (US)	l	gal (US)	kg	lbs	kg	lbs
470	124	355	94	289	76	147	325	437	965

Tubes and valves

Valve tubeless	Tube product code	Valve tube-type
TR 618 A	T55371	TR 218A

Nokian TRI 2 600/65R38 – T445445

Product code	Size	LI/SS	Rim	Permitted rims	Width		Diameter		Loaded static radius		Rolling circumference		Speed Radius Index SRI	Maximum inflation pressure		Load capacity kg / lbs								Total tread depth		Tread depth measured on top of tie-bar	
					mm	in	mm	in	mm	in	mm	in		kPa	psi	30 km/h	20 mph	40 km/h	25 mph	50 km/h	30 mph	65 km/h	40 mph	mm	32 nds in	mm	32 nds in
T445445	600/65R38	166 D	DW18L	DW20B	591	23.3	1 745	68.7	790	31.1	5 290	208.3	825	320	46	6 250	13 780	6 000	13 230	5 640	12 435	5 300	11 685	30	38	25	32

Load capacity values at different speeds and pressures

Constant		0.8 bar	12 psi	1.2 bar	17 psi	1.6 bar	23 psi	2.0 bar	29 psi	2.4 bar	35 psi	3.2 bar	46 psi
km/h	mph	kg	lbs	kg	lbs	kg	lbs	kg	lbs	kg	lbs	kg	lbs
0	0	5 160	11 375	6 700	14 770	8 200	18 080	9 500	20 945	10 950	24 140	13 800	30 425
5	2.5	3 260	7 185	4 220	9 305	5 160	11 375	6 000	13 230	6 900	15 210	8 700	19 180
10	5	2 800	6 175	3 640	8 025	4 440	9 790	5 160	11 375	5 940	13 095	7 500	16 535
15	10	2 540	5 600	3 280	7 230	4 020	8 860	4 680	10 320	5 380	11 860	6 800	14 990
20	12.5	2 450	5 400	3 180	7 010	3 880	8 555	4 500	9 920	5 180	11 420	6 550	14 440
25	15	2 380	5 245	3 080	6 790	3 780	8 335	4 380	9 655	5 040	11 110	6 400	14 110
30	20	2 330	5 135	3 020	6 660	3 700	8 155	4 300	9 480	4 940	10 890	6 250	13 780
35	22.5	2 290	5 050	2 960	6 525	3 640	8 025	4 220	9 305	4 860	10 715	6 150	13 560
40	25	2 240	4 940	2 900	6 395	3 550	7 825	4 125	9 095	4 750	10 470	6 000	13 230
45	28	-	-	2 820	6 215	3 460	7 630	4 020	8 860	4 620	10 185	5 820	12 830
50	30	-	-	2 730	6 020	3 340	7 365	3 880	8 555	4 480	9 875	5 640	12 435
65	40	-	-	2 500	5 510	3 075	6 780	3 650	8 045	4 125	9 095	5 300	11 685

Liquid and salt ballasting

Tyre volume 100%		Water filling (75%)		Water / salt filling (75% / -30°C / -22°F)					
				Water		Salt ($CaCl_2$)		Total weight increase	
l	gal (US)	l	gal (US)	l	gal (US)	kg	lbs	kg	lbs
720	190	540	143	443	117	226	500	669	1 475

Tubes and valves

Valve tubeless	Tube product code	Valve tube-type
TR 618 A	T55445	TR 218A

Nokian TRI 2 650/65R38 – T445443

Product code	Size	LI/SS	Rim	Permitted rims	Width		Diameter		Loaded static radius		Rolling circumference		Speed Radius Index SRI	Maximum inflation pressure		Load capacity kg / lbs								Total tread depth		Tread depth measured on top of tie-bar	
					mm	in	mm	in	mm	in	mm	in		kPa	psi	30 km/h	20 mph	40 km/h	25 mph	50 km/h	30 mph	65 km/h	40 mph	mm	32 nds in	mm	32 nds in
T445443	650/65R38	170 D	DW20B	DW18L, DW23B	645	25.4	1 811	71.3	819	32.2	5 510	216.9	875	320	46	7 200	15 875	6 900	15 210	6 500	14 330	6 000	13 230	33	42	28	35

Load capacity values at different speeds and pressures

Constant		0.8 bar	12 psi	1.2 bar	17 psi	1.6 bar	23 psi	2.0 bar	29 psi	2.4 bar	35 psi	3.2 bar	46 psi
km/h	mph	kg	lbs	kg	lbs	kg	lbs	kg	lbs	kg	lbs	kg	lbs
0	0	5 760	12 700	7 500	16 535	9 200	20 280	10 950	24 140	12 550	27 670	15 900	35 055
5	2.5	3 640	8 025	4 720	10 405	5 800	12 785	6 900	15 210	7 950	17 525	10 050	22 155
10	5	3 140	6 920	4 080	8 995	5 000	11 025	5 940	13 095	6 850	15 100	8 650	19 070
15	10	2 830	6 240	3 680	8 115	4 520	9 965	5 380	11 860	6 200	13 670	7 800	17 195
20	12.5	2 730	6 020	3 560	7 850	4 360	9 610	5 180	11 420	5 960	13 140	7 550	16 645
25	15	2 650	5 840	3 460	7 630	4 240	9 350	5 040	11 110	5 780	12 745	7 350	16 205
30	20	2 600	5 730	3 380	7 450	4 160	9 170	4 940	10 890	5 680	12 520	7 200	15 875
35	22.5	2 550	5 620	3 320	7 320	4 080	8 995	4 860	10 715	5 560	12 260	7 050	15 540
40	25	2 500	5 510	3 250	7 165	4 000	8 820	4 750	10 470	5 450	12 015	6 900	15 210
45	28	-	-	3 160	6 965	3 880	8 555	4 620	10 185	5 300	11 685	6 700	14 770
50	30	-	-	3 060	6 745	3 760	8 290	4 480	9 875	5 140	11 330	6 500	14 330
65	40	-	-	2 800	6 175	3 450	7 605	4 125	9 095	4 750	10 470	6 000	13 230

Liquid and salt ballasting

Tyre volume 100%		Water filling (75%)		Water / salt filling (75% / -30°C / -22°F)					
				Water		Salt ($CaCl_2$)		Total weight increase	
l	gal (US)	l	gal (US)	l	gal (US)	kg	lbs	kg	lbs
865	229	650	172	532	141	271	595	804	1 770

Tubes and valves

Valve tubeless	Tube product code	Valve tube-type
TR 618 A	-	-

Nokian TRI 2 650/65R42 – T445390

Product code	Size	LI/SS	Rim	Permitted rims	Width		Diameter		Loaded static radius		Rolling circumference		Speed Radius Index SRI	Maximum inflation pressure		Load capacity kg / lbs								Total tread depth		Tread depth measured on top of tie-bar	
					mm	in	mm	in	mm	in	mm	in		kPa	psi	30 km/h	20 mph	40 km/h	25 mph	50 km/h	30 mph	65 km/h	40 mph	mm	32 nds in	mm	32 nds in
T445390	650/65R42	171 D	DW20A	DW18L, DW23A	645	25.4	1 913	75.3	873	34.4	5 799	228.3	925	320	46	7 400	16 315	7 100	15 655	6 700	14 770	6 150	13 560	33	42	28	35

Load capacity values at different speeds and pressures

Constant		0.8 bar	12 psi	1.2 bar	17 psi	1.6 bar	23 psi	2.0 bar	29 psi	2.4 bar	35 psi	3.2 bar	46 psi
km/h	mph	kg	lbs	kg	lbs	kg	lbs	kg	lbs	kg	lbs	kg	lbs
0	0	6 100	13 450	7 950	17 525	9 500	20 945	11 250	24 800	12 900	28 440	16 350	36 045
5	2.5	3 860	8 510	5 020	11 065	6 000	13 230	7 100	15 655	8 150	17 965	10 300	22 705
10	5	3 320	7 320	4 320	9 525	5 160	11 375	6 100	13 450	7 000	15 430	8 900	19 620
15	10	3 000	6 615	3 900	8 600	4 680	10 320	5 520	12 170	6 350	14 000	8 050	17 745
20	12.5	2 890	6 370	3 780	8 335	4 500	9 920	5 320	11 730	6 150	13 560	7 750	17 085
25	15	2 810	6 195	3 660	8 070	4 380	9 655	5 180	11 420	5 940	13 095	7 550	16 645
30	20	2 760	6 085	3 600	7 935	4 300	9 480	5 080	11 200	5 840	12 875	7 400	16 315
35	22.5	2 710	5 975	3 520	7 760	4 220	9 305	4 980	10 980	5 720	12 610	7 250	15 985
40	25	2 650	5 840	3 450	7 605	4 125	9 095	4 875	10 745	5 600	12 345	7 100	15 655
45	28	-	-	3 360	7 405	4 020	8 860	4 740	10 450	5 440	11 995	6 900	15 210
50	30	-	-	3 260	7 185	3 880	8 555	4 600	10 140	5 280	11 640	6 700	14 770
65	40	-	-	3 000	6 615	3 650	8 045	4 250	9 370	4 875	10 745	6 150	13 560

Liquid and salt ballasting

Tyre volume 100%		Water filling (75%)		Water / salt filling (75% / -30°C / -22°F)					
				Water		Salt ($CaCl_2$)		Total weight increase	
l	gal (US)	l	gal (US)	l	gal (US)	kg	lbs	kg	lbs
925	244	695	184	645	170	290	640	935	2 060

Tubes and valves

Valve tubeless	Tube product code	Valve tube-type
TR 618 A	-	-

Nokian TRI 2 – all sizes

Product code	Size	LI/SS	Rim	Permitted rims	Width		Diameter		Loaded static radius		Rolling circumference		Speed Radius Index SRI	Maximum inflation pressure		Load capacity kg / lbs								Total tread depth		Tread depth measured on top of tie-bar	
					mm	in	mm	in	mm	in	mm	in		kPa	psi	30 km/h	20 mph	40 km/h	25 mph	50 km/h	30 mph	65 km/h	40 mph	mm	32 nds in	mm	32 nds in
T445579	320/85R28	136 D	DW10	W9, W10, DW11	319	12.6	1 250	49.2	574	22.6	3 782	148.9	600	320	46	2 680	5 910	2 575	5 675	2 430	5 355	2 240	4 940	24	30	19.5	25
T845495	250/80R16[1])	119 G	W8	W7, 7J, 7.5J, 8J, 8.5J, W9, 9, 9.00, 9J	268	10.6	814	32.0	383	15.1	2 488	98.0	390	450	65	1 820	4 010	1 750	3 860	1 650	3 640	1 550	3 415	17	21	13.5	17
T445391	340/80R18	138 D	11	W10, W11, 12, W12	343	13.5	1 001	39.4	453	17.8	3 010	118.5	475	400	58	2 840	6 260	2 725	6 010	2 570	5 665	2 360	5 205	25	32	20.5	26
T445389	360/80R20	143 D	11	W10, W11, 12, W12	357	14.1	1 092	43.0	495	19.5	3 280	129.1	500	400	58	3 200	7 055	3 075	6 780	2 900	6 395	2 725	6 010	26	33	21.5	27
T445419	300/80R24	128 D	DW10	W9, W10, W11, DW11	295	11.6	1 090	42.9	499	19.6	3 292	129.6	525	320	46	2 150	4 740	2 060	4 540	1 940	4 275	1 800	3 970	24	30	19.5	25
T445376	340/80R24	135 D	DW11	W10, W11, W12, DW10, DW12	343	13.5	1 154	45.4	532	20.9	3 487	137.3	550	320	46	2 600	5 730	2 500	5 510	2 350	5 180	2 180	4 805	25	32	20.5	26
T445378	360/80R24	138 D	DW11	W10, W11, W12, W13, DW10, DW12, DW13	357	14.1	1 186	46.7	542	21.3	3 581	141.0	575	320	46	2 840	6 260	2 725	6 010	2 570	5 665	2 360	5 205	26	33	21.5	27
T445372	400/80R24	144 D	DW13	W12, W13, W14L, DW12, DW14L	404	15.9	1 250	49.2	568	22.4	3 764	148.2	600	320	46	3 380	7 450	3 250	7 165	3 060	6 745	2 800	6 175	27	34	22.5	28
T445385	440/80R24	149 D	DW14L	W15L, DW15L	441	17.4	1 314	51.7	596	23.5	3 965	156.1	625	320	46	3 900	8 600	3 750	8 265	3 540	7 805	3 250	7 165	28	35	23.5	30
T445550	360/80R28	142 D	DW11	W11, W12, W13, DW12, DW13	357	14.1	1 302	51.3	595	23.4	3 946	155.4	625	320	46	3 120	6 880	3 000	6 615	2 820	6 215	2 650	5 840	26	33	21,5	27
T445383	400/80R28	146 D	DW13	W12, W13, W14L, DW12, DW14L	404	15.9	1 351	53.2	620	24.4	4 090	161.0	650	320	46	3 600	7 935	3 450	7 605	3 260	7 185	3 000	6 615	27	34	22.5	28
T445337	440/80R28	151 D	DW14L	W15L, W16L, DW15L, DW16L	441	17.4	1 415	55.7	644	25.4	4 266	168.0	675	320	46	4 160	9 170	4 000	8 820	3 760	8 290	3 450	7 605	28	35	23.5	30
T445384	440/80R30	153 D	DW14L	DW15L, W16L	441	17.4	1 466	57.7	670	26.4	4 430	174.4	700	320	46	4 300	9 480	4 125	9 095	3 880	8 555	3 650	8 045	28	35	23	29
T445386	480/80R30	157 D	DW15L	DW16L, DW18L	479	18.9	1 530	60.2	694	27.3	4 631	182.3	725	320	46	4 940	10 890	4 750	10 470	4 480	9 875	4 125	9 095	29	37	24	30
T445369	440/80R34	155 D	DW14L	DW15L, DW16L	441	17.4	1 568	61.7	717	28.2	4 750	187.0	750	320	46	4 560	10 055	4 375	9 645	4 120	9 085	3 875	8 545	28	35	23	29
T445370	480/80R34	159 D	DW15L	DW16L, DW18L	479	18.9	1 632	64.3	743	29.3	4 939	194.4	775	320	46	5 200	11 465	5 000	11 025	4 700	10 360	4 375	9 645	29	37	24	30
T445377	480/80R38	161 D	DW15L	DW16L, DW18L	479	18.9	1 733	68.2	793	31.2	5 265	207.3	825	320	46	5 520	12 170	5 300	11 685	5 000	11 025	4 625	10 195	29	37	24	30
T445338	540/80R38	167 D	DW18L	DW16L	550	21.7	1 829	72.0	834	32.8	5 529	217.7	875	320	46	6 600	14 550	6 300	13 890	5 940	13 095	5 450	12 015	30	38	25	32
T445518	620/80R42	177 D	DW20B	TW20B, DW21B, TW21B, DW23B, TW23B	625	24.6	2 059	81.1	934	36.8	6 262	246.5	975	320	46	8 600	18 960	8 250	18 190	7 800	17 195	7 300	16 095	35	44	30	38
T845538	270/75R15[1])	109 G	8.5J	7J, 7.5J, 8J, 8.5J, 9, 9.00, 9J, 9.5J	277	10.9	784	30.9	364	14.3	2 393	94.2	370	450	65	1 880	4 145	1 800	3 970	1 700	3 750	1 550	3 415	15	19	13	16
T845539	250/75R16[1])	120 G	W8	W7, 7J, 7.5J, 8J, 8.5J, W9, 9, 9.00, 9J	258	10.2	782	30.8	363	14.3	2 390	94.1	370	450	65	1 720	3 790	1 650	3 640	1 560	3 440	1 450	3 195	15	19	13	16
T445569	360/70R20	131 D	W11	W10, W12	357	14.1	1 028	40.5	469	18.5	3 104	122.2	500	320	46	2 330	5 135	2 240	4 940	2 110	4 650	1 950	4 300	26	33	21,5	27
T445467	500/70R24 (19.5LR24)[1])	159 D	DW16L	DW15L, DW18L	503	19.8	1 310	51.6	585	23.0	3 958	155.8	610	400	58	5 200	11 465	5 000	11 025	4 700	10 360	4 375	9 645	28	35	23.5	30
T445392	420/65R24	146 D	DW13	W12, W13, W14L, DW12, DW14L, DW15L	418	16.5	1 156	45.5	525	20.7	3 493	137.5	550	400	58	3 600	7 935	3 450	7 605	3 260	7 185	3 000	6 615	26	33	21.5	27
T445393	460/65R24	151 D	DW14L	W15L, W16L, DW15L, DW16L	454	17.9	1 208	47.6	550	21.7	3 638	143.2	575	400	58	4 160	9 170	4 000	8 820	3 760	8 290	3 450	7 605	28	35	23.5	30
T445420	540/65R24	154 D	DW18L	DW16L	550	21.7	1 312	51.7	587	23.1	3 952	155.6	625	320	46	4 420	9 745	4 250	9 370	4 000	8 820	3 750	8 265	28	35	23.5	30
T445444	480/65R28	149 D	DW15L	DW14L, DW16L	479	18.9	1 335	52.6	604	23.8	4 040	159.1	650	320	46	3 900	8 600	3 750	8 265	3 540	7 805	3 250	7 165	28	35	23.5	30
T445442	540/65R28	155 D	DW18L	DW16L	550	21.7	1 413	55.6	641	25.2	4 273	168.2	675	320	46	4 680	10 320	4 500	9 920	4 240	9 350	3 875	8 545	28	35	23	29
T445371	540/65R30	156 D	DW18L	DW16L	550	21.7	1 464	57.6	667	26.3	4 417	173.9	700	320	46	4 820	10 625	4 625	10 195	4 360	9 610	4 000	8 820	30	38	25	32
T445445	600/65R38	166 D	DW18L	DW20B	591	23.3	1 745	68.7	790	31.1	5 290	208.3	825	320	46	6 250	13 780	6 000	13 230	5 640	12 435	5 300	11 685	30	38	25	32
T445443	650/65R38	170 D	DW20B	DW18L, DW23B	645	25.4	1 811	71.3	819	32.2	5 510	216.9	875	320	46	7 200	15 875	6 900	15 210	6 500	14 330	6 000	13 230	33	42	28	35
T445390	650/65R42	171 D	DW20A	DW18L, DW23A	645	25.4	1 913	75.3	873	34.4	5 799	228.3	925	320	46	7 400	16 315	7 100	15 655	6 700	14 770	6 150	13 560	33	42	28	35

Nokian Hakkapeliitta TRI

Precise control and great efficiency

The first winter tyre for tractors, Nokian Hakkapeliitta TRI, gives you all the grip you can get. Featuring all new rubber compound, tread pattern and contact profile, it's designed for single purpose: to give you all the grip, control and efficiency you need for demanding winter contracting.

- Precise control and great efficiency
- Driving comfort on class on its own
- Superior traction and lateral grip

Sizes

More information on the **Nokian Hakkapeliitta TRI** sizes is available in the **Earthmoving and road maintenance equipment tyres** section on **page 257**.

- **Nokian Hakkapeliitta TRI 360/80R24 – T445587**
- **Nokian Hakkapeliitta TRI 400/80R24 – T445582**
- **Nokian Hakkapeliitta TRI 440/80R24 – T445634**
- **Nokian Hakkapeliitta TRI 400/80R28 – T445584**
- **Nokian Hakkapeliitta TRI 440/80R28 – T445563**
- **Nokian Hakkapeliitta TRI 440/80R34 – T445588**
- **Nokian Hakkapeliitta TRI 480/80R34 – T445583**
- **Nokian Hakkapeliitta TRI 480/80R38 – T445585**
- **Nokian Hakkapeliitta TRI 540/80R38 – T445564**
- **Nokian Hakkapeliitta TRI 400/70R20 – T445636**
- **Nokian Hakkapeliitta TRI 420/65R24 – T445586**
- **Nokian Hakkapeliitta TRI 540/65R30 – T445609**
- **Nokian Hakkapeliitta TRI 650/65R42 – T445595**

Nokian TRI 2 Extreme Steel

EXTREME
STEEL BELTED

- Tread rubber designed for extreme conditions, requiring constant use of chains, chain recommendation: Easy-chain from different chain manufacturers, all chain material under 9 mm by diameter
- Excellent wear resistance against tear and wear in rough on and off the road conditions
- Steel belts give good puncture resistance to tread area
- When used without chains the present TRI 2 has better winter grip

Sizes

More information on the **Nokian TRI 2 Extreme Steel** sizes is available in the **Earthmoving and road maintenance equipment tyres** section on **page 265**.

- **Nokian TRI 2 Extreme Steel 400/80R24 – T445530**
- **Nokian TRI 2 Extreme Steel 440/80R24 – T445531**
- **Nokian TRI 2 Extreme Steel 440/80R28 – T445532**
- **Nokian TRI 2 Extreme Steel 480/80R34 – T445533**
- **Nokian TRI 2 Extreme Steel 480/80R38 – T445534**
- **Nokian TRI 2 Extreme Steel 540/80R38 – T445535**

Nokian TR Multiplus

Strong efficiency

- Strong radial tyre for fields, earthmoving and light forestry use
- Excellent grip on all surfaces
- Excellent self cleaning properties
- Comfortable on transport application



Nokian TR Multiplus tread depth measuring point

Sizes

More information on the **Nokian TR Multiplus** sizes is available in the **Forestry tyres** section on **page 98**.

- **Nokian TR Multiplus 500/65R24 – T445410**
- **Nokian TR Multiplus 500/65R28 – T445411**
- **Nokian TR Multiplus 540/65R28 – T445412**
- **Nokian TR Multiplus 600/65R34 – T445413**
- **Nokian TR Multiplus 600/65R38 – T445414**
- **Nokian TR Multiplus 650/65R38 – T445415**

Contact areas on a hard driving surface

TRI patterns have a significantly larger net contact area compared with traditional tractor drive tyres. This results in significant improvement in friction rate, grip, and wear rate.

Ground contact area ratios

Normal tractor drive tyre



20–25 % net contact area

Normal section TRI

42 % net contact area

80 series TRI 2

39 % net contact area

80 series Hakkapeliitta TRI

45 % net contact area

Contact areas on a hard driving surface

Contact area on hard surface

The deflection takes place only on the tyre and not at all on the ground. The values in the table are valid at the nominal load and air pressure conditions.

Contact area on soft soil

The deflection takes place mainly on the ground: the tyre sinks 15% of its diameter into ground, but the deflection will recover to half of the original value. It is impossible to compare actual measurements in different places, but comparison between different tyre sizes is possible with the help of the table below. Compared to the corresponding standard dimension TRI 2 tyre commonly gives an appr. 5–10% larger contact area.
65 series tyres will give an approximately 20–30% larger area compared to corresponding sizes with a normal section.

Nokian TRI 2

Size	Contact area			
	Hard surface cm²/in²		Soft surface cm²/in²	
85-series				
320/85R28	806	125	1 994	309
80-series				
250/80R16	376	58	1 091	169
340/80R18	711	110	1 717	266
360/80R20	810	126	1 950	302
300/80R24	674	104	1 608	249
340/80R24	755	117	1 980	307
360/80R24	845	131	2 115	328
400/80R24	1 035	160	2 525	391
440/80R24	1 200	186	2 895	449
360/80R28	947	147	2 324	360
400/80R28	1 065	165	2 730	423
440/80R28	1 270	197	3 120	484
440/80R30	1 290	200	3 230	501
480/80R30	1 515	235	3 665	568
440/80R34	1 375	213	3 455	535
480/80R34	1 590	246	3 910	606
480/80R38	1 645	255	4 150	643
540/80R38	2 030	315	5 030	780
620/80R42	2 743	425	6 434	997
75-series				
270/75R15	371	58	1 086	168
250/75R16	323	50	1 009	156
70-series				
360/70R20	735	114	1 835	284
500/70R24	1 523	236	3 608	559
65-series				
420/65R24	960	149	2 415	374
460/65R24	1 178	183	2 742	425
540/65R24	1 523	236	3 608	559
480/65R28	1 352	210	3 086	478
540/65R28	1 639	254	3 740	580
540/65R30	1 698	263	3 867	599
600/65R38	2 239	347	4 976	771
650/65R38	2 524	391	5 657	877
650/65R42	2 666	413	5 953	923

Nokian TRI

Size	Contact area			
	Hard surface cm²/in²		Soft surface cm²/in²	
11.2R24	530	82	1 530	237
16.9R24	1 130	175	2 810	436
16.9R30	1 180	183	3 130	485
18.4R30	1 440	223	3 570	553
65-series				
420/65R24	940	146	2 370	367
460/65R24	1 040	161	2 650	411
480/65R24	1 150	178	2 910	451
520/65R24	1 430	222	3 410	529
480/65R28	1 145	177	3 070	476
600/65R38	2 110	327	5 020	778
Bias Beltet				
18.4B30	1 440	223	3 575	554
580/65B30	1 870	290	4 440	688
580/65B34	1 990	308	4 730	733

Studs and chains

Studs

Nokian TRI 2 and Nokian TRI patterns offer an excellent winter grip. To gain even more traction and grip in extreme wet icy conditions the tyres can be studded. The following schematic pictures show the studding sequence.

Stud recommendation

- Recommended types are truck, tractor or construction machine studs
- Maximum stud lenght is 25 mm / 1 in
- Minimum stud flange is 9 mm / 11/32 in

Stud dimensioning examples

Stud marking	Stud length		Flange diameter		Stud hole diameter		Stud protrusion	
	mm	in	mm	in	mm	in	mm	in
9 - 15	15	19/32	9	11/32	4	5/32	2	3/32
11 - 15	15	19/32	11	14/32	5	6/32	2	3/32
11 - 17	17	21/32	11	14/32	5	6/32	2.5	3/32
12 - 17	17	21/32	12	15/32	5	6/32	2.5	3/32
12 - 20	20	25/32	12	15/32	5	6/32	3	4/32
12 - 24	24	30/32	12	15/32	6	8/32	3	4/32
16 - 19	19	24/32	16	20/32	7	9/32	2.5	3/32

Nokian Hakkapeliitta TRI



Stud places marked.

Nokian TRI 2



Nokian TRI

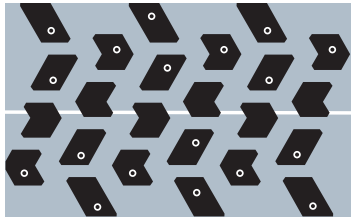

Nokian TRI 65 series



Studs and chains

Number of studs – Nokian TRI 2

Size	Pattern	Number of studs
85-series		
320/85R28	TRI 2	168
80-series		
250/80R16	TRI 2	144
340/80R18	TRI 2	144
360/80R20	TRI 2	144
300/80R24	TRI 2	168
340/80R24	TRI 2	168
360/80R24	TRI 2	168
400/80R24	TRI 2	168
440/80R24	TRI 2	168
360/80R28	TRI 2	168
400/80R28	TRI 2	168
440/80R28	TRI 2	168
440/80R30	TRI 2	168
480/80R30	TRI 2	168
440/80R34	TRI 2	192
480/80R34	TRI 2	192
480/80R38	TRI 2	192
540/80R38	TRI 2	192
620/80R42	TRI 2	192
75-series		
270/75R15	TRI 2	144
250/75R16	TRI 2	144
70-series		
360/70R20	TRI 2	144
500/70R24	TRI 2	168
65-series		
420/65R24	TRI 2	168
460/65R24	TRI 2	168
540/65R24	TRI 2	168
480/65R28	TRI 2	168
540/65R28	TRI 2	168
540/65R30	TRI 2	168
600/65R38	TRI 2	192
650/65R38	TRI 2	192
650/65R42	TRI 2	192

Number of studs – Nokian TRI

Size	Pattern	Number of studs
65-series		
460/65R24	TRI	176
480/65R24	TRI	184
Bias Beltet		
18.4B34	TRI	144
580/65B30	TRI	184
580/65B34	TRI	192

Number of studs – Nokian Hakkapeliitta TRI

Size	Number of studs	Max. stud flange diameter (mm)	Max. stud height (mm)
400/70R20	168	9	24
420/65R24	168	9	24
360/80R24	168	9	24
400/80R24	168	9	24
440/80R24	168	9	24
400/80R28	168	9	24
440/80R28	168	12	25
540/65R30	168	12	25
440/80R34	192	12	25
480/80R34	192	12	25
480/80R38	192	12	25
540/80R38	192	12	25
650/65R42	192	12	25

Chains

It is recommended to use chains only for short periods at a time. Chains shorten the tyre lifetime. Nokian Heavy Tyres limited warranty doesn't cover any damages made by accessories including the use of chains.
The use of chains comes into question when extreme conditions require additional grip. Then it is recommended to use chains only at low speeds and remove them when they are not needed anymore (i.e. road transit).
Before installing chains inspect them for sharp edges or welding burs.
Ensure that the chains are at the right tightness. Chains too loose can slip on the tyre and cause excessive wear.
It is important to check that no chain rings are broken or that no individual rings have turned so that calks cut into the tyre. Calks can cut into the tyre also when chains are severely worn and over stretched.

Mounting tyres on four wheel drive tractors

The mounting of tyres on a four wheel drive tractor must be done with great care in order to produce the best driving results and maintain the tyres' service life. Generally, the actual rolling circumference of a front tyre should be 1–4 % higher than the rolling circumference calculated using the gear ratio. Excessive traction in the front tyres can cause quick wear and reduce mileage, while insufficient traction in the front tyres will make the tractor more difficult to steer. Check the manual of the tractor in question for detailed instructions on the calculation of rolling circumferences (gear ratio). When changing the tyre size or type, always check the relationship between the rolling circumferences and make sure that the combination is within the limits given by the manufacturer.

Examples of the calculation

The basis for the calculation is the gear ratio between the front and rear axle, with which the rolling circumference of the required front tyre can be calculated.

Example 1: Calculating the rolling circumference of front tyres

Tyre size	Rolling circumference (from tyre manufacturer)
16.9R28 TRI	4222 mm
20.8R38 TRI	5448 mm

Tractor gear ratio: 1.329. The target is 1–5% traction (lead) for front tyres.

$$\frac{\text{5448 mm (rear tyre rolling circumference)}}{\text{1.329 (gear ratio)}} = \text{4099 mm (no traction)}$$

1% traction: 1.01 x 4099 mm = 4140 mm
5% traction: 1.05 x 4099 mm = 4304 mm
The selected tyre 16.9R28 TRI has a rolling circumference (4140 mm < 4222 mm < 4303 mm) which is within the limit given by the manufacturer.
The front tyre's traction is 4222 / 4099 = 1.030, i.e. 3.0%.

Example 2: Switching to TRI 2 tyres on the above mentioned machine

Gear ratio: 1.329. The target is 1–5% traction for the front tyre.

The control calculation must be verified. It must be noted as well that the TRI 2 and TRI tyres have a different rolling circumference than a correspondent tyre with a lug pattern.

Tyre size	Rolling circumference (from tyre manufacturer)
440/80R28 TRI 2	4266 mm
540/80R38 TRI 2	5529 mm

Verification:

$$\frac{\text{5529 mm (rear tyre rolling circumference)}}{\text{1.329 (gear ratio)}} = \text{4160 mm (traction 0\%)}$$

1% traction: 1.01 x 4160 mm = 4202 mm
5% traction: 1.05 x 4160 mm = 4368 mm
The selected tyre 440/80R28 has a rolling circumference (4202 mm < 4266 mm < 4368 mm) which is within the limit given by the manufacturer.
The front tyre's traction is 4266 / 4160 = 1.025, i.e. 2.5%.

The methods above can be used to check the suitability of new tyres when mounting them on a tractor with a known gear ratio. However, if this vital information is not available, you should contact the tractor's manufacturer or importer.

Nokian CT

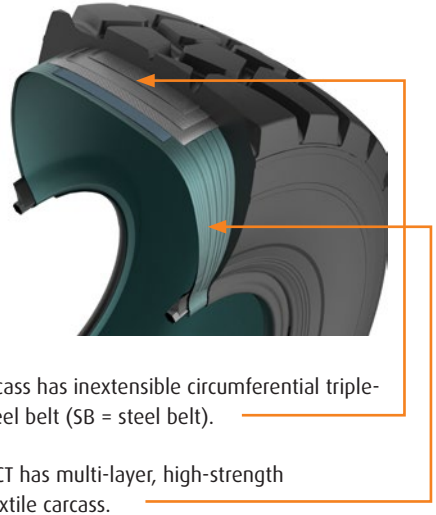

Nokian CT – Stability for transporting high loads

High loads and versatile working environments require special properties from a tyre in construction transporting. Nokian CT is a unique solution to heavy earthmoving trailers. Its strength and stability are on class of its own either at challenging conditions on site or on road.

- Tyre carcass has inextensible circumferential triple-layer-steel belt (SB = steel belt).
- Nokian CT has multi-layer, high-strength radial textile carcass.

Properties:

- Wide contact area provides good lateral balance and high flotation on soft surfaces
- Tread designed for earthmoving endures rocky surfaces as well as high wearing roads
- Tread grooves have been designed for very good self-cleaning
- Multiple steel cord layers reinforce tread area against punctures
- Ultra strong multilayer construction enables high load capacity and functions stable on all circumstances
- Tread patterns asymmetric block array lowers the noise level on road considerably

Sizes

- **Nokian CT 560/60R22.5 – T445626**
- **Nokian CT 600/50R22.5 – T445627**
- **Nokian CT 600/55R26.5 – T445628**
- **Nokian CT 600/60R30.5 – T445629**
- **Nokian CT 650/55R26.5 – T445556**

Nokian CT 560/60R22.5 – T445626

TL = TUBELESS, may be fitted with or without tube

Product code	Size	LI / SS	Pattern	TT / TL	Rim	Permitted rims	Width		Diameter		Loaded static radius		Rolling circumference		Maximum inflation pressure		Load capacity kg / lbs				Total tread depth	
							mm	in	mm	in	mm	in	mm	in	kPa	psi	40 km/h	25 mph	65 km/h	40 mph	mm	32 nds in
T445626	560/60R22.5	165 D	CT	TL	16.00	18.00	560	22	1 245	49.0	555	21.9	3 811	150.0	500	73	7 010	15 430	5 150	11 330	22	28

Load capacity values at different speeds and pressures

		0.8 bar	12 psi	1.2 bar	17 psi	1.6 bar	23 psi	2.0 bar	29 psi	2.4 bar	35 psi	2.8 bar	41 psi	3.2 bar	46 psi	3.6 bar	53 psi	4.0 bar	58 psi	4.5 bar	65 psi	5.0 bar	80 psi
km/h	mph	kg	lbs	kg	lbs	kg	lbs	kg	lbs	kg	lbs	kg	lbs	kg	lbs	kg	lbs	kg	lbs	kg	lbs	kg	lbs
10	6	2 700	5 940	3 420	7 530	4 140	9 110	4 770	10 500	5 540	12 190	6 210	13 670	6 980	15 360	7 650	16 830	8 330	18 330	8 550	18 810	9 270	20 400
20	12	2 480	5 460	3 140	6 910	3 800	8 360	4 380	9 640	5 080	11 180	5 700	12 540	6 400	14 080	7 020	15 450	7 640	16 810	7 840	17 250	8 500	18 700
25	16	2 370	5 220	3 010	6 630	3 640	8 010	4 190	9 220	4 860	10 700	5 460	12 020	6 130	13 490	6 720	14 790	7 310	16 090	7 510	16 530	8 140	17 910
30	19	2 270	5 000	2 870	6 320	3 480	7 660	4 010	8 830	4 650	10 230	5 210	11 470	5 860	12 900	6 420	14 130	6 990	15 380	7 180	15 800	7 780	17 120
40	25					3 130	6 890	3 610	7 950	4 190	9 220	4 700	10 340	5 270	11 600	5 780	12 720	6 290	13 840	6 460	14 220	7 010	15 430
50	31							3 210	7 070	3 730	8 210	4 180	9 200	4 690	10 320	5 150	11 330	5 600	12 320	5 750	12 650	6 240	13 730
65	40							2 650	5 830	3 075	6 770	3 450	7 590	3 875	8 530	4 250	9 350	4 625	10 180	4 750	10 450	5 150	11 330

Liquid and salt ballasting

Tyre volume 100%		Water filling (75%)		Water / salt filling (75% / -30°C / -22°F)					
				Water		Salt ($CaCl_2$)		Total weight increase	
l	gal (US)	l	gal (US)	l	gal (US)	kg	lbs	kg	lbs
390	103	295	78	240	63	122	268.4	362	796

Tubes and valves

Valve tubeless	Tube product code	Valve tube-type
TR 618 A	T55098	TR 218 A

Nokian CT 600/50R22.5 – T445627

TL = TUBELESS, may be fitted with or without tube

Product code	Size	LI / SS	Pattern	TT / TL	Rim	Permitted rims	Width		Diameter		Loaded static radius		Rolling circumference		Maximum inflation pressure		Load capacity kg / lbs				Total tread depth	
							mm	in	mm	in	mm	in	mm	in	kPa	psi	40 km/h	25 mph	65 km/h	40 mph	mm	32 nds in
T445627	600/50R22.5	163 D	CT	TL	20.00	-	605	24	1 173	46.2	528	20.8	3 574	140.7	500	73	6 630	14 590	4 875	10 730	22	28

Load capacity values at different speeds and pressures

		0.8 bar	12 psi	1.2 bar	17 psi	1.6 bar	23 psi	2.0 bar	29 psi	2.4 bar	35 psi	2.8 bar	41 psi	3.2 bar	46 psi	3.6 bar	53 psi	4.0 bar	58 psi	4.5 bar	65 psi	5.0 bar	80 psi
km/h	mph	kg	lbs	kg	lbs	kg	lbs	kg	lbs	kg	lbs	kg	lbs	kg	lbs	kg	lbs	kg	lbs	kg	lbs	kg	lbs
10	6	2 520	5 550	3 240	7 130	3 930	8 650	4 500	9 900	5 220	11 490	5 850	12 870	6 570	14 460	7 200	15 840	7 880	17 340	8 100	17 820	8 780	19 320
20	12	2 310	5 090	2 970	6 540	3 600	7 920	4 130	9 090	4 790	10 540	5 370	11 820	6 030	13 270	6 600	14 520	7 220	15 890	7 430	16 350	8 050	17 710
25	16	2 220	4 890	2 850	6 270	3 450	7 590	3 950	8 690	4 590	10 100	5 140	11 310	5 770	12 700	6 320	13 910	6 920	15 230	7 110	15 650	7 710	16 970
30	19	2 120	4 670	2 720	5 990	3 300	7 260	3 780	8 320	4 380	9 640	4 910	10 810	5 520	12 150	6 040	13 290	6 610	14 550	6 800	14 960	7 370	16 220
40	25					2 970	6 540	3 400	7 480	3 950	8 690	4 420	9 730	4 970	10 940	5 440	11 970	5 950	13 090	6 120	13 470	6 630	14 590
50	31							3 030	6 670	3 510	7 730	3 940	8 670	4 420	9 730	4 840	10 650	5 300	11 660	5 450	11 990	5 900	12 980
65	40							2 500	5 500	2 900	6 380	3 250	7 150	3 650	8 030	4 000	8 800	4 375	9 630	4 500	9 900	4 875	10 730

Liquid and salt ballasting

Tyre volume 100%		Water filling (75%)		Water / salt filling (75% / -30°C / -22°F)					
				Water		Salt ($CaCl_2$)		Total weight increase	
l	gal (US)	l	gal (US)	l	gal (US)	kg	lbs	kg	lbs
370	98	280	74	228	60	116	255.2	344	757

Tubes and valves

Valve tubeless	Tube product code	Valve tube-type
TR 618 A	T55098	TR 218 A

Nokian CT 600/55R26.5 – T445628

TL = TUBELESS, may be fitted with or without tube

Product code	Size	LI / SS	Pattern	TT / TL	Rim	Permitted rims	Width		Diameter		Loaded static radius		Rolling circumference		Maximum inflation pressure		Load capacity kg / lbs				Total tread depth	
							mm	in	mm	in	mm	in	mm	in	kPa	psi	40 km/h	25 mph	65 km/h	40 mph	mm	32 nds in
T445628	600/55R26.5	169 D	CT	TL	20.00	-	610	24	1 334	52.5	603	23.7	4 067	160.1	500	73	7 890	17 360	5 800	12 760	24	30

Load capacity values at different speeds and pressures

		0.8 bar	12 psi	1.2 bar	17 psi	1.6 bar	23 psi	2.0 bar	29 psi	2.4 bar	35 psi	2.8 bar	41 psi	3.2 bar	46 psi	3.6 bar	53 psi	4.0 bar	58 psi	4.5 bar	65 psi	5.0 bar	80 psi
km/h	mph	kg	lbs	kg	lbs	kg	lbs	kg	lbs	kg	lbs	kg	lbs	kg	lbs	kg	lbs	kg	lbs	kg	lbs	kg	lbs
10	6	2 970	6 540	3 820	8 410	4 640	10 210	5 220	11 490	6 030	13 270	6 980	15 360	7 650	16 830	8 330	18 330	9 270	20 400	9 540	20 990	10 440	22 970
20	12	2 730	6 010	3 500	7 700	4 250	9 350	4 790	10 540	5 530	12 170	6 400	14 080	7 020	15 450	7 640	16 810	8 500	18 700	8 750	19 250	9 570	21 060
25	16	2 610	5 750	3 350	7 370	4 070	8 960	4 590	10 100	5 300	11 660	6 130	13 490	6 720	14 790	7 310	16 090	8 140	17 910	8 380	18 440	9 170	20 180
30	19	2 500	5 500	3 210	7 070	3 890	8 560	4 380	9 640	5 060	11 140	5 860	12 900	6 420	14 130	6 990	15 380	7 780	17 120	8 010	17 630	8 760	19 280
40	25					3 510	7 730	3 950	8 690	4 560	10 040	5 270	11 600	5 780	12 720	6 290	13 840	7 010	15 430	7 210	15 870	7 890	17 360
50	31							3 510	7 730	4 060	8 940	4 690	10 320	5 150	11 330	5 600	12 320	6 240	13 730	6 420	14 130	7 020	15 450
65	40							2 900	6 380	3 350	7 370	3 875	8 530	4 250	9 350	4 625	10 180	5 150	11 330	5 300	11 660	5 800	12 760

Liquid and salt ballasting

Tyre volume 100%		Water filling (75%)		Water / salt filling (75% / -30°C / -22°F)					
				Water		Salt ($CaCl_2$)		Total weight increase	
l	gal (US)	l	gal (US)	l	gal (US)	kg	lbs	kg	lbs
475	125	355	94	292	77	149	327.8	441	970

Tubes and valves

Valve tubeless	Tube product code	Valve tube-type
TR 618 A	T55098	TR 218 A

Nokian CT 600/60R30.5 – T445629

TL = TUBELESS, may be fitted with or without tube

Product code	Size	LI / SS	Pattern	TT / TL	Rim	Permitted rims	Width		Diameter		Loaded static radius		Rolling circumference		Maximum inflation pressure		Load capacity kg / lbs				Total tread depth	
							mm	in	mm	in	mm	in	mm	in	kPa	psi	40 km/h	25 mph	65 km/h	40 mph	mm	32 nds in
T445629	600/60R30.5	173 D	CT	TL	20.00	-	610	24	1 496	58.9	681	26.8	4 570	179.9	500	73	8 840	19 450	6 500	14 300	26	33

Load capacity values at different speeds and pressures

		0.8 bar	12 psi	1.2 bar	17 psi	1.6 bar	23 psi	2.0 bar	29 psi	2.4 bar	35 psi	2.8 bar	41 psi	3.2 bar	46 psi	3.6 bar	53 psi	4.0 bar	58 psi	4.5 bar	65 psi	5.0 bar	80 psi
km/h	mph	kg	lbs	kg	lbs	kg	lbs	kg	lbs	kg	lbs	kg	lbs	kg	lbs	kg	lbs	kg	lbs	kg	lbs	kg	lbs
10	6	3 420	7 530	4 380	9 640	5 400	11 880	6 030	13 270	6 980	15 360	7 880	17 340	8 780	19 320	9 540	20 990	10 440	22 970	10 800	23 760	11 700	25 740
20	12	3 140	6 910	4 010	8 830	4 950	10 890	5 530	12 170	6 400	14 080	7 220	15 890	8 050	17 710	8 750	19 250	9 570	21 060	9 900	21 780	10 730	23 610
25	16	3 010	6 630	3 840	8 450	4 740	10 430	5 300	11 660	6 130	13 490	6 920	15 230	7 710	16 970	8 380	18 440	9 170	20 180	9 480	20 860	10 270	22 600
30	19	2 870	6 320	3 670	8 080	4 530	9 970	5 060	11 140	5 860	12 900	6 610	14 550	7 370	16 220	8 010	17 630	8 760	19 280	9 060	19 940	9 820	21 610
40	25					4 080	8 980	4 560	10 040	5 270	11 600	5 950	13 090	6 630	14 590	7 210	15 870	7 890	17 360	8 160	17 960	8 840	19 450
50	31							4 060	8 940	4 690	10 320	5 300	11 660	5 900	12 980	6 420	14 130	7 020	15 450	7 260	15 980	7 870	17 320
65	40							3 350	7 370	3 875	8 530	4 375	9 630	4 875	10 730	5 300	11 660	5 800	12 760	6 000	13 200	6 500	14 300

Liquid and salt ballasting

Tyre volume 100%		Water filling (75%)		Water / salt filling (75% / -30°C / -22°F)					
				Water		Salt ($CaCl_2$)		Total weight increase	
l	gal (US)	l	gal (US)	l	gal (US)	kg	lbs	kg	lbs
560	148	420	111	345	91	176	387	520	1 145

Tubes and valves

Valve tubeless	Tube product code	Valve tube-type
TR 618 A	-	-

Nokian CT 650/55R26.5 – T445556

TL = TUBELESS, may be fitted with or without tube

Product code	Size	LI / SS	Pattern	TT / TL	Rim	Permitted rims	Width		Diameter		Loaded static radius		Rolling circumference		Maximum inflation pressure		Load capacity kg / lbs				Total tread depth	
							mm	in	mm	in	mm	in	mm	in	kPa	psi	40 km/h	25 mph	65 km/h	40 mph	mm	32 nds in
T445556	650/55R26.5	177 D	CT	TL	AG 20.00	22.00	645	25.4	1 389	54.7	639	25.2	4 241	167.2	600	87	9 950	21 935	7 300	16 095	27	34

Load capacity values at different speeds and pressures

Constant		0.8 bar	12 psi	1.2 bar	17 psi	1.6 bar	23 psi	2.0 bar	29 psi	2.4 bar	35 psi	2.8 bar	41 psi	3.2 bar	46 psi	3.6 bar	53 psi	4.0 bar	58 psi	4.5 bar	65 psi	5.0 bar	73 psi	5.5 bar	80 psi	6.0 bar	87 psi
km/h	mph	kg	lbs	kg	lbs	kg	lbs	kg	lbs	kg	lbs	kg	lbs	kg	lbs	kg	lbs	kg	lbs	kg	lbs	kg	lbs	kg	lbs	kg	lbs
10	5	3 340	7 365	4 260	9 390	5 220	11 510	6 050	13 340	7 000	15 430	7 900	17 415	8 550	18 850	9 550	21 055	10 450	23 040	10 800	23 810	11 700	25 795	12 450	27 445	13 150	28 990
20	12,5	3 060	6 745	3 900	8 600	4 800	10 580	5 540	12 215	6 400	14 110	7 250	15 985	7 850	17 305	8 750	19 290	9 600	21 165	9 900	21 825	10 750	23 700	11 400	25 130	12 050	26 565
25	15	2 930	6 460	3 740	8 245	4 600	10 140	5 300	11 685	6 150	13 560	6 950	15 320	7 550	16 645	8 400	18 520	9 200	20 280	9 500	20 945	10 300	22 705	10 950	24 140	11 550	25 465
30	20	2 800	6 175	3 580	7 890	4 380	9 655	5 060	11 155	5 860	12 920	6 650	14 660	7 200	15 875	8 050	17 745	8 800	19 400	9 100	20 060	9 850	21 715	10 450	23 040	11 050	24 360
40	25			3 220	7 100	3 960	8 730	4 560	10 055	5 280	11 640	5 960	13 140	6 500	14 330	7 250	15 985	7 900	17 415	8 200	18 080	8 850	19 510	9 400	20 725	9 950	21 935
50	30							4 060	8 950	4 700	10 360	5 300	11 685	5 760	12 700	6 450	14 220	7 050	15 540	7 300	16 095	7 900	17 415	8 350	18 410	8 850	19 510
65	40							3 350	7 385	3 875	8 545	4 375	9 645	4 750	10 470	5 300	11 685	5 800	12 785	6 000	13 230	6 500	14 330	6 900	15 210	7 300	16 095

High load, speed and pressure require equivalent structural strength from the rim. Only use the tyre with a rim specified for sufficient load capacity.

Rim product code 20.00x26.5, -50 10- bolt	Rim product code 20.00x26.5, +-0 10- bolt	Valve tubeless	Tube product code	Valve tube-type
T446979	T446978	TR618A	T55098	TR 218 A

Nokian CT requires a rim with wide bead seat.

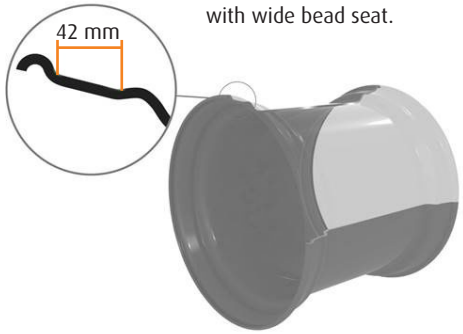

Nokian CT – all sizes

TL = TUBELESS, may be fitted with or without tube

Product code	Size	LI / SS	Pattern	TT / TL	Rim	Permitted rims	Width		Diameter		Loaded static radius		Rolling circumference		Maximum inflation pressure		Load capacity kg / lbs				Total tread depth	
							mm	in	mm	in	mm	in	mm	in	kPa	psi	40 km/h	25 mph	65 km/h	40 mph	mm	32 nds in
T445626	560/60R22.5	165 D	CT	TL	16.00	18.00	560	22	1 245	49.0	555	21.9	3 811	150.0	500	73	7 010	15 430	5 150	11 330	22	28
T445627	600/50R22.5	163 D	CT	TL	20.00	-	605	24	1 173	46.2	528	20.8	3 574	140.7	500	73	6 630	14 590	4 875	10 730	22	28
T445628	600/55R26.5	169 D	CT	TL	20.00	-	610	24	1 334	52.5	603	23.7	4 067	160.1	500	73	7 890	17 360	5 800	12 760	24	30
T445629	600/60R30.5	173 D	CT	TL	20.00	-	610	24	1 496	58.9	681	26.8	4 570	179.9	500	73	8 840	19 450	6 500	14 300	26	33
T445556	650/55R26.5	177 D	CT	TL	AG 20.00	22.00	645	25.4	1 389	54.7	639	25.2	4 241	167.2	600	87	9 950	21 935	7 300	16 095	27	34

Nokian Country King

Stable and versatile flotation tyre

An efficient and durable flotation tyre for large agricultural machines and trailers. Thanks to good cleaning properties, high load-bearing capacity and low rolling resistance, the tyre moves lightly and economically.

- A versatile and easily cleaning flotation tyre
- High load-bearing capacity, sturdy and comfortable driving
- Low rolling resistance lowers fuel consumption

Remaining tread depth in mm

Tread depth measuring point on top of tie-bar

Total tread depth measuring point

- Tyre carcass is stabilized by an inextensible circumferential belt. (SB = steel belt)
- Ply cords are laid substantially at 90° to the centerline of the tread.

Notice! When more on road than on field choose Nokian Country King. If more on field consider also Nokian ELS Radial.

Sizes

- Nokian Country King 710/35R22.5 – T445542
- Nokian Country King 560/45R22.5 – T445402
- Nokian Country King 500/60R22.5 – T445453
- Nokian Country King 600/50R22.5 – T445441
- Nokian Country King 710/45R22.5 – T445496
- Nokian Country King 650/50R22.5 – T445407
- Nokian Country King 560/60R22.5 – T445401
- Nokian Country King 580/65R22.5 – T445405
- Nokian Country King 620/60R26.5 – T445404
- Nokian Country King 710/50R26.5 – T445406
- Nokian Country King 650/65R26.5 – T445440
- Nokian Country King 800/45R26.5 – T445600
- Nokian Country King 650/65R30.5 – T445611
- Nokian Country King 750/60R30.5 – T445610

Nokian Country King 710/35R22.5 – T445542

TL = TUBELESS, may be fitted with or without tube

Product code	Size	LI / SS	Pattern	TT / TL	Rim	Permitted rims	Width		Diameter		Loaded static radius		Rolling circumference		Maximum inflation pressure		Load capacity kg / lbs				Total tread depth		Tread depth measured on top of tie-bar	
							mm	in	mm	in	mm	in	mm	in	kPa	psi	40 km/h	25 mph	65 km/h	40 mph	mm	32 nds in	mm	32 nds in
T445542	710/35R22.5	157 D	Country King	TL	AG 24.00	24.00	712	28.0	1 069	42.1	484	19.1	3 248	127.9	400	58	5 620	10 670	4 125	9 095	22	28	19	24

Load capacity values at different speeds and pressures

Constant		0.8 bar	12 psi	1.2 bar	17 psi	1.6 bar	23 psi	2.0 bar	29 psi	2.4 bar	35 psi	2.8 bar	41 psi	3.2 bar	46 psi	3.6 bar	53 psi	4.0 bar	58 psi
km/h	mph	kg	lbs	kg	lbs	kg	lbs	kg	lbs	kg	lbs	kg	lbs	kg	lbs	kg	lbs	kg	lbs
10	5	1 970	4 345	3 060	6 745	3 720	8 200	4 260	9 390	4 920	10 845	5 680	12 520	6 250	13 780	6 750	14 880	7 450	16 425
20	12.5	1 800	3 970	2 810	6 195	3 400	7 495	3 900	8 600	4 500	9 920	5 200	11 465	5 700	12 565	6 200	13 670	6 850	15 100
25	15	1 730	3 815	2 690	5 930	3 260	7 185	3 740	8 245	4 320	9 525	4 980	10 980	5 460	12 035	5 940	13 095	6 550	14 440
30	20	1 650	3 640	2 570	5 665	3 120	6 880	3 580	7 890	4 120	9 085	4 760	10 495	5 220	11 510	5 680	12 520	6 250	13 780
40	25	1 490	3 285	2 320	5 115	2 810	6 195	3 220	7 100	3 720	8 200	4 300	9 480	4 700	10 360	5 100	11 245	5 620	12 390
50	30	1 320	2 910	2 060	4 540	2 500	5 510	2 860	6 305	3 300	7 275	3 820	8 420	4 180	9 215	4 540	10 010	5 000	11 025
65	40	1 090	2 405	1 700	3 750	2 060	4 540	2 360	5 205	2 725	6 010	3 150	6 945	3 450	7 605	3 750	8 265	4 125	9 095

Liquid and salt ballasting

Tyre volume 100%		Water filling (75%)		Water / salt filling (75% / -30°C / -22°F)					
				Water		Salt ($CaCl_2$)		Total weight increase	
l	gal (US)	l	gal (US)	l	gal (US)	kg	lbs	kg	lbs
345	90	244	65	212	55	108	240	320.5	705

Tubes and valves

Valve tubeless	Tube product code	Valve tube-type
TR 618 A		

Nokian Country King 560/45R22.5 – T445402

TL = TUBELESS, may be fitted with or without tube

Product code	Size	LI / SS	Pattern	TT / TL	Rim	Permitted rims	Width		Diameter		Loaded static radius		Rolling circumference		Maximum inflation pressure		Load capacity kg / lbs				Total tread depth		Tread depth measured on top of tie-bar	
							mm	in	mm	in	mm	in	mm	in	kPa	psi	40 km/h	25 mph	65 km/h	40 mph	mm	32 nds in	mm	32 nds in
T445402	560/45R22.5	152 D	Country King	TL	AG 16.00	16.00	564	22.2	1 076	42.4	474	18.7	3 280	129.1	400	58	4 840	10 670	3 550	7 825	16	20	13	16

Load capacity values at different speeds and pressures

Constant		0.8 bar	12 psi	1.2 bar	17 psi	1.6 bar	23 psi	2.0 bar	29 psi	2.4 bar	35 psi	2.8 bar	41 psi	3.2 bar	46 psi	3.6 bar	53 psi	4.0 bar	58 psi
km/h	mph	kg	lbs	kg	lbs	kg	lbs	kg	lbs	kg	lbs	kg	lbs	kg	lbs	kg	lbs	kg	lbs
10	5	2 250	4 960	2 880	6 350	3 420	7 540	3 820	8 420	4 380	9 655	4 920	10 845	5 400	11 905	6 860	15 125	6 400	14 110
20	12.5	2 070	4 565	2 640	5 820	3 140	6 920	3 500	7 715	4 020	8 860	4 500	9 920	4 960	10 935	5 380	11 860	5 860	12 920
25	15	1 980	4 365	2 530	5 580	3 020	6 660	3 360	7 405	3 840	8 465	4 320	9 525	4 740	10 450	5 140	11 330	5 620	12 390
30	20	1 890	4 165	2 420	5 335	2 870	6 325	3 220	7 100	3 680	8 115	4 120	9 085	4 540	10 010	4 920	10 845	5 380	11 860
40	25	1 700	3 750	2 180	4 805	2 590	5 710	2 890	6 370	3 320	7 320	3 720	8 200	4 080	8 995	4 420	9 745	4 840	10 670
50	30	1 520	3 350	1 940	4 275	2 300	5 070	2 570	5 665	2 940	6 480	3 300	7 275	3 640	8 025	3 940	8 685	4 300	9 480
65	40	1 250	2 755	1 600	3 525	1 900	4 190	2 120	4 675	2 430	5 355	2 725	6 010	3 000	6 615	3 250	7 165	3 550	7 825

Liquid and salt ballasting

Tyre volume 100%		Water filling (75%)		Water / salt filling (75% / -30°C / -22°F)					
				Water		Salt ($CaCl_2$)		Total weight increase	
l	gal (US)	l	gal (US)	l	gal (US)	kg	lbs	kg	lbs
265	70	200	55	163	45	83	185	256	565

Tubes and valves

Valve tubeless	Tube product code	Valve tube-type
TR 618 A	T56435	TR 218 A

Nokian Country King 500/60R22.5 – T445453

TL = TUBELESS, may be fitted with or without tube

Product code	Size	LI / SS	Pattern	TT / TL	Rim	Permitted rims	Width		Diameter		Loaded static radius		Rolling circumference		Maximum inflation pressure		Load capacity kg / lbs				Total tread depth		Tread depth measured on top of tie-bar	
							mm	in	mm	in	mm	in	mm	in	kPa	psi	40 km/h	25 mph	65 km/h	40 mph	mm	32 nds in	mm	32 nds in
T445453	500/60R22.5	155 D	Country King	TL	AG 16.00	14.00, 15.00, 16.00, 17.00	503	19.8	1 172	46.1	521	20.5	3 581	141.0	400	58	5 280	11 640	3 875	8 545	17	21	14	18

Load capacity values at different speeds and pressures

Constant		0.8 bar	12 psi	1.2 bar	17 psi	1.6 bar	23 psi	2.0 bar	29 psi	2.4 bar	35 psi	2.8 bar	41 psi	3.2 bar	46 psi	3.6 bar	53 psi	4.0 bar	58 psi
km/h	mph	kg	lbs	kg	lbs	kg	lbs	kg	lbs	kg	lbs	kg	lbs	kg	lbs	kg	lbs	kg	lbs
10	5	2 450	5 400	3 060	6 745	3 720	8 200	4 140	9 125	4 780	10 540	5 400	11 905	5 860	12 920	6 400	14 110	7 000	15 430
20	12.5	2 250	4 960	2 810	6 195	3 400	7 495	3 800	8 375	4 380	9 655	4 960	10 935	5 380	11 860	5 860	12 920	6 400	14 110
25	15	2 150	4 740	2 690	5 930	3 260	7 185	3 640	8 025	4 200	9 260	4 740	10 450	5 140	11 330	5 620	12 390	6 150	13 560
30	20	2 060	4 540	2 570	5 665	3 120	6 880	3 480	7 670	4 020	8 860	4 540	10 010	4 920	10 845	5 380	11 860	5 860	12 920
40	25	1 850	4 080	2 320	5 115	2 810	6 195	3 140	6 920	3 620	7 980	4 080	8 995	4 420	9 745	4 840	10 670	5 280	11 640
50	30	1 650	3 640	2 060	4 540	2 500	5 510	2 790	6 150	3 220	7 100	3 640	8 025	3 940	8 685	4 300	9 480	4 700	10 360
65	40	1 360	3 000	1 700	3 750	2 060	4 540	2 300	5 070	2 650	5 840	3 000	6 615	3 250	7 165	3 550	7 825	3 875	8 545

Liquid and salt ballasting

Tyre volume 100%		Water filling (75%)		Water / salt filling (75% / -30°C / -22°F)					
				Water		Salt ($CaCl_2$)		Total weight increase	
l	gal (US)	l	gal (US)	l	gal (US)	kg	lbs	kg	lbs
305	80	230	60	188	50	96	210	283	625

Tubes and valves

Valve tubeless	Tube product code	Valve tube-type
TR 618 A	T55096	TR 218 A

Nokian Country King 600/50R22.5 – T445441

TL = TUBELESS, may be fitted with or without tube

Product code	Size	LI / SS	Pattern	TT / TL	Rim	Permitted rims	Width		Diameter		Loaded static radius		Rolling circumference		Maximum inflation pressure		Load capacity kg / lbs				Total tread depth		Tread depth measured on top of tie-bar	
							mm	in	mm	in	mm	in	mm	in	kPa	psi	40 km/h	25 mph	65 km/h	40 mph	mm	32 nds in	mm	32 nds in
T445441	600/50R22.5	159 D	Country King	TL	AG 20.00	20.00	600	23.6	1 172	46.1	533	21.0	3 575	140.7	400	58	5 960	13 140	4 375	9 645	18	23	15	19

Load capacity values at different speeds and pressures

Constant		0.8 bar	12 psi	1.2 bar	17 psi	1.6 bar	23 psi	2.0 bar	29 psi	2.4 bar	35 psi	2.8 bar	41 psi	3.2 bar	46 psi	3.6 bar	53 psi	4.0 bar	58 psi
km/h	mph	kg	lbs	kg	lbs	kg	lbs	kg	lbs	kg	lbs	kg	lbs	kg	lbs	kg	lbs	kg	lbs
10	5	2 610	5 755	3 520	7 760	4 140	9 125	4 780	10 540	5 400	11 905	6 050	13 340	6 600	14 550	7 200	15 875	7 900	17 415
20	12.5	2 400	5 290	3 220	7 100	3 800	8 375	4 380	9 655	4 960	10 935	5 540	12 215	6 050	13 340	6 600	14 550	7 250	15 985
25	15	2 300	5 070	3 100	6 835	3 640	8 025	4 200	9 260	4 740	10 450	5 300	11 685	5 780	12 745	6 350	14 000	6 950	15 320
30	20	2 190	4 830	2 950	6 505	3 480	7 670	4 020	8 860	4 540	10 010	5 060	11 155	5 520	12 170	6 050	13 340	6 650	14 660
40	25	1 980	4 365	2 660	5 865	3 140	6 920	3 620	7 980	4 080	8 995	4 560	10 055	4 980	10 980	5 440	11 995	5 960	13 140
50	30	1 760	3 880	2 360	5 205	2 790	6 150	3 220	7 100	3 640	8 025	4 060	8 950	4 420	9 745	4 840	10 670	5 300	11 685
65	40	1 450	3 195	1 950	4 300	2 300	5 070	2 650	5 840	3 000	6 615	3 350	7 385	3 650	8 045	4 000	8 820	4 375	9 645

Liquid and salt ballasting

Tyre volume 100%		Water filling (75%)		Water / salt filling (75% / -30°C / -22°F)					
				Water		Salt ($CaCl_2$)		Total weight increase	
l	gal (US)	l	gal (US)	l	gal (US)	kg	lbs	kg	lbs
370	100	280	75	228	60	116	255	344	760

Tubes and valves

Valve tubeless	Tube product code	Valve tube-type
TR 618 A	T55089	TR 218 A

Nokian Country King 710/45R22.5 – T445496

TL = TUBELESS, may be fitted with or without tube

Product code	Size	LI / SS	Pattern	TT / TL	Rim	Permitted rims	Width		Diameter		Loaded static radius		Rolling circumference		Maximum inflation pressure		Load capacity kg / lbs				Total tread depth		Tread depth measured on top of tie-bar	
							mm	in	mm	in	mm	in	mm	in	kPa	psi	40 km/h	25 mph	65 km/h	40 mph	mm	32 nds in	mm	32 nds in
T445496	710/45R22.5	165 D	Country King	TL	AG 24.00	24.00	727	28.6	1 212	47.7	545	21.5	3 695	145.5	400	58	7 050	15 540	5 150	11 355	22	28	19	24

Load capacity values at different speeds and pressures

Constant		0.8 bar	12 psi	1.2 bar	17 psi	1.6 bar	23 psi	2.0 bar	29 psi	2.4 bar	35 psi	2.8 bar	41 psi	3.2 bar	46 psi	3.6 bar	53 psi	4.0 bar	58 psi
km/h	mph	kg	lbs	kg	lbs	kg	lbs	kg	lbs	kg	lbs	kg	lbs	kg	lbs	kg	lbs	kg	lbs
10	5	2 970	6 550	3 820	8 420	4 640	10 230	5 400	11 905	6 250	13 780	7 000	15 430	7 650	16 865	8 550	18 850	9 300	20 505
20	12.5	2 730	6 020	3 500	7 715	4 260	9 390	4 960	10 935	5 700	12 565	6 400	14 110	7 050	15 540	7 850	17 305	8 500	18 740
25	15	2 610	5 755	3 360	7 405	4 080	8 995	4 740	10 450	5 460	12 035	6 150	13 560	6 750	14 880	7 550	16 645	8 125	17 910
30	20	2 500	5 510	3 220	7 100	3 900	8 600	4 540	10 010	5 220	11 510	5 860	12 920	6 450	14 220	7 200	15 875	7 800	17 195
40	25	2 250	4 960	2 890	6 370	3 520	7 760	4 080	8 995	4 700	10 360	5 280	11 640	5 780	12 745	6 500	14 330	7 050	15 540
50	30	2 000	4 410	2 570	5 665	3 120	6 880	3 640	8 025	4 180	9 215	4 700	10 360	5 160	11 375	5 760	12 700	6 250	13 780
65	40	1 650	3 640	2 120	4 675	2 575	5 675	3 000	6 615	3 450	7 605	3 875	8 545	4 250	9 370	4 750	10 470	5 150	11 355

Liquid and salt ballasting

Tyre volume 100%		Water filling (75%)		Water / salt filling (75% / -30°C / -22°F)					
				Water		Salt ($CaCl_2$)		Total weight increase	
l	gal (US)	l	gal (US)	l	gal (US)	kg	lbs	kg	lbs
565	150	425	110	348	90	177	390	525	1 155

Tubes and valves

Valve tubeless	Tube product code	Valve tube-type
TR 618 A	T55092	TR 218 A

Nokian Country King 650/50R22.5 – T445407

TL = TUBELESS, may be fitted with or without tube

Product code	Size	LI / SS	Pattern	TT / TL	Rim	Permitted rims	Width		Diameter		Loaded static radius		Rolling circumference		Maximum inflation pressure		Load capacity kg / lbs				Total tread depth		Tread depth measured on top of tie-bar	
							mm	in	mm	in	mm	in	mm	in	kPa	psi	40 km/h	25 mph	65 km/h	40 mph	mm	32 nds in	mm	32 nds in
T445407	650/50R22.5	163 D	Country King	TL	AG 20.00	20.00	645	25.4	1 237	48.7	564	22.2	3 789	149.2	400	58	6 650	14 660	4 875	10 745	18	23	15	19

Load capacity values at different speeds and pressures

Constant		0.8 bar	12 psi	1.2 bar	17 psi	1.6 bar	23 psi	2.0 bar	29 psi	2.4 bar	35 psi	2.8 bar	41 psi	3.2 bar	46 psi	3.6 bar	53 psi	4.0 bar	58 psi
km/h	mph	kg	lbs	kg	lbs	kg	lbs	kg	lbs	kg	lbs	kg	lbs	kg	lbs	kg	lbs	kg	lbs
10	5	3 160	6 965	3 940	8 685	4 780	10 540	5 400	11 905	6 050	13 340	7 000	15 430	7 450	16 425	8 100	17 855	8 800	19 400
20	12.5	2 890	6 370	3 600	7 935	4 380	9 655	4 960	10 935	5 540	12 215	6 400	14 110	6 850	15 100	7 450	16 425	8 050	17 745
25	15	2 770	6 105	3 460	7 630	4 200	9 260	4 740	10 450	5 300	11 685	6 150	13 560	6 550	14 440	7 150	15 765	7 750	17 085
30	20	2 650	5 840	3 300	7 275	4 020	8 860	4 540	10 010	5 060	11 155	5 860	12 920	6 250	13 780	6 800	14 990	7 400	16 315
40	25	2 380	5 245	2 970	6 550	3 620	7 980	4 080	8 995	4 560	10 055	5 280	11 640	5 620	12 390	6 150	13 560	6 650	14 660
50	30	2 120	4 675	2 640	5 820	3 220	7 100	3 640	8 025	4 060	8 950	4 700	10 360	5 000	11 025	5 460	12 035	5 900	13 005
65	40	1 750	3 860	2 180	4 805	2 650	5 840	3 000	6 615	3 350	7 385	3 875	8 545	4 125	9 095	4 500	9 920	4 875	10 745

Liquid and salt ballasting

Tyre volume 100%		Water filling (75%)		Water / salt filling (75% / -30°C / -22°F)					
				Water		Salt ($CaCl_2$)		Total weight increase	
l	gal (US)	l	gal (US)	l	gal (US)	kg	lbs	kg	lbs
460	120	345	90	283	75	144	315	427	940

Tubes and valves

Valve tubeless	Tube product code	Valve tube-type
TR 618 A	T55089	TR 218 A

Nokian Country King 560/60R22.5 – T445401

TL = TUBELESS, may be fitted with or without tube

Product code	Size	LI / SS	Pattern	TT / TL	Rim	Permitted rims	Width		Diameter		Loaded static radius		Rolling circumference		Maximum inflation pressure		Load capacity kg / lbs				Total tread depth		Tread depth measured on top of tie-bar	
							mm	in	mm	in	mm	in	mm	in	kPa	psi	40 km/h	25 mph	65 km/h	40 mph	mm	32 nds in	mm	32 nds in
T445401	560/60R22.5	161 D	Country King	TL	AG 16.00	15.00, 16.00, 17.00, 20.00	564	22.2	1 244	49.0	557	21.9	3 764	148.2	400	58	6 300	13 890	4 625	10 195	18	23	15	19

Load capacity values at different speeds and pressures

Constant		0.8 bar	12 psi	1.2 bar	17 psi	1.6 bar	23 psi	2.0 bar	29 psi	2.4 bar	35 psi	2.8 bar	41 psi	3.2 bar	46 psi	3.6 bar	53 psi	4.0 bar	58 psi
km/h	mph	kg	lbs	kg	lbs	kg	lbs	kg	lbs	kg	lbs	kg	lbs	kg	lbs	kg	lbs	kg	lbs
10	5	2 970	6 550	3 720	8 200	4 380	9 655	5 040	11 110	5 680	12 520	6 400	14 110	7 000	15 430	7 650	16 865	8 350	18 410
20	12.5	2 730	6 020	3 400	7 495	4 020	8 860	4 620	10 185	5 200	11 465	5 860	12 920	6 400	14 110	7 050	15 540	7 650	16 865
25	15	2 610	5 755	3 260	7 185	3 840	8 465	4 440	9 790	4 980	10 980	5 620	12 390	6 150	13 560	6 750	14 880	7 350	16 205
30	20	2 500	5 510	3 120	6 880	3 680	8 115	4 240	9 350	4 760	10 495	5 380	11 860	5 860	12 920	6 450	14 220	7 000	15 430
40	25	2 250	4 960	2 810	6 195	3 320	7 320	3 820	8 420	4 300	9 480	4 840	10 670	5 280	11 640	5 780	12 745	6 300	13 890
50	30	2 000	4 410	2 500	5 510	2 940	6 480	3 400	7 495	3 820	8 420	4 300	9 480	4 700	10 360	5 160	11 375	5 600	12 345
65	40	1 650	3 640	2 060	4 540	2 430	5 355	2 800	6 175	3 150	6 945	3 550	7 825	3 875	8 545	4 250	9 370	4 625	10 195

Liquid and salt ballasting

Tyre volume 100%		Water filling (75%)		Water / salt filling (75% / -30°C / -22°F)					
				Water		Salt ($CaCl_2$)		Total weight increase	
l	gal (US)	l	gal (US)	l	gal (US)	kg	lbs	kg	lbs
390	105	295	80	240	65	122	270	362	800

Tubes and valves

Valve tubeless	Tube product code	Valve tube-type
TR 618 A	T55089	TR 218 A

Nokian Country King 580/65R22.5 – T445405

TL = TUBELESS, may be fitted with or without tube

Product code	Size	LI / SS	Pattern	TT / TL	Rim	Permitted rims	Width		Diameter		Loaded static radius		Rolling circumference		Maximum inflation pressure		Load capacity kg / lbs				Total tread depth		Tread depth measured on top of tie-bar	
							mm	in	mm	in	mm	in	mm	in	kPa	psi	40 km/h	25 mph	65 km/h	40 mph	mm	32 nds in	mm	32 nds in
T445405	580/65R22.5	166 D	Country King	TL	AG 16.00	18.00	577	22.7	1 300	51.2	586	23.1	3 977	156.6	400	58	7 250	15 985	5 300	11 685	19	24	16	20

Load capacity values at different speeds and pressures

Constant		0.8 bar	12 psi	1.2 bar	17 psi	1.6 bar	23 psi	2.0 bar	29 psi	2.4 bar	35 psi	2.8 bar	41 psi	3.2 bar	46 psi	3.6 bar	53 psi	4.0 bar	58 psi
km/h	mph	kg	lbs	kg	lbs	kg	lbs	kg	lbs	kg	lbs	kg	lbs	kg	lbs	kg	lbs	kg	lbs
10	5	3 340	7 365	4 140	9 125	5 040	11 110	5 680	12 520	6 600	14 550	7 200	15 875	7 900	17 415	8 550	18 850	9 550	21 055
20	12.5	3 060	6 745	3 800	8 375	4 620	10 185	5 200	11 465	6 050	13 340	6 600	14 550	7 250	15 985	7 850	17 305	8 750	19 290
25	15	2 930	6 460	3 640	8 025	4 440	9 790	4 980	10 980	5 780	12 745	6 350	14 000	6 950	15 320	7 550	16 645	8 400	18 520
30	20	2 800	6 175	3 480	7 670	4 240	9 350	4 760	10 495	5 520	12 170	6 050	13 340	6 650	14 660	7 200	15 875	8 050	17 745
40	25	2 520	5 555	3 140	6 920	3 820	8 420	4 300	9 480	4 980	10 980	5 440	11 995	5 960	13 140	6 500	14 330	7 250	15 985
50	30	2 240	4 940	2 790	6 150	3 400	7 495	3 820	8 420	4 420	9 745	4 840	10 670	5 300	11 685	5 760	12 700	6 450	14 220
65	40	1 850	4 080	2 300	5 070	2 800	6 175	3 150	6 945	3 650	8 045	4 000	8 820	4 375	9 645	4 750	10 470	5 300	11 685

Liquid and salt ballasting

Tyre volume 100%		Water filling (75%)		Water / salt filling (75% / -30°C / -22°F)					
				Water		Salt ($CaCl_2$)		Total weight increase	
l	gal (US)	l	gal (US)	l	gal (US)	kg	lbs	kg	lbs
450	120	340	90	277	75	141	310	418	920

Tubes and valves

Valve tubeless	Tube product code	Valve tube-type
TR 618 A	T55089	TR 218 A

Nokian Country King 620/60R26.5 – T445404

TL = TUBELESS, may be fitted with or without tube

Product code	Size	LI / SS	Pattern	TT / TL	Rim	Permitted rims	Width		Diameter		Loaded static radius		Rolling circumference		Maximum inflation pressure		Load capacity kg / lbs				Total tread depth		Tread depth measured on top of tie-bar	
							mm	in	mm	in	mm	in	mm	in	kPa	psi	40 km/h	25 mph	65 km/h	40 mph	mm	32 nds in	mm	32 nds in
T445404	620/60R26.5	169 D	Country King	TL	AG 20.00	20.00	625	24.6	1 400	55.1	639	25.2	4 291	168.9	400	58	7 900	17 415	5 800	12 785	20	25	17	21

Load capacity values at different speeds and pressures

Constant		0.8 bar	12 psi	1.2 bar	17 psi	1.6 bar	23 psi	2.0 bar	29 psi	2.4 bar	35 psi	2.8 bar	41 psi	3.2 bar	46 psi	3.6 bar	53 psi	4.0 bar	58 psi
km/h	mph	kg	lbs	kg	lbs	kg	lbs	kg	lbs	kg	lbs	kg	lbs	kg	lbs	kg	lbs	kg	lbs
10	5	3 720	8 200	4 640	10 230	5 540	12 215	6 250	13 780	7 200	15 875	8 100	17 855	8 800	19 400	9 550	21 055	10 450	23 040
20	12.5	3 400	7 495	4 260	9 390	5 080	11 200	5 700	12 565	6 600	14 550	7 450	16 425	8 050	17 745	8 750	19 290	9 600	21 165
25	15	3 260	7 185	4 080	8 995	4 860	10 715	5 460	12 035	6 350	14 000	7 150	15 765	7 750	17 085	8 400	18 520	9 200	20 280
30	20	3 120	6 880	3 900	8 600	4 660	10 275	5 220	11 510	6 050	13 340	6 800	14 990	7 400	16 315	8 050	17 745	8 800	19 400
40	25	2 810	6 195	3 520	7 760	4 200	9 260	4 700	10 360	5 440	11 995	6 150	13 560	6 650	14 660	7 250	15 985	7 900	17 415
50	30	2 500	5 510	3 120	6 880	3 740	8 245	4 180	9 215	4 840	10 670	5 460	12 035	5 900	13 005	6 450	14 220	7 050	15 540
65	40	2 060	4 540	2 575	5 675	3 075	6 780	3 450	7 605	4 000	8 820	4 500	9 920	4 875	10 745	5 300	11 685	5 800	12 785

Liquid and salt ballasting

Tyre volume 100%		Water filling (75%)		Water / salt filling (75% / -30°C / -22°F)					
				Water		Salt ($CaCl_2$)		Total weight increase	
l	gal (US)	l	gal (US)	l	gal (US)	kg	lbs	kg	lbs
555	145	415	110	342	90	174	385	516	1 140

Tubes and valves

Valve tubeless	Tube product code	Valve tube-type
TR 618 A	T55098	TR 218 A

Nokian Country King 710/50R26.5 – T445406

TL = TUBELESS, may be fitted with or without tube

Product code	Size	LI / SS	Pattern	TT / TL	Rim	Permitted rims	Width		Diameter		Loaded static radius		Rolling circumference		Maximum inflation pressure		Load capacity kg / lbs				Total tread depth		Tread depth measured on top of tie-bar	
							mm	in	mm	in	mm	in	mm	in	kPa	psi	40 km/h	25 mph	65 km/h	40 mph	mm	32 nds in	mm	32 nds in
T445406	710/50R26.5	170 D	Country King	TL	AG 24.00	24.00	727	28.6	1 405	55.3	646	25.4	4 304	169.4	400	58	8 200	18 080	6 000	13 230	20	25	17	21

Load capacity values at different speeds and pressures

Constant		0.8 bar	12 psi	1.2 bar	17 psi	1.6 bar	23 psi	2.0 bar	29 psi	2.4 bar	35 psi	2.8 bar	41 psi	3.2 bar	46 psi	3.6 bar	53 psi	4.0 bar	58 psi
km/h	mph	kg	lbs	kg	lbs	kg	lbs	kg	lbs	kg	lbs	kg	lbs	kg	lbs	kg	lbs	kg	lbs
10	5	3 940	8 685	4 920	10 845	5 860	12 920	6 600	14 550	7 450	16 425	8 550	18 850	9 000	19 840	10 100	22 265	10 800	23 810
20	12.5	3 600	7 935	4 500	9 920	5 380	11 860	6 050	13 340	6 850	15 100	7 850	17 305	8 250	18 190	9 250	20 395	9 900	21 825
25	15	3 460	7 630	4 320	9 525	5 140	11 330	5 780	12 745	6 550	14 440	7 550	16 645	7 900	17 415	8 850	19 510	9 500	20 945
30	20	3 300	7 275	4 120	9 085	4 920	10 845	5 520	12 170	6 250	13 780	7 200	15 875	7 550	16 645	8 500	18 740	9 100	20 060
40	25	2 970	6 550	3 720	8 200	4 420	9 745	4 980	10 980	5 620	12 390	6 500	14 330	6 800	14 990	7 650	16 865	8 200	18 080
50	30	2 640	5 820	3 300	7 275	3 940	8 685	4 420	9 745	5 000	11 025	5 760	12 700	6 050	13 340	6 800	14 990	7 300	16 095
65	40	2 180	4 805	2 725	6 010	3 250	7 165	3 650	8 045	4 125	9 095	4 750	10 470	5 000	11 025	5 600	12 345	6 000	13 230

Liquid and salt ballasting

Tyre volume 100%		Water filling (75%)		Water / salt filling (75% / -30°C / -22°F)					
				Water		Salt ($CaCl_2$)		Total weight increase	
l	gal (US)	l	gal (US)	l	gal (US)	kg	lbs	kg	lbs
655	175	490	130	403	105	205	450	609	1 345

Tubes and valves

Valve tubeless	Tube product code	Valve tube-type
TR 618 A	T55102	TR 218 A

Nokian Country King 650/65R26.5 – T445440

TL = TUBELESS, may be fitted with or without tube

Product code	Size	LI / SS	Pattern	TT / TL	Rim	Permitted rims	Width		Diameter		Loaded static radius		Rolling circumference		Maximum inflation pressure		Load capacity kg / lbs				Total tread depth		Tread depth measured on top of tie-bar	
							mm	in	mm	in	mm	in	mm	in	kPa	psi	40 km/h	25 mph	65 km/h	40 mph	mm	32 nds in	mm	32 nds in
T445440	650/65R26.5	174 D	Country King	TL	AG 20.00	20.00	645	25.4	1 518	59.8	689	27.1	4 656	183.3	400	58	9 150	20 170	6 700	14 770	20	25	17	21

Load capacity values at different speeds and pressures

Constant		0.8 bar	12 psi	1.2 bar	17 psi	1.6 bar	23 psi	2.0 bar	29 psi	2.4 bar	35 psi	2.8 bar	41 psi	3.2 bar	46 psi	3.6 bar	53 psi	4.0 bar	58 psi
km/h	mph	kg	lbs	kg	lbs	kg	lbs	kg	lbs	kg	lbs	kg	lbs	kg	lbs	kg	lbs	kg	lbs
10	5	4 260	9 390	5 400	11 905	6 400	14 110	7 200	15 875	8 350	18 410	9 300	20 505	10 100	22 265	11 100	24 470	12 100	26 675
20	12.5	3 900	8 600	4 960	10 935	5 860	12 920	6 600	14 550	7 650	16 865	8 500	18 740	9 250	20 395	10 150	22 375	11 100	24 470
25	15	3 740	8 245	4 740	10 450	5 620	12 390	6 350	14 000	7 350	16 205	8 150	17 965	8 850	19 510	9 750	21 495	10 600	23 370
30	20	3 580	7 890	4 540	10 010	5 380	11 860	6 050	13 340	7 000	15 430	7 800	17 195	8 500	18 740	9 300	20 505	10 150	22 375
40	25	3 220	7 100	4 080	8 995	4 840	10 670	5 440	11 995	6 300	13 890	7 050	15 540	7 650	16 865	8 400	18 520	9 150	20 170
50	30	2 860	6 305	3 640	8 025	4 300	9 480	4 840	10 670	5 600	12 345	6 250	13 780	6 800	14 990	7 450	16 425	8 150	17 965
65	40	2 360	5 205	3 000	6 615	3 550	7 825	4 000	8 820	4 625	10 195	5 150	11 355	5 600	12 345	6 150	13 560	6 700	14 770

Liquid and salt ballasting

Tyre volume 100%		Water filling (75%)		Water / salt filling (75% / -30°C / -22°F)					
				Water		Salt ($CaCl_2$)		Total weight increase	
l	gal (US)	l	gal (US)	l	gal (US)	kg	lbs	kg	lbs
723	190	540	145	445	120	227	500	672	1 480

Tubes and valves

Valve tubeless	Tube product code	Valve tube-type
TR 618 A	T55102	TR 218 A

Nokian Country King 800/45R26.5 – T445600

TL = TUBELESS, may be fitted with or without tube

Product code	Size	LI / SS	Pattern	TT / TL	Rim	Permitted rims	Width		Diameter		Loaded static radius		Rolling circumference		Maximum inflation pressure		Load capacity kg / lbs				Total tread depth		Tread depth measured on top of tie-bar	
							mm	in	mm	in	mm	in	mm	in	kPa	psi	40 km/h	25 mph	65 km/h	40 mph	mm	32 nds in	mm	32 nds in
T445600	800/45R26.5	174 D	Country King	TL	AG 28.00	24.00	810	31.9	1 395	54.9	622	24.5	4 240	166.9	400	58	9 150	20 170	6 700	14 770	26	33	N/A	N/A

Load capacity values at different speeds and pressures

Constant		0.8 bar	12 p.s.i.	1.2 bar	17 p.s.i.	1.6 bar	23 p.s.i.	2.0 bar	29 p.s.i.	2.4 bar	35 p.s.i.	2.8 bar	41 p.s.i.	3.2 bar	46 p.s.i.	3.6 bar	53 p.s.i.	4.0 bar	58 p.s.i.
km/h	mph	kg	lb	kg	lb	kg	lb	kg	lb	kg	lb	kg	lb	kg	lb	kg	lb	kg	lb
10	5	3 820	8 420	4 920	10 845	6 050	13 340	7 000	15 430	8 100	17 855	9 000	19 840	10 100	22 265	11 100	24 470	12 100	26 675
20	12.5	3 500	7 715	4 500	9 920	5 540	12 215	6 400	14 110	7 450	16 425	8 250	18 190	9 250	20 395	10 150	22 375	11 100	24 470
25	15	3 360	7 405	4 320	9 525	5 300	11 685	6 150	13 560	7 150	15 765	7 900	17 415	8 850	19 510	9 750	21 495	10 600	23 370
30	20	3 220	7 100	4 120	9 085	5 060	11 155	5 860	12 920	6 800	14 990	7 550	16 645	8 500	18 740	9 300	20 505	10 150	22 375
40	25	2 890	6 370	3 720	8 200	4 560	10 055	5 280	11 640	6 150	13 560	6 800	14 990	7 650	16 865	8 400	18 520	9 150	20 170
50	30	2 570	5 665	3 300	7 275	4 060	8 950	4 700	10 360	5 460	12 035	6 050	13 340	6 800	14 990	7 450	16 425	8 150	17 965
65	40	2 120	4 675	2 725	6 010	3 350	7 385	3 875	8 545	4 500	9 920	5 000	11 025	5 600	12 345	6 150	13 560	6 700	14 770

Liquid and salt ballasting

Tyre volume 100%		Water filling (75%)		Water / salt filling (75% / -30°C / -22°F)					
				Water		Salt ($CaCl_2$)		Total weight increase	
l	gal (US)	l	gal (US)	l	gal (US)	kg	lbs	kg	lbs
727	190	545	145	447	120	228	505	675	1 490

Tubes and valves

Valve tubeless	Tube product code	Valve tube-type
TR 618 A	T55102	TR 218 A

Nokian Country King 650/65R30.5 – T445611

TL = TUBELESS, may be fitted with or without tube

Product code	Size	LI / SS	Pattern	TT / TL	Rim	Permitted rims	Width		Diameter		Loaded static radius		Rolling circumference		Maximum inflation pressure		Load capacity kg / lbs				Total tread depth		Tread depth measured on top of tie-bar	
							mm	in	mm	in	mm	in	mm	in	kPa	psi	40 km/h	25 mph	65 km/h	40 mph	mm	32 nds in	mm	32 nds in
T445611	650/65R30.5	176 D	Country King	TL	AG 20.00	20.00	660	26.0	1 623	63.9	737	29.0	4 969	195.6	400	58	9 700	21 385	7 100	15 655	26	33	N/A	N/A

Load capacity values at different speeds and pressures

Constant		0.8 bar	12 psi	1.2 bar	17 psi	1.6 bar	23 psi	2.0 bar	29 psi	2.4 bar	35 psi	2.8 bar	41 psi	3.2 bar	46 psi	3.6 bar	53 psi	4.0 bar	58 psi
km/h	mph	kg	lbs	kg	lbs	kg	lbs	kg	lbs	kg	lbs	kg	lbs	kg	lbs	kg	lbs	kg	lbs
10	5	4 500	9 920	5 680	12 520	6 750	14 880	7 650	16 865	8 800	19 400	9 850	21 715	10 800	23 810	11 700	25 795	12 800	28 220
20	12.5	4 140	9 125	5 200	11 465	6 200	13 670	7 050	15 540	8 050	17 745	9 000	19 840	9 900	21 825	10 750	23 700	11 750	25 905
25	15	3 960	8 730	4 980	10 980	5 940	13 095	6 750	14 880	7 750	17 085	8 650	19 070	9 500	20 945	10 300	22 705	11 250	24 800
30	20	3 780	8 335	4 760	10 495	5 680	12 520	6 450	14 220	7 400	16 315	8 250	18 190	9 100	20 060	9 850	21 715	10 750	23 700
40	25	3 400	7 495	4 300	9 480	5 100	11 245	5 780	12 745	6 650	14 660	7 450	16 425	8 200	18 080	8 850	19 510	9 700	21 385
50	30	3 040	6 700	3 820	8 420	4 540	10 010	5 160	11 375	5 900	13 005	6 600	14 550	7 300	16 095	7 900	17 415	8 600	18 960
65	40	2 500	5 510	3 150	6 945	3 750	8 265	4 250	9 370	4 875	10 745	5 450	12 015	6 000	13 230	6 500	14 330	7 100	15 655

Liquid and salt ballasting

Tyre volume 100%		Water filling (75%)		Water / salt filling (75% / -30°C / -22°F)					
				Water		Salt ($CaCl_2$)		Total weight increase	
l	gal (US)	l	gal (US)	l	gal (US)	kg	lbs	kg	lbs
799	210	600	160	492	130	251	555	743	1 638

Tubes and valves

Valve tubeless	Tube product code	Valve tube-type
TR 618 A	-	-

Nokian Country King 750/60R30.5 – T445610

TL = TUBELESS, may be fitted with or without tube

Product code	Size	LI / SS	Pattern	TT / TL	Rim	Permitted rims	Width		Diameter		Loaded static radius		Rolling circumference		Maximum inflation pressure		Load capacity kg / lbs				Total tread depth		Tread depth measured on top of tie-bar	
							mm	in	mm	in	mm	in	mm	in	kPa	psi	40 km/h	25 mph	65 km/h	40 mph	mm	32 nds in	mm	32 nds in
T445610	750/60R30.5	181 D	Country King	TL	AG 24.00	24.00	750	29.5	1 680	66.1	757	29.8	5 144	202.5	400	58	11 250	24 800	8 250	18 190	26	33	N/A	N/A

Load capacity values at different speeds and pressures

Constant		0.8 bar	12 p.s.i.	1.2 bar	17 p.s.i.	1.6 bar	23 p.s.i.	2.0 bar	29 p.s.i.	2.4 bar	35 p.s.i.	2.8 bar	41 p.s.i.	3.2 bar	46 p.s.i.	3.6 bar	53 p.s.i.	4.0 bar	58 p.s.i.
km/h	mph	kg	lb	kg	lb	kg	lb	kg	lb	kg	lb	kg	lb	kg	lb	kg	lb	kg	lb
10	5	5 400	11 905	6 600	14 550	7 900	17 415	9 000	19 840	10 450	23 040	11 700	25 795	12 450	27 445	13 500	29 760	14 850	32 740
20	12.5	4 960	10 935	6 050	13 340	7 250	15 985	8 250	18 190	9 600	21 165	10 750	23 700	11 400	25 130	12 400	27 335	13 650	30 095
25	15	4 740	10 450	5 780	12 745	6 950	15 320	7 900	17 415	9 200	20 280	10 300	22 705	10 950	24 140	11 850	26 125	13 050	28 770
30	20	4 540	10 010	5 520	12 170	6 650	14 660	7 550	16 645	8 800	19 400	9 850	21 715	10 450	23 040	11 350	25 020	12 500	27 560
40	25	4 080	8 995	4 980	10 980	5 960	13 140	6 800	14 990	7 900	17 415	8 850	19 510	9 400	20 725	10 200	22 485	11 250	24 800
50	30	3 640	8 025	4 420	9 745	5 300	11 685	6 050	13 340	7 050	15 540	7 900	17 415	8 350	18 410	9 100	20 060	10 000	22 045
65	40	3 000	6 615	3 650	8 045	4 375	9 645	5 000	11 025	5 800	12 785	6 500	14 330	6 900	15 210	7 500	16 535	8 250	18 190

Liquid and salt ballasting

Tyre volume 100%		Water filling (75%)		Water / salt filling (75% / -30°C / -22°F)					
				Water		Salt ($CaCl_2$)		Total weight increase	
l	gal (US)	l	gal (US)	l	gal (US)	kg	lbs	kg	lbs
1 050	275	785	205	646	170	329	725	976	2 150

Tubes and valves

Valve tubeless	Tube product code	Valve tube-type
TR 618 A	-	-

Nokian Country King – all sizes

TL = TUBELESS, may be fitted with or without tube

Product code	Size	LI / SS	Pattern	TT / TL	Rim	Permitted rims	Width		Diameter		Loaded static radius		Rolling circumference		Maximum inflation pressure		Load capacity kg / lbs				Total tread depth		Tread depth measured on top of tie-bar	
							mm	in	mm	in	mm	in	mm	in	kPa	psi	40 km/h	25 mph	65 km/h	40 mph	mm	32 nds in	mm	32 nds in
T445542	710/35R22.5	157 D	Country King	TL	AG 24.00	24.00	712	28.0	1 069	42.1	484	19.1	3 248	127.9	400	58	5 620	10 670	4 125	9 095	22	28	19	24
T445402	560/45R22.5	152 D	Country King	TL	AG 16.00	16.00	564	22.2	1 076	42.4	474	18.7	3 280	129.1	400	58	4 840	10 670	3 550	7 825	16	20	13	16
T445453	500/60R22.5	155 D	Country King	TL	AG 16.00	14.00, 15.00, 16.00, 17.00	503	19.8	1 172	46.1	521	20.5	3 581	141.0	400	58	5 280	11 640	3 875	8 545	17	21	14	18
T445441	600/50R22.5	159 D	Country King	TL	AG 20.00	20.00	600	23.6	1 172	46.1	533	21.0	3 575	140.7	400	58	5 960	13 140	4 375	9 645	18	23	15	19
T445496	710/45R22.5	165 D	Country King	TL	AG 24.00	24.00	727	28.6	1 212	47.7	545	21.5	3 695	145.5	400	58	7 050	15 540	5 150	11 355	22	28	19	24
T445407	650/50R22.5	163 D	Country King	TL	AG 20.00	20.00	645	25.4	1 237	48.7	564	22.2	3 789	149.2	400	58	6 650	14 660	4 875	10 745	18	23	15	19
T445401	560/60R22.5	161 D	Country King	TL	AG 16.00	15.00, 16.00, 17.00, 20.00	564	22.2	1 244	49.0	557	21.9	3 764	148.2	400	58	6 300	13 890	4 625	10 195	18	23	15	19
T445405	580/65R22.5	166 D	Country King	TL	AG 16.00	18.00	577	22.7	1 300	51.2	586	23.1	3 977	156.6	400	58	7 250	15 985	5 300	11 685	19	24	16	20
T445404	620/60R26.5	169 D	Country King	TL	AG 20.00	20.00	625	24.6	1 400	55.1	639	25.2	4 291	168.9	400	58	7 900	17 415	5 800	12 785	20	25	17	21
T445406	710/50R26.5	170 D	Country King	TL	AG 24.00	20.00, 24.00	727	28.6	1 405	55.3	646	25.4	4 304	169.4	400	58	8 200	18 080	6 000	13 230	20	25	17	21
T445440	650/65R26.5	174 D	Country King	TL	AG 20.00	20.00	645	25.4	1 518	59.8	689	27.1	4 656	183.3	400	58	9 150	20 170	6 700	14 770	20	25	17	21
T445600	800/45R26.5	174 D	Country King	TL	AG 28.00	24.00	810	31.9	1 395	54.9	622	24.5	4 240	166.9	400	58	9 150	20 170	6 700	14 770	26	33	N/A	N/A
T445611	650/65R30.5	176 D	Country King	TL	AG 20.00	20.00	660	26.0	1 623	63.9	737	29.0	4 969	195.6	400	58	9 700	21 385	7 100	15 655	26	33	N/A	N/A
T445610	750/60R30.5	181 D	Country King	TL	AG 24.00	24.00	750	29.5	1 680	66.1	757	29.8	5 144	202.5	400	58	11 250	24 800	8 250	18 190	26	33	N/A	N/A

Nokian ELS Radial

Respecting and protecting the environment

A flotation radial tyre for agricultural machines and trailers. The large contact area, low tyre pressure and the structure and tread pattern efficiently prevents soil compaction. Excellent grip and mobility for soft surfaces.

- Environmentally friendly flotation tyre for large agricultural machines and trailers
- Low surface pressure and soil compaction due to the large contact area
- This sturdy radial tyre endures speed well

Available also as SB (steel belted) version for higher load capacity and more puncture resistance.

Notice! When most driving on fields Nokian ELS Radial is the best solution.



Nokian ELS / Nokian ELS SB tread depth measuring point

Sizes

- Nokian ELS Radial 500/50R17 – T445319
- Nokian ELS Radial 500/50R17 – T445250
- Nokian ELS Radial 560/45R22.5 – T445297
- Nokian ELS Radial 500/60R22.5 – T445249
- Nokian ELS Radial 600/50R22.5 – T445292
- Nokian ELS Radial 710/45R22.5 – T445348
- Nokian ELS Radial 550/60R22.5 – T492100
- Nokian ELS Radial 600/55R26.5 – T445146
- Nokian ELS Radial 700/50R26.5 – T445227
- Nokian ELS Radial 750/55R26.5 – T445317
- Nokian ELS Radial SB 750/55R26.5 – T445601
- Nokian ELS Radial 650/65R26.5 – T445189
- Nokian ELS Radial SB 650/65R26.5 – T445465
- Nokian ELS Radial SB 650/65R30.5 – T445497
- Nokian ELS Radial SB 850/50R30.5 – T445499
- Nokian ELS Radial SB 850/45R34 – T445502
- Nokian ELS Radial 710/55R34 – T445252
- Nokian ELS Radial SB 710/55R34 – T445470
- Nokian ELS Radial 800/50R34 – T445332
- Nokian ELS Radial SB 800/50R34 – T445469
- Nokian ELS Radial SB 650/60R34 – T445439
- Nokian ELS Radial SB 750/60R30.5 – T445498
- Nokian ELS Radial SB 750/55R34 – T445501
- Nokian ELS Radial SB 800/60R34 – T445500
- Nokian ELS Radial 800/60R34 – T445318

Nokian ELS Radial 500/50R17 – T445319

D = 65 km/h / 40 mph A8 = 40 km/h / 25 mph TL = TUBELESS, may be fitted with or without tube

Product code	Size	LI / SS	Pattern	TT / TL	Rim	Permitted rims	Width		Diameter		Loaded static radius		Rolling circumference		Maximum inflation pressure		Load capacity kg / lbs				Total tread depth	
							mm	in	mm	in	mm	in	mm	in	kPa	psi	40 km/h	25 mph	65 km/h	40 mph	mm	32 nds in
T445319	500/50R17	121 A8[1)]	ELS	TL	AG 16.00	16.00	500	19.7	933	36.7	406	16.0	2 783	109.6	80 LLV[2)]	12	1 450	3 195	1 305	2 875	16	20

1) Special tyre for balers

2) HLV (high load variation): trailer use, LLV (low load variation): other agricultural machines

Liquid and salt ballasting

Tyre volume 100%		Water filling (75%)		Water / salt filling (75% / -30°C / -22°F)					
				Water		Salt ($CaCl_2$)		Total weight increase	
l	gal (US)	l	gal (US)	l	gal (US)	kg	lbs	kg	lbs
195	50	145	40	120	30	61	135	181	400

Tubes and valves

Valve tubeless	Tube product code	Valve tube-type
TR 618 A	T56422	TR 15

Nokian ELS Radial 500/50R17 – T445250

D = 65 km/h / 40 mph A8 = 40 km/h / 25 mph TL = TUBELESS, may be fitted with or without tube

Product code	Size	LI / SS	Pattern	TT / TL	Rim	Permitted rims	Width		Diameter		Loaded static radius		Rolling circumference		Maximum inflation pressure		Load capacity kg / lbs				Total tread depth	
							mm	in	mm	in	mm	in	mm	in	kPa	psi	40 km/h	25 mph	65 km/h	40 mph	mm	32 nds in
T445250	500/50R17	145 D	ELS	TL	AG 16.00	16.00	503	19.8	933	36.7	406	16.0	2 783	109.6	400	58	3 960	8 730	2 900	6 395	16	20

Load capacity values at different speeds and pressures

Constant		0.8 bar	12 p.s.i.	1.2 bar	17 p.s.i.	1.6 bar	23 p.s.i.	2.0 bar	29 p.s.i.	2.4 bar	35 p.s.i.	2.8 bar	41 p.s.i.	3.2 bar	46 p.s.i.	3.6 bar	53 p.s.i.	4.0 bar	58 p.s.i.
km/h	mph	kg	lb	kg	lb	kg	lb	kg	lb	kg	lb	kg	lb	kg	lb	kg	lb	kg	lb
10	5	1 860	4 100	2 320	5 115	2 610	5 755	3 160	6 965	3 600	7 935	4 040	8 905	4 380	9 655	4 780	10 540	5 220	11 510
20	12.5	1 700	3 750	2 120	4 675	2 400	5 290	2 890	6 370	3 300	7 275	3 700	8 155	4 020	8 860	4 380	9 655	4 800	10 580
25	15	1 630	3 595	2 030	4 475	2 300	5 070	2 770	6 105	3 160	6 965	3 540	7 805	3 840	8 465	4 200	9 260	4 600	10 140
30	20	1 560	3 440	1 940	4 275	2 190	4 830	2 650	5 840	3 020	6 660	3 400	7 495	3 680	8 115	4 020	8 860	4 380	9 655
40	25	1 410	3 110	1 750	3 860	1 980	4 365	2 380	5 245	2 720	5 995	3 060	6 745	3 320	7 320	3 620	7 980	3 960	8 730
50	30	1 250	2 755	1 560	3 440	1 760	3 880	2 120	4 675	2 420	5 335	2 710	5 975	2 940	6 480	3 220	7 100	3 520	7 760
65	40	1 030	2 270	1 285	2 835	1 450	3 195	1 750	3 860	2 000	4 410	2 240	4 940	2 430	5 355	2 650	5 840	2 900	6 395

Liquid and salt ballasting

Tyre volume 100%		Water filling (75%)		Water / salt filling (75% / -30°C / -22°F)					
				Water		Salt ($CaCl_2$)		Total weight increase	
l	gal (US)	l	gal (US)	l	gal (US)	kg	lbs	kg	lbs
195	50	145	40	120	30	61	135	181	400

Tubes and valves

Valve tubeless	Tube product code	Valve tube-type
TR 618 A	T56422	TR 15

Nokian ELS Radial 560/45R22.5 – T445297

D = 65 km/h / 40 mph A8 = 40 km/h / 25 mph TL = TUBELESS, may be fitted with or without tube

Product code	Size	LI / SS	Pattern	TT / TL	Rim	Permitted rims	Width		Diameter		Loaded static radius		Rolling circumference		Maximum inflation pressure		Load capacity kg / lbs				Total tread depth	
							mm	in	mm	in	mm	in	mm	in	kPa	psi	40 km/h	25 mph	65 km/h	40 mph	mm	32 nds in
T445297	560/45R22.5	146 D	ELS	TL	AG 16.00	14.00 15.00 16.00 17.00	560	22.0	1 076	42.4	486	19.1	3 261	128.4	320	46	4 080	8 995	3 000	6 615	18	23

Load capacity values at different speeds and pressures

Constant		0.8 bar	12 p.s.i.	1.2 bar	17 p.s.i.	1.6 bar	23 p.s.i.	2.0 bar	29 p.s.i.	2.4 bar	35 p.s.i.	2.8 bar	41 p.s.i.	3.2 bar	46 p.s.i.
km/h	mph	kg	lb	kg	lb	kg	lb	kg	lb	kg	lb	kg	lb	kg	lb
10	5	2 250	4 960	2 880	6 350	3 420	7 540	3 820	8 420	4 380	9 655	4 920	10 845	5 400	11 905
20	12.5	2 070	4 565	2 640	5 820	3 140	6 920	3 500	7 715	4 020	8 860	4 500	9 920	4 960	10 935
25	15	1 980	4 365	2 530	5 580	3 020	6 660	3 360	7 405	3 840	8 465	4 320	9 525	4 740	10 450
30	20	1 890	4 165	2 420	5 335	2 870	6 325	3 220	7 100	3 680	8 115	4 120	9 085	4 540	10 010
40	25	1 700	3 750	2 180	4 805	2 590	5 710	2 890	6 370	3 320	7 320	3 720	8 200	4 080	8 995
50	30	1 520	3 350	1 940	4 275	2 300	5 070	2 570	5 665	2 940	6 480	3 300	7 275	3 640	8 025
65	40	1 250	2 755	1 600	3 525	1 900	4 190	2 120	4 675	2 430	5 355	2 725	6 010	3 000	6 615

Liquid and salt ballasting

Tyre volume 100%		Water filling (75%)		Water / salt filling (75% / -30°C / -22°F)					
				Water		Salt ($CaCl_2$)		Total weight increase	
l	gal (US)	l	gal (US)	l	gal (US)	kg	lbs	kg	lbs
265	70	200	55	163	45	83	185	246	540

Tubes and valves

Valve tubeless	Tube product code	Valve tube-type
TR 618 A	T56435	TR 218 A

Nokian ELS Radial 500/60R22.5 – T445249

D = 65 km/h / 40 mph A8 = 40 km/h / 25 mph TL = TUBELESS, may be fitted with or without tube

Product code	Size	LI / SS	Pattern	TT / TL	Rim	Permitted rims	Width		Diameter		Loaded static radius		Rolling circumference		Maximum inflation pressure		Load capacity kg / lbs				Total tread depth	
							mm	in	mm	in	mm	in	mm	in	kPa	psi	40 km/h	25 mph	65 km/h	40 mph	mm	32 nds in
T445249	500/60R22.5	146 D	ELS	TL	AG 16.00	14.00 15.00, 16.00, 17.00	503	19.8	1 150	45.3	517	20.4	3 481	137.0	280	41	4 080	8 995	3 000	6 615	19	24

Load capacity values at different speeds and pressures

Constant		0.8 bar	12 p.s.i.	1.2 bar	17 p.s.i.	1.6 bar	23 p.s.i.	2.0 bar	29 p.s.i.	2.4 bar	35 p.s.i.	2.8 bar	41 p.s.i.
km/h	mph	kg	lb	kg	lb	kg	lb	kg	lb	kg	lb	kg	lb
10	5	2 450	5 400	3 060	6 745	3 720	8 200	4 140	9 125	4 780	10 540	5 400	11 905
20	12.5	2 250	4 960	2 810	6 195	3 400	7 495	3 800	8 375	4 380	9 655	4 960	10 935
25	15	2 150	4 740	2 690	5 930	3 260	7 185	3 640	8 025	4 200	9 260	4 740	10 450
30	20	2 060	4 540	2 570	5 665	3 120	6 880	3 480	7 670	4 020	8 860	4 540	10 010
40	25	1 850	4 080	2 320	5 115	2 810	6 195	3 140	6 920	3 620	7 980	4 080	8 995
50	30	1 650	3 640	2 060	4 540	2 500	5 510	2 790	6 150	3 220	7 100	3 640	8 025
65	40	1 360	3 000	1 700	3 750	2 060	4 540	2 300	5 070	2 650	5 840	3 000	6 615

Liquid and salt ballasting

Tyre volume 100%		Water filling (75%)		Water / salt filling (75% / -30°C / -22°F)					
				Water		Salt ($CaCl_2$)		Total weight increase	
l	gal (US)	l	gal (US)	l	gal (US)	kg	lbs	kg	lbs
295	80	220	60	182	50	93	205	274	605

Tubes and valves

Valve tubeless	Tube product code	Valve tube-type
TR 618 A	T55096	TR 218 A

Nokian ELS Radial 600/50R22.5 – T445292

D = 65 km/h / 40 mph A8 = 40 km/h / 25 mph TL = TUBELESS, may be fitted with or without tube

Product code	Size	LI / SS	Pattern	TT / TL	Rim	Permitted rims	Width		Diameter		Loaded static radius		Rolling circumference		Maximum inflation pressure		Load capacity kg / lbs				Total tread depth	
							mm	in	mm	in	mm	in	mm	in	kPa	psi	40 km/h	25 mph	65 km/h	40 mph	mm	32 nds in
T445292	600/50R22.5	156 D	ELS	TL	AG 20.00	20.00	600	23.6	1 172	46.1	531	20.9	3 563	140.3	360	52	5 440	11 995	4 000	8 820	19	24

Load capacity values at different speeds and pressures

Constant		0.8 bar	12 psi	1.2 bar	17 psi	1.6 bar	23 psi	2.0 bar	29 psi	2.4 bar	35 psi	2.8 bar	41 psi	3.2 bar	46 psi	3.6 bar	53 psi
km/h	mph	kg	lbs	kg	lbs	kg	lbs	kg	lbs	kg	lbs	kg	lbs	kg	lbs	kg	lbs
10	5	2 610	5 755	3 520	7 760	4 140	9 125	4 780	10 540	5 400	11 905	6 050	13 340	6 600	14 550	7 200	15 875
20	12.5	2 400	5 290	3 220	7 100	3 800	8 375	4 380	9 655	4 960	10 935	5 540	12 215	6 050	13 340	6 600	14 550
25	15	2 300	5 070	3 100	6 835	3 640	8 025	4 200	9 260	4 740	10 450	5 300	11 685	5 780	12 745	6 350	14 000
30	20	2 190	4 830	2 950	6 505	3 480	7 670	4 020	8 860	4 540	10 010	5 060	11 155	5 520	12 170	6 050	13 340
40	25	1 980	4 365	2 660	5 865	3 140	6 920	3 620	7 980	4 080	8 995	4 560	10 055	4 980	10 980	5 440	11 995
50	30	1 760	3 880	2 360	5 205	2 790	6 150	3 220	7 100	3 640	8 025	4 060	8 950	4 420	9 745	4 840	10 670
65	40	1 450	3 195	1 950	4 300	2 300	5 070	2 650	5 840	3 000	6 615	3 350	7 385	3 650	8 045	4 000	8 820

Liquid and salt ballasting

Tyre volume 100%		Water filling (75%)		Water / salt filling (75% / -30°C / -22°F)					
				Water		Salt ($CaCl_2$)		Total weight increase	
l	gal (US)	l	gal (US)	l	gal (US)	kg	lbs	kg	lbs
370	100	280	75	228	60	116	255	344	760

Tubes and valves

Valve tubeless	Tube product code	Valve tube-type
TR 618 A	T55089	TR 218 A

Nokian ELS Radial 710/45R22.5 – T445348

D = 65 km/h / 40 mph A8 = 40 km/h / 25 mph TL = TUBELESS, may be fitted with or without tube

Product code	Size	LI / SS	Pattern	TT / TL	Rim	Permitted rims	Width		Diameter		Loaded static radius		Rolling circumference		Maximum inflation pressure		Load capacity kg / lbs				Total tread depth	
							mm	in	mm	in	mm	in	mm	in	kPa	psi	40 km/h	25 mph	65 km/h	40 mph	mm	32 nds in
T445348	710/45R22.5	156 D	ELS	TL	AG 24.00	24.00	710	28.0	1 212	47.7	582	22.9	3 654	143.9	280	41	5 440	11 995	4 000	8 820	20	25

Load capacity values at different speeds and pressures

Constant		0.8 bar	12 psi	1.2 bar	17 psi	1.6 bar	23 psi	2.0 bar	29 psi	2.4 bar	35 psi	2.8 bar	41 psi
km/h	mph	kg	lbs	kg	lbs	kg	lbs	kg	lbs	kg	lbs	kg	lbs
10	5	3 340	7 365	4 140	9 125	4 920	10 845	5 540	12 215	6 400	14 110	7 200	15 875
20	12.5	3 060	6 745	3 800	8 375	4 500	9 920	5 080	11 200	5 860	12 920	6 600	14 550
25	15	2 930	6 460	3 640	8 025	4 320	9 525	4 860	10 715	5 620	12 390	6 350	14 000
30	20	2 800	6 175	3 480	7 670	4 120	9 085	4 660	10 275	5 380	11 860	6 050	13 340
40	25	2 520	5 555	3 140	6 920	3 720	8 200	4 200	9 260	4 840	10 670	5 440	11 995
50	30	2 240	4 940	2 790	6 150	3 300	7 275	3 740	8 245	4 300	9 480	4 840	10 670
65	40	1 850	4 080	2 300	5 070	2 725	6 010	3 075	6 780	3 550	7 825	4 000	8 820

Liquid and salt ballasting

Tyre volume 100%		Water filling (75%)		Water / salt filling (75% / -30°C / -22°F)					
				Water		Salt ($CaCl_2$)		Total weight increase	
l	gal (US)	l	gal (US)	l	gal (US)	kg	lbs	kg	lbs
550	145	415	110	338	90	173	380	511	1 125

Tubes and valves

Valve tubeless	Tube product code	Valve tube-type
TR 618 A	T55092	TR 218 A

Nokian ELS Radial 550/60R22.5 – T492100

D = 65 km/h / 40 mph A8 = 40 km/h / 25 mph TL = TUBELESS, may be fitted with or without tube

Product code	Size	LI / SS	Pattern	TT / TL	Rim	Permitted rims	Width		Diameter		Loaded static radius		Rolling circumference		Maximum inflation pressure		Load capacity kg / lbs				Total tread depth	
							mm	in	mm	in	mm	in	mm	in	kPa	psi	40 km/h	25 mph	65 km/h	40 mph	mm	32 nds in
T492100	550/60R22.5	151 D	ELS	TL	AG 16.00	16.00	537	21.1	1 232	48.5	522	20.6	3 745	147.4	280	41	4 700	10 360	3 450	7 605	20	25

Load capacity values at different speeds and pressures

Constant		0.8 bar	12 psi	1.2 bar	17 psi	1.6 bar	23 psi	2.0 bar	29 psi	2.4 bar	35 psi	2.8 bar	41 psi
km/h	mph	kg	lbs	kg	lbs	kg	lbs	kg	lbs	kg	lbs	kg	lbs
10	5	2 880	6 350	3 600	7 935	4 260	9 390	4 920	10 845	5 540	12 215	6 250	13 780
20	12.5	2 640	5 820	3 300	7 275	3 900	8 600	4 500	9 920	5 080	11 200	5 700	12 565
25	15	2 530	5 580	3 160	6 965	3 740	8 245	4 320	9 525	4 860	10 715	5 460	12 035
30	20	2 420	5 335	3 020	6 660	3 580	7 890	4 120	9 085	4 660	10 275	5 220	11 510
40	25	2 180	4 805	2 720	5 995	3 220	7 100	3 720	8 200	4 200	9 260	4 700	10 360
50	30	1 940	4 275	2 420	5 335	2 860	6 305	3 300	7 275	3 740	8 245	4 180	9 215
65	40	1 600	3 525	2 000	4 410	2 360	5 205	2 725	6 010	3 075	6 780	3 450	7 605

Liquid and salt ballasting

Tyre volume 100%		Water filling (75%)		Water / salt filling (75% / -30°C / -22°F)					
				Water		Salt ($CaCl_2$)		Total weight increase	
l	gal (US)	l	gal (US)	l	gal (US)	kg	lbs	kg	lbs
375	100	280	75	231	60	118	260	348	765

Tubes and valves

Valve tubeless	Tube product code	Valve tube-type
TR 618 A	T55096	TR 218 A

Nokian ELS Radial 600/55R26.5 – T445146

D = 65 km/h / 40 mph A8 = 40 km/h / 25 mph TL = TUBELESS, may be fitted with or without tube

Product code	Size	LI / SS	Pattern	TT / TL	Rim	Permitted rims	Width		Diameter		Loaded static radius		Rolling circumference		Maximum inflation pressure		Load capacity kg / lbs				Total tread depth	
							mm	in	mm	in	mm	in	mm	in	kPa	psi	40 km/h	25 mph	65 km/h	40 mph	mm	32 nds in
T445146	600/55R26.5	158 D	ELS	TL	AG 20.00	20.00	600	23.6	1 333	52.5	603	23.7	4 040	159.1	320	46	5 780	12 745	4 250	9 370	22	28

Load capacity values at different speeds and pressures

Constant		0.8 bar	12 psi	1.2 bar	17 psi	1.6 bar	23 psi	2.0 bar	29 psi	2.4 bar	35 psi	2.8 bar	41 psi	3.2 bar	46 psi
km/h	mph	kg	lbs	kg	lbs	kg	lbs	kg	lbs	kg	lbs	kg	lbs	kg	lbs
10	5	3 240	7 145	4 040	8 905	4 920	10 845	5 540	12 215	6 400	14 110	7 200	15 875	7 650	16 865
20	12.5	2 970	6 550	3 700	8 155	4 500	9 920	5 080	11 200	5 860	12 920	6 600	14 550	7 050	15 540
25	15	2 850	6 285	3 540	7 805	4 320	9 525	4 860	10 715	5 620	12 390	6 350	14 000	6 750	14 880
30	20	2 720	5 995	3 400	7 495	4 120	9 085	4 660	10 275	5 380	11 860	6 050	13 340	6 450	14 220
40	25	2 450	5 400	3 060	6 745	3 720	8 200	4 200	9 260	4 840	10 670	5 440	11 995	5 780	12 745
50	30	2 180	4 805	2 710	5 975	3 300	7 275	3 740	8 245	4 300	9 480	4 840	10 670	5 160	11 375
65	40	1 800	3 970	2 240	4 940	2 725	6 010	3 075	6 780	3 550	7 825	4 000	8 820	4 250	9 370

Liquid and salt ballasting

Tyre volume 100%		Water filling (75%)		Water / salt filling (75% / -30°C / -22°F)					
				Water		Salt ($CaCl_2$)		Total weight increase	
l	gal (US)	l	gal (US)	l	gal (US)	kg	lbs	kg	lbs
475	125	355	95	292	75	149	330	441	970

Tubes and valves

Valve tubeless	Tube product code	Valve tube-type
TR 618 A	T55098	TR 218 A

Nokian ELS Radial 700/50R26.5 – T445227

D = 65 km/h / 40 mph A8 = 40 km/h / 25 mph TL = TUBELESS, may be fitted with or without tube

Product code	Size	LI / SS	Pattern	TT / TL	Rim	Permitted rims	Width		Diameter		Loaded static radius		Rolling circumference		Maximum inflation pressure		Load capacity kg / lbs				Total tread depth	
							mm	in	mm	in	mm	in	mm	in	kPa	psi	40 km/h	25 mph	65 km/h	40 mph	mm	32 nds in
T445227	700/50R26.5	161 D	ELS	TL	AG 24.00	20.00, 24.00	700	27.6	1 373	54.1	625	24.6	4 160	163.8	280	41	6 300	13 890	4 625	10 195	22	28

Load capacity values at different speeds and pressures

Constant		0.8 bar	12 psi	1.2 bar	17 psi	1.6 bar	23 psi	2.0 bar	29 psi	2.4 bar	35 psi	2.8 bar	41 psi
km/h	mph	kg	lbs	kg	lbs	kg	lbs	kg	lbs	kg	lbs	kg	lbs
10	5	3 820	8 420	4 780	10 540	5 680	12 520	6 400	14 110	7 450	16 425	8 350	18 410
20	12.5	3 500	7 715	4 380	9 655	5 200	11 465	5 860	12 920	6 850	15 100	7 650	16 865
25	15	3 360	7 405	4 200	9 260	4 980	10 980	5 620	12 390	6 550	14 440	7 350	16 205
30	20	3 220	7 100	4 020	8 860	4 760	10 495	5 380	11 860	6 250	13 780	7 000	15 430
40	25	2 890	6 370	3 620	7 980	4 300	9 480	4 840	10 670	5 620	12 390	6 300	13 890
50	30	2 570	5 665	3 220	7 100	3 820	8 420	4 300	9 480	5 000	11 025	5 600	12 345
65	40	2 120	4 675	2 650	5 840	3 150	6 945	3 550	7 825	4 125	9 095	4 625	10 195

Liquid and salt ballasting

Tyre volume 100%		Water filling (75%)		Water / salt filling (75% / -30°C / -22°F)					
				Water		Salt ($CaCl_2$)		Total weight increase	
l	gal (US)	l	gal (US)	l	gal (US)	kg	lbs	kg	lbs
610	160	460	120	375	100	191	420	567	1 250

Tubes and valves

Valve tubeless	Tube product code	Valve tube-type
TR 618 A	T55099	TR 218 A

Nokian ELS Radial 750/55R26.5 – T445317

D = 65 km/h / 40 mph A8 = 40 km/h / 25 mph TL = TUBELESS, may be fitted with or without tube

Product code	Size	LI / SS	Pattern	TT / TL	Rim	Permitted rims	Width		Diameter		Loaded static radius		Rolling circumference		Maximum inflation pressure		Load capacity kg / lbs				Total tread depth	
							mm	in	mm	in	mm	in	mm	in	kPa	psi	40 km/h	25 mph	65 km/h	40 mph	mm	32 nds in
T445317	750/55R26.5	164 D	ELS	TL	AG 24.00	24.00	750	29.5	1 498	59.0	670	26.4	4 524	178.1	240	35	6 800	14 990	5 000	11 025	20	25

Load capacity values at different speeds and pressures

Constant		0.8 bar	12 psi	1.2 bar	17 psi	1.6 bar	23 psi	2.0 bar	29 psi	2.4 bar	35 psi
km/h	mph	kg	lbs	kg	lbs	kg	lbs	kg	lbs	kg	lbs
10	5	4 640	10 230	5 860	12 920	7 000	15 430	7 900	17 415	9 000	19 840
20	12.5	4 260	9 390	5 380	11 860	6 400	14 110	7 250	15 985	8 250	18 190
25	15	4 080	8 995	5 140	11 330	6 150	13 560	6 950	15 320	7 900	17 415
30	20	3 900	8 600	4 920	10 845	5 860	12 920	6 650	14 660	7 550	16 645
40	25	3 520	7 760	4 420	9 745	5 280	11 640	5 960	13 140	6 800	14 990
50	30	3 120	6 880	3 940	8 685	4 700	10 360	5 300	11 685	6 050	13 340
65	40	2 575	5 675	3 250	7 165	3 875	8 545	4 375	9 645	5 000	11 025

Liquid and salt ballasting

Tyre volume 100%		Water filling (75%)		Water / salt filling (75% / -30°C / -22°F)					
				Water		Salt ($CaCl_2$)		Total weight increase	
l	gal (US)	l	gal (US)	l	gal (US)	kg	lbs	kg	lbs
815	215	610	160	502	135	256	565	757	1 670

Tubes and valves

Valve tubeless	Tube product code	Valve tube-type
TR 618 A	T55102	TR 218 A

Nokian ELS Radial SB 750/55R26.5 – T445601

D = 65 km/h / 40 mph A8 = 40 km/h / 25 mph TL = TUBELESS, may be fitted with or without tube

Product code	Size	LI / SS	Pattern	TT / TL	Rim	Permitted rims	Width		Diameter		Loaded static radius		Rolling circumference		Maximum inflation pressure		Load capacity kg / lbs				Total tread depth	
							mm	in	mm	in	mm	in	mm	in	kPa	psi	40 km/h	25 mph	65 km/h	40 mph	mm	32 nds in
T445601	750/55R26.5	177 D	ELS SB[3)]	TL	AG 24.00	24.00	750	29.5	1 498	59.0	663	26.1	4 555	179.3	400	58	9 950	21 935	7 300	16 095	25	32

3) SB = steel belted

Nokian ELS Radial 650/65R26.5 – T445189

D = 65 km/h / 40 mph A8 = 40 km/h / 25 mph TL = TUBELESS, may be fitted with or without tube

Product code	Size	LI / SS	Pattern	TT / TL	Rim	Permitted rims	Width		Diameter		Loaded static radius		Rolling circumference		Maximum inflation pressure		Load capacity kg / lbs				Total tread depth	
							mm	in	mm	in	mm	in	mm	in	kPa	psi	40 km/h	25 mph	65 km/h	40 mph	mm	32 nds in
T445189	650/65R26.5	165 D	ELS	TL	AG 20.00	20.00	650	25.6	1 518	59.8	683	26.9	4 595	180.9	280	41	7 050	15 540	5 150	11 355	24	30

Load capacity values at different speeds and pressures

Constant		0.8 bar	12 psi	1.2 bar	17 psi	1.6 bar	23 psi	2.0 bar	29 psi	2.4 bar	35 psi	2.8 bar	41 psi
km/h	mph	kg	lbs	kg	lbs	kg	lbs	kg	lbs	kg	lbs	kg	lbs
10	5	4 260	9 390	5 400	11 905	6 400	14 110	7 200	15 875	8 350	18 410	9 300	20 505
20	12.5	3 900	8 600	4 960	10 935	5 860	12 920	6 600	14 550	7 650	16 865	8 500	18 740
25	15	3 740	8 245	4 740	10 450	5 620	12 390	6 350	14 000	7 350	16 205	8 150	17 965
30	20	3 580	7 890	4 540	10 010	5 380	11 860	6 050	13 340	7 000	15 430	7 800	17 195
40	25	3 220	7 100	4 080	8 995	4 840	10 670	5 440	11 995	6 300	13 890	7 050	15 540
50	30	2 860	6 305	3 640	8 025	4 300	9 480	4 840	10 670	5 600	12 345	6 250	13 780
65	40	2 360	5 205	3 000	6 615	3 550	7 825	4 000	8 820	4 625	10 195	5 150	11 355

Liquid and salt ballasting

Tyre volume 100%		Water filling (75%)		Water / salt filling (75% / -30°C / -22°F)					
				Water		Salt ($CaCl_2$)		Total weight increase	
l	gal (US)	l	gal (US)	l	gal (US)	kg	lbs	kg	lbs
725	190	545	145	446	120	227	500	674	1 485

Tubes and valves

Valve tubeless	Tube product code	Valve tube-type
TR 618 A	T55102	TR 218 A

Nokian ELS Radial SB 650/65R26.5 – T445465

D = 65 km/h / 40 mph A8 = 40 km/h / 25 mph TL = TUBELESS, may be fitted with or without tube

Product code	Size	LI / SS	Pattern	TT / TL	Rim	Permitted rims	Width		Diameter		Loaded static radius		Rolling circumference		Maximum inflation pressure		Load capacity kg / lbs				Total tread depth	
							mm	in	mm	in	mm	in	mm	in	kPa	psi	40 km/h	25 mph	65 km/h	40 mph	mm	32 nds in
T445465	650/65R26.5	174 D	ELS SB[3)]	TL	AG 20.00	20.00	650	25.6	1 518	59.8	680	26.8	4 618	181.8	400	58	9 150	20 170	6 700	14 770	24	30

3) SB = steel belted

Load capacity values at different speeds and pressures

Constant		0.8 bar	12 psi	1.2 bar	17 psi	1.6 bar	23 psi	2.0 bar	29 psi	2.4 bar	35 psi	2.8 bar	41 psi	3.2 bar	46 psi	3.6 bar	53 psi	4.0 bar	58 psi
km/h	mph	kg	lbs	kg	lbs	kg	lbs	kg	lbs	kg	lbs	kg	lbs	kg	lbs	kg	lbs	kg	lbs
10	5	4 260	9 390	5 400	11 905	6 400	14 110	7 200	15 875	8 350	18 410	9 300	20 505	10 100	22 265	11 100	24 470	12 100	26 675
20	12.5	3 900	8 600	4 960	10 935	5 860	12 920	6 600	14 550	7 650	16 865	8 500	18 740	9 250	20 395	10 150	22 375	11 100	24 470
25	15	3 740	8 245	4 740	10 450	5 620	12 390	6 350	14 000	7 350	16 205	8 150	17 965	8 850	19 510	9 750	21 495	10 600	23 370
30	20	3 580	7 890	4 540	10 010	5 380	11 860	6 050	13 340	7 000	15 430	7 800	17 195	8 500	18 740	9 300	20 505	10 150	22 375
40	25	3 220	7 100	4 080	8 995	4 840	10 670	5 440	11 995	6 300	13 890	7 050	15 540	7 650	16 865	8 400	18 520	9 150	20 170
50	30	2 860	6 305	3 640	8 025	4 300	9 480	4 840	10 670	5 600	12 345	6 250	13 780	6 800	14 990	7 450	16 425	8 150	17 965
65	40	2 360	5 205	3 000	6 615	3 550	7 825	4 000	8 820	4 625	10 195	5 150	11 355	5 600	12 345	6 150	13 560	6 700	14 770

Liquid and salt ballasting

Tyre volume 100%		Water filling (75%)		Water / salt filling (75% / -30°C / -22°F)					
				Water		Salt ($CaCl_2$)		Total weight increase	
l	gal (US)	l	gal (US)	l	gal (US)	kg	lbs	kg	lbs
725	190	545	145	446	120	227	500	674	1 485

Tubes and valves

Valve tubeless	Tube product code	Valve tube-type
TR 618 A	T55102	TR 218 A

Nokian ELS Radial SB 650/65R30.5 – T445497

D = 65 km/h / 40 mph A8 = 40 km/h / 25 mph TL = TUBELESS, may be fitted with or without tube

Product code	Size	LI / SS	Pattern	TT / TL	Rim	Permitted rims	Width		Diameter		Loaded static radius		Rolling circumference		Maximum inflation pressure		Load capacity kg / lbs				Total tread depth	
							mm	in	mm	in	mm	in	mm	in	kPa	psi	40 km/h	25 mph	65 km/h	40 mph	mm	32 nds in
T445497	650/65R30.5	176 D	ELS SB[3)]	TL	AG 20.00	20.00	645	25.4	1 623	63.9	736	29.0	4 976	195.9	400	58	9 700	21 385	7 100	15 655	26	33

3) SB = steel belted

Load capacity values at different speeds and pressures

Constant		0.8 bar	12 psi	1.2 bar	17 psi	1.6 bar	23 psi	2.0 bar	29 psi	2.4 bar	35 psi	2.8 bar	41 psi	3.2 bar	46 psi	3.6 bar	53 psi	4.0 bar	58 psi
km/h	mph	kg	lbs	kg	lbs	kg	lbs	kg	lbs	kg	lbs	kg	lbs	kg	lbs	kg	lbs	kg	lbs
10	5	4 500	9 920	5 680	12 520	6 750	14 880	7 650	16 865	8 800	19 400	9 850	21 715	10 800	23 810	11 700	25 795	12 800	28 220
20	12.5	4 140	9 125	5 200	11 465	6 200	13 670	7 050	15 540	8 050	17 745	9 000	19 840	9 900	21 825	10 750	23 700	11 750	25 905
25	15	3 960	8 730	4 980	10 980	5 940	13 095	6 750	14 880	7 750	17 085	8 650	19 070	9 500	20 945	10 300	22 705	11 250	24 800
30	20	3 780	8 335	4 760	10 495	5 680	12 520	6 450	14 220	7 400	16 315	8 250	18 190	9 100	20 060	9 850	21 715	10 750	23 700
40	25	3 400	7 495	4 300	9 480	5 100	11 245	5 780	12 745	6 650	14 660	7 450	16 425	8 200	18 080	8 850	19 510	9 700	21 385
50	30	3 040	6 700	3 820	8 420	4 540	10 010	5 160	11 375	5 900	13 005	6 600	14 550	7 300	16 095	7 900	17 415	8 600	18 960
65	40	2 500	5 510	3 150	6 945	3 750	8 265	4 250	9 370	4 875	10 745	5 450	12 015	6 000	13 230	6 500	14 330	7 100	15 655

Liquid and salt ballasting

Tyre volume 100%		Water filling (75%)		Water / salt filling (75% / -30°C / -22°F)					
				Water		Salt ($CaCl_2$)		Total weight increase	
l	gal (US)	l	gal (US)	l	gal (US)	kg	lbs	kg	lbs
799	210	600	160	492	130	251	555	743	1 638

Tubes and valves

Valve tubeless	Tube product code	Valve tube-type
TR 618 A	–	–

Nokian ELS Radial SB 850/50R30.5 – T445499

D = 65 km/h / 40 mph A8 = 40 km/h / 25 mph TL = TUBELESS, may be fitted with or without tube

Product code	Size	LI / SS	Pattern	TT / TL	Rim	Permitted rims	Width		Diameter		Loaded static radius		Rolling circumference		Maximum inflation pressure		Load capacity kg / lbs				Total tread depth	
							mm	in	mm	in	mm	in	mm	in	kPa	psi	40 km/h	25 mph	65 km/h	40 mph	mm	32 nds in
T445499	850/50R30.5	182 D	ELS SB[3)]	TL	AG 28.00	AG 27.00" , AG 30.00"	862	33,9	1 625	64,0	734	28,9	4 936	194,3	400	58	11 600	25 575	8 500	18 740	27	34

3) SB = steel belted

Load capacity values at different speeds and pressures

Constant		0.8 bar	12 psi	1.2 bar	17 psi	1.6 bar	23 psi	2.0 bar	29 psi	2.4 bar	35 psi	2.8 bar	41 psi	3.2 bar	46 psi	3.6 bar	53 psi	4.0 bar	58 psi
km/h	mph	kg	lbs	kg	lbs	kg	lbs	kg	lbs	kg	lbs	kg	lbs	kg	lbs	kg	lbs	kg	lbs
10	5	5 540	12 215	6 750	14 880	8 350	18 410	9 300	20 505	10 450	23 040	12 100	26 675	12 800	28 220	13 950	30 755	15 300	33 730
20	12.5	5 080	11 200	6 200	13 670	7 650	16 865	8 500	18 740	9 600	21 165	11 100	24 470	11 750	25 905	12 800	28 220	14 050	30 975
25	15	4 860	10 715	5 940	13 095	7 350	16 205	8 150	17 965	9 200	20 280	10 600	23 370	11 250	24 800	12 250	27 005	13 450	29 650
30	20	4 660	10 275	5 680	12 520	7 000	15 430	7 800	17 195	8 800	19 400	10 150	22 375	10 750	23 700	11 750	25 905	12 850	28 330
40	25	4 200	9 260	5 100	11 245	6 300	13 890	7 050	15 540	7 900	17 415	9 150	20 170	9 700	21 385	10 550	23 260	11 600	25 575
50	30	3 740	8 245	4 540	10 010	5 600	12 345	6 250	13 780	7 050	15 540	8 150	17 965	8 600	18 960	9 400	20 725	10 300	22 705
65	40	3 075	6 780	3 750	8 265	4 625	10 195	5 150	11 355	5 800	12 785	6 700	14 770	7 100	15 655	7 750	17 085	8 500	18 740

Liquid and salt ballasting

Tyre volume 100%		Water filling (75%)		Water / salt filling (75% / -30°C / -22°F)					
				Water		Salt ($CaCl_2$)		Total weight increase	
l	gal (US)	l	gal (US)	l	gal (US)	kg	lbs	kg	lbs
1 118	295	840	220	689	180	351	774	1 039	2 290

Tubes and valves

Valve tubeless	Tube product code	Valve tube-type
TR 618 A	_	_

Nokian ELS Radial SB 850/45R34 – T445502

D = 65 km/h / 40 mph A8 = 40 km/h / 25 mph TL = TUBELESS, may be fitted with or without tube

Product code	Size	LI / SS	Pattern	TT / TL	Rim	Permitted rims	Width		Diameter		Loaded static radius		Rolling circumference		Maximum inflation pressure		Load capacity kg / lbs				Total tread depth	
							mm	in	mm	in	mm	in	mm	in	kPa	psi	40 km/h	25 mph	65 km/h	40 mph	mm	32 nds in
T445502	850/45R34	181 D	ELS SB[3)]	TL	DW28B	DW27B, DW30B	862	33.9	1 625	64.0	738	29.1	4 976	195.9	400	58	11 250	24 800	8 250	18 190	27	34

3) SB = steel belted

Load capacity values at different speeds and pressures

Constant		0.8 bar	12 psi	1.2 bar	17 psi	1.6 bar	23 psi	2.0 bar	29 psi	2.4 bar	35 psi	2.8 bar	41 psi	3.2 bar	46 psi	3.6 bar	53 psi	4.0 bar	58 psi
km/h	mph	kg	lbs	kg	lbs	kg	lbs	kg	lbs	kg	lbs	kg	lbs	kg	lbs	kg	lbs	kg	lbs
10	5	5 220	11 510	6 600	14 550	7 900	17 415	8 800	19 400	10 100	22 265	11 350	25 020	12 800	28 220	13 500	29 760	14 850	32 740
20	12.5	4 800	10 580	6 050	13 340	7 250	15 985	8 050	17 745	9 250	20 395	10 400	22 930	11 750	25 905	12 400	27 335	13 650	30 095
25	15	4 600	10 140	5 780	12 745	6 950	15 320	7 750	17 085	8 850	19 510	10 000	22 045	11 250	24 800	11 850	26 125	13 050	28 770
30	20	4 380	9 655	5 520	12 170	6 650	14 660	7 400	16 315	8 500	18 740	9 550	21 055	10 750	23 700	11 350	25 020	12 500	27 560
40	25	3 960	8 730	4 980	10 980	5 960	13 140	6 650	14 660	7 650	16 865	8 600	18 960	9 700	21 385	10 200	22 485	11 250	24 800
50	30	3 520	7 760	4 420	9 745	5 300	11 685	5 900	13 005	6 800	14 990	7 650	16 865	8 600	18 960	9 100	20 060	10 000	22 045
65	40	2 900	6 395	3 650	8 045	4 375	9 645	4 875	10 745	5 600	12 345	6 300	13 890	7 100	15 655	7 500	16 535	8 250	18 190

Liquid and salt ballasting

Tyre volume 100%		Water filling (75%)		Water / salt filling (75% / -30°C / -22°F)					
				Water		Salt ($CaCl_2$)		Total weight increase	
l	gal (US)	l	gal (US)	l	gal (US)	kg	lbs	kg	lbs
990	260	745	195	607	160	310	685	917	2 020

Tubes and valves

Valve tubeless	Tube product code	Valve tube-type
TR 618 A	_	_

Nokian ELS Radial 710/55R34 – T445252

D = 65 km/h / 40 mph A8 = 40 km/h / 25 mph TL = TUBELESS, may be fitted with or without tube

Product code	Size	LI / SS	Pattern	TT / TL	Rim	Permitted rims	Width		Diameter		Loaded static radius		Rolling circumference		Maximum inflation pressure		Load capacity kg / lbs				Total tread depth	
							mm	in	mm	in	mm	in	mm	in	kPa	psi	40 km/h	25 mph	65 km/h	40 mph	mm	32 nds in
T445252	710/55R34	169 D	ELS	TL	DW24B	DW20B, DW23B	710	28.0	1 645	64.8	748	29.4	4 995	196.7	280	41	7 900	17 415	5 800	12 785	26	33

Load capacity values at different speeds and pressures

Constant		0.8 bar	12 psi	1.2 bar	17 psi	1.6 bar	23 psi	2.0 bar	29 psi	2.4 bar	35 psi	2.8 bar	41 psi
km/h	mph	kg	lbs	kg	lbs	kg	lbs	kg	lbs	kg	lbs	kg	lbs
10	5	4 780	10 540	5 860	12 920	7 200	15 875	8 100	17 855	9 300	20 505	10 450	23 040
20	12.5	4 380	9 655	5 380	11 860	6 600	14 550	7 450	16 425	8 500	18 740	9 600	21 165
25	15	4 200	9 260	5 140	11 330	6 350	14 000	7 150	15 765	8 150	17 965	9 200	20 280
30	20	4 020	8 860	4 920	10 845	6 050	13 340	6 800	14 990	7 800	17 195	8 800	19 400
40	25	3 620	7 980	4 420	9 745	5 440	11 995	6 150	13 560	7 050	15 540	7 900	17 415
50	30	3 220	7 100	3 940	8 685	4 840	10 670	5 460	12 035	6 250	13 780	7 050	15 540
65	40	2 650	5 840	3 250	7 165	4 000	8 820	4 500	9 920	5 150	11 355	5 800	12 785

Liquid and salt ballasting

Tyre volume 100%		Water filling (75%)		Water / salt filling (75% / -30°C / -22°F)					
				Water		Salt ($CaCl_2$)		Total weight increase	
l	gal (US)	l	gal (US)	l	gal (US)	kg	lbs	kg	lbs
815	215	610	160	502	135	256	565	757	1 670

Tubes and valves

Valve tubeless	Tube product code	Valve tube-type
TR 618 A	T55394	TR 218 A

Nokian ELS Radial SB 710/55R34 – T445470

D = 65 km/h / 40 mph A8 = 40 km/h / 25 mph TL = TUBELESS, may be fitted with or without tube

Product code	Size	LI / SS	Pattern	TT / TL	Rim	Permitted rims	Width		Diameter		Loaded static radius		Rolling circumference		Maximum inflation pressure		Load capacity kg / lbs				Total tread depth	
							mm	in	mm	in	mm	in	mm	in	kPa	psi	40 km/h	25 mph	65 km/h	40 mph	mm	32 nds in
T445470	710/55R34	177 D	ELS SB[3)]	TL	DW24B	DW20B, DW23B	710	28.0	1 645	64.8	750	29.5	5 027	197.9	400	58	9 950	21 935	7 300	16 095	26	33

3) SB = steel belted

Load capacity values at different speeds and pressures

Constant		0.8 bar	12 psi	1.2 bar	17 psi	1.6 bar	23 psi	2.0 bar	29 psi	2.4 bar	35 psi	2.8 bar	41 psi	3.2 bar	46 psi	3.6 bar	53 psi	4.0 bar	58 psi
km/h	mph	kg	lbs	kg	lbs	kg	lbs	kg	lbs	kg	lbs	kg	lbs	kg	lbs	kg	lbs	kg	lbs
10	5	4 780	10 540	5 860	12 920	7 200	15 875	8 100	17 855	9 300	20 505	10 450	23 040	11 100	24 470	12 100	26 675	13 150	28 990
20	12.5	4 380	9 655	5 380	11 860	6 600	14 550	7 450	16 425	8 500	18 740	9 600	21 165	10 150	22 375	11 100	24 470	12 050	26 565
25	15	4 200	9 260	5 140	11 330	6 350	14 000	7 150	15 765	8 150	17 965	9 200	20 280	9 750	21 495	10 600	23 370	11 550	25 465
30	20	4 020	8 860	4 920	10 845	6 050	13 340	6 800	14 990	7 800	17 195	8 800	19 400	9 300	20 505	10 150	22 375	11 050	24 360
40	25	3 620	7 980	4 420	9 745	5 440	11 995	6 150	13 560	7 050	15 540	7 900	17 415	8 400	18 520	9 150	20 170	9 950	21 935
50	30	3 220	7 100	3 940	8 685	4 840	10 670	5 460	12 035	6 250	13 780	7 050	15 540	7 450	16 425	8 150	17 965	8 850	19 510
65	40	2 650	5 840	3 250	7 165	4 000	8 820	4 500	9 920	5 150	11 355	5 800	12 785	6 150	13 560	6 700	14 770	7 300	16 095

Liquid and salt ballasting

Tyre volume 100%		Water filling (75%)		Water / salt filling (75% / -30°C / -22°F)					
				Water		Salt ($CaCl_2$)		Total weight increase	
l	gal (US)	l	gal (US)	l	gal (US)	kg	lbs	kg	lbs
815	215	610	160	502	135	256	565	757	1 670

Tubes and valves

Valve tubeless	Tube product code	Valve tube-type
TR 618 A	T55394	TR 218 A

Nokian ELS Radial 800/50R34 – T445332

D = 65 km/h / 40 mph A8 = 40 km/h / 25 mph TL = TUBELESS, may be fitted with or without tube

Product code	Size	LI / SS	Pattern	TT / TL	Rim	Permitted rims	Width		Diameter		Loaded static radius		Rolling circumference		Maximum inflation pressure		Load capacity kg / lbs				Total tread depth	
							mm	in	mm	in	mm	in	mm	in	kPa	psi	40 km/h	25 mph	65 km/h	40 mph	mm	32 nds in
T445332	800/50R34	168 D	ELS	TL	DW25B	DW23B, DW24B, DW28B	800	31.5	1 650	65.0	741	29.2	4 988	196.4	240	35	7 650	16 865	5 600	12 345	26	33

Load capacity values at different speeds and pressures

Constant		0.8 bar	12 psi	1.2 bar	17 psi	1.6 bar	23 psi	2.0 bar	29 psi	2.4 bar	35 psi
km/h	mph	kg	lbs	kg	lbs	kg	lbs	kg	lbs	kg	lbs
10	5	5 220	11 510	6 600	14 550	7 900	17 415	8 800	19 400	10 100	22 265
20	12.5	4 800	10 580	6 050	13 340	7 250	15 985	8 050	17 745	9 250	20 395
25	15	4 600	10 140	5 780	12 745	6 950	15 320	7 750	17 085	8 850	19 510
30	20	4 380	9 655	5 520	12 170	6 650	14 660	7 400	16 315	8 500	18 740
40	25	3 960	8 730	4 980	10 980	5 960	13 140	6 650	14 660	7 650	16 865
50	30	3 520	7 760	4 420	9 745	5 300	11 685	5 900	13 005	6 800	14 990
65	40	2 900	6 395	3 650	8 045	4 375	9 645	4 875	10 745	5 600	12 345

Liquid and salt ballasting

Tyre volume 100%		Water filling (75%)		Water / salt filling (75% / -30°C / -22°F)					
				Water		Salt ($CaCl_2$)		Total weight increase	
l	gal (US)	l	gal (US)	l	gal (US)	kg	lbs	kg	lbs
925	245	695	185	569	150	290	640	859	1 895

Tubes and valves

Valve tubeless	Tube product code	Valve tube-type
TR 618 A	T55394	TR 218 A

Nokian ELS Radial SB 800/50R34 – T445469

D = 65 km/h / 40 mph A8 = 40 km/h / 25 mph TL = TUBELESS, may be fitted with or without tube

Product code	Size	LI / SS	Pattern	TT / TL	Rim	Permitted rims	Width		Diameter		Loaded static radius		Rolling circumference		Maximum inflation pressure		Load capacity kg / lbs				Total tread depth	
							mm	in	mm	in	mm	in	mm	in	kPa	psi	40 km/h	25 mph	65 km/h	40 mph	mm	32 nds in
T445469	800/50R34	181 D	ELS SB[3)]	TL	DW25B	DW23B, DW24B, DW28B	800	31.5	1 650	65.0	801	31.5	5 089	200.4	400	58	11 250	24 800	8 250	18 190	26	33

3) SB = steel belted

Load capacity values at different speeds and pressures

Constant		0.8 bar	12 psi	1.2 bar	17 psi	1.6 bar	23 psi	2.0 bar	29 psi	2.4 bar	35 psi	2.8 bar	41 psi	3.2 bar	46 psi	3.6 bar	53 psi	4.0 bar	58 psi
km/h	mph	kg	lbs	kg	lbs	kg	lbs	kg	lbs	kg	lbs	kg	lbs	kg	lbs	kg	lbs	kg	lbs
10	5	5 220	11 510	6 600	14 550	7 900	17 415	8 800	19 400	10 100	22 265	11 350	25 020	12 450	27 445	13 500	29 760	14 850	32 740
20	12.5	4 800	10 580	6 050	13 340	7 250	15 985	8 050	17 745	9 250	20 395	10 400	22 930	11 400	25 130	12 400	27 335	13 650	30 095
25	15	4 600	10 140	5 780	12 745	6 950	15 320	7 750	17 085	8 850	19 510	10 000	22 045	10 950	24 140	11 850	26 125	13 050	28 770
30	20	4 380	9 655	5 520	12 170	6 650	14 660	7 400	16 315	8 500	18 740	9 550	21 055	10 450	23 040	11 350	25 020	12 500	27 560
40	25	3 960	8 730	4 980	10 980	5 960	13 140	6 650	14 660	7 650	16 865	8 600	18 960	9 400	20 725	10 200	22 485	11 250	24 800
50	30	3 520	7 760	4 420	9 745	5 300	11 685	5 900	13 005	6 800	14 990	7 650	16 865	8 350	18 410	9 100	20 060	10 000	22 045
65	40	2 900	6 395	3 650	8 045	4 375	9 645	4 875	10 745	5 600	12 345	6 300	13 890	6 900	15 210	7 500	16 535	8 250	18 190

Liquid and salt ballasting

Tyre volume 100%		Water filling (75%)		Water / salt filling (75% / -30°C / -22°F)					
				Water		Salt ($CaCl_2$)		Total weight increase	
l	gal (US)	l	gal (US)	l	gal (US)	kg	lbs	kg	lbs
925	245	695	185	569	150	290	640	859	1 895

Tubes and valves

Valve tubeless	Tube product code	Valve tube-type
TR 618 A	T55394	TR 218 A

Nokian ELS Radial SB 650/60R34 – T445439

D = 65 km/h / 40 mph A8 = 40 km/h / 25 mph TL = TUBELESS, may be fitted with or without tube

Product code	Size	LI / SS	Pattern	TT / TL	Rim	Permitted rims	Width		Diameter		Loaded static radius		Rolling circumference		Maximum inflation pressure		Load capacity kg / lbs				Total tread depth	
							mm	in	mm	in	mm	in	mm	in	kPa	psi	40 km/h	25 mph	65 km/h	40 mph	mm	32 nds in
T445439	650/60R34	175 D	ELS SB[3)]	TL	DW23B	DW20B	645	25.4	1 644	64.7	751	29.6	5 052	198.9	400	58	9 400	20 725	6 900	15 210	26	33

3) SB = steel belted

Load capacity values at different speeds and pressures

Constant		0.8 bar	12 psi	1.2 bar	17 psi	1.6 bar	23 psi	2.0 bar	29 psi	2.4 bar	35 psi	2.8 bar	41 psi	3.2 bar	46 psi	3.6 bar	53 psi	4.0 bar	58 psi
km/h	mph	kg	lbs	kg	lbs	kg	lbs	kg	lbs	kg	lbs	kg	lbs	kg	lbs	kg	lbs	kg	lbs
10	5	4 500	9 920	5 540	12 215	6 750	14 880	7 650	16 865	8 550	18 850	9 850	21 715	10 450	23 040	11 350	25 020	12 450	27 445
20	12.5	4 140	9 125	5 080	11 200	6 200	13 670	7 050	15 540	7 850	17 305	9 000	19 840	9 600	21 165	10 400	22 930	11 400	25 130
25	15	3 960	8 730	4 860	10 715	5 940	13 095	6 750	14 880	7 550	16 645	8 650	19 070	9 200	20 280	10 000	22 045	10 950	24 140
30	20	3 780	8 335	4 660	10 275	5 680	12 520	6 450	14 220	7 200	15 875	8 250	18 190	8 800	19 400	9 550	21 055	10 450	23 040
40	25	3 400	7 495	4 200	9 260	5 100	11 245	5 780	12 745	6 500	14 330	7 450	16 425	7 900	17 415	8 600	18 960	9 400	20 725
50	30	3 040	6 700	3 740	8 245	4 540	10 010	5 160	11 375	5 760	12 700	6 600	14 550	7 050	15 540	7 650	16 865	8 350	18 410
65	40	2 500	5 510	3 075	6 780	3 750	8 265	4 250	9 370	4 750	10 470	5 450	12 015	5 800	12 785	6 300	13 890	6 900	15 210

Liquid and salt ballasting

Tyre volume 100%		Water filling (75%)		Water / salt filling (75% / -30°C / -22°F)					
				Water		Salt ($CaCl_2$)		Total weight increase	
l	gal (US)	l	gal (US)	l	gal (US)	kg	lbs	kg	lbs
760	200	570	150	468	125	238	525	706	1 555

Tubes and valves

Valve tubeless	Tube product code	Valve tube-type
TR 618 A	T55394	TR 218 A

Nokian ELS Radial SB 750/60R30.5 – T445498

D = 65 km/h / 40 mph A8 = 40 km/h / 25 mph TL = TUBELESS, may be fitted with or without tube

Product code	Size	LI / SS	Pattern	TT / TL	Rim	Permitted rims	Width		Diameter		Loaded static radius		Rolling circumference		Maximum inflation pressure		Load capacity kg / lbs				Total tread depth	
							mm	in	mm	in	mm	in	mm	in	kPa	psi	40 km/h	25 mph	65 km/h	40 mph	mm	32 nds in
T445498	750/60R30.5	181 D	ELS SB[3)]	TL	AG 24.00	24.00	754	29.7	1 675	65.9	758	29.8	5 131	202.0	400	58	11 250	24 800	8 250	18 190	27	34

3) SB = steel belted

Load capacity values at different speeds and pressures

Constant		0.8 bar	12 psi	1.2 bar	17 psi	1.6 bar	23 psi	2.0 bar	29 psi	2.4 bar	35 psi	2.8 bar	41 psi	3.2 bar	46 psi	3.6 bar	53 psi	4.0 bar	58 psi
km/h	mph	kg	lbs	kg	lbs	kg	lbs	kg	lbs	kg	lbs	kg	lbs	kg	lbs	kg	lbs	kg	lbs
10	5	5 400	11 905	6 600	14 550	7 900	17 415	9 000	19 840	10 450	23 040	11 700	25 795	12 450	27 445	13 500	29 760	14 850	32 740
20	12.5	4 960	10 935	6 050	13 340	7 250	15 985	8 250	18 190	9 600	21 165	10 750	23 700	11 400	25 130	12 400	27 335	13 650	30 095
25	15	4 740	10 450	5 780	12 745	6 950	15 320	7 900	17 415	9 200	20 280	10 300	22 705	10 950	24 140	11 850	26 125	13 050	28 770
30	20	4 540	10 010	5 520	12 170	6 650	14 660	7 550	16 645	8 800	19 400	9 850	21 715	10 450	23 040	11 350	25 020	12 500	27 560
40	25	4 080	8 995	4 980	10 980	5 960	13 140	6 800	14 990	7 900	17 415	8 850	19 510	9 400	20 725	10 200	22 485	11 250	24 800
50	30	3 640	8 025	4 420	9 745	5 300	11 685	6 050	13 340	7 050	15 540	7 900	17 415	8 350	18 410	9 100	20 060	10 000	22 045
65	40	3 000	6 615	3 650	8 045	4 375	9 645	5 000	11 025	5 800	12 785	6 500	14 330	6 900	15 210	7 500	16 535	8 250	18 190

Liquid and salt ballasting

Tyre volume 100%		Water filling (75%)		Water / salt filling (75% / -30°C / -22°F)					
				Water		Salt ($CaCl_2$)		Total weight increase	
l	gal (US)	l	gal (US)	l	gal (US)	kg	lbs	kg	lbs
1 050	275	785	205	646	170	329	725	976	2 150

Tubes and valves

Valve tubeless	Tube product code	Valve tube-type
TR 618 A	–	–

Nokian ELS Radial SB 750/55R34 – T445501

D = 65 km/h / 40 mph A8 = 40 km/h / 25 mph TL = TUBELESS, may be fitted with or without tube

Product code	Size	LI / SS	Pattern	TT / TL	Rim	Permitted rims	Width		Diameter		Loaded static radius		Rolling circumference		Maximum inflation pressure		Load capacity kg / lbs				Total tread depth	
							mm	in	mm	in	mm	in	mm	in	kPa	psi	40 km/h	25 mph	65 km/h	40 mph	mm	32 nds in
T445501	750/55R34	180 D	ELS SB[3)]	TL	DW24B	DW25B	754	29.7	1 675	65.9	759	29.9	5 127	201.8	400	58	10 900	24 030	8 000	17 635	27	34

3) SB = steel belted

Load capacity values at different speeds and pressures

Constant		0.8 bar	12 psi	1.2 bar	17 psi	1.6 bar	23 psi	2.0 bar	29 psi	2.4 bar	35 psi	2.8 bar	41 psi	3.2 bar	46 psi	3.6 bar	53 psi	4.0 bar	58 psi
km/h	mph	kg	lbs	kg	lbs	kg	lbs	kg	lbs	kg	lbs	kg	lbs	kg	lbs	kg	lbs	kg	lbs
10	5	5 220	11 510	6 400	14 110	7 650	16 865	8 800	19 400	10 100	22 265	11 350	25 020	12 100	26 675	13 150	28 990	14 400	31 745
20	12.5	4 800	10 580	5 860	12 920	7 050	15 540	8 050	17 745	9 250	20 395	10 400	22 930	11 100	24 470	12 050	26 565	13 200	29 100
25	15	4 600	10 140	5 620	12 390	6 750	14 880	7 750	17 085	8 850	19 510	10 000	22 045	10 600	23 370	11 550	25 465	12 650	27 890
30	20	4 380	9 655	5 380	11 860	6 450	14 220	7 400	16 315	8 500	18 740	9 550	21 055	10 150	22 375	11 050	24 360	12 100	26 675
40	25	3 960	8 730	4 840	10 670	5 780	12 745	6 650	14 660	7 650	16 865	8 600	18 960	9 150	20 170	9 950	21 935	10 900	24 030
50	30	3 520	7 760	4 300	9 480	5 160	11 375	5 900	13 005	6 800	14 990	7 650	16 865	8 150	17 965	8 850	19 510	9 700	21 385
65	40	2 900	6 395	3 550	7 825	4 250	9 370	4 875	10 745	5 600	12 345	6 300	13 890	6 700	14 770	7 300	16 095	8 000	17 635

Liquid and salt ballasting

Tyre volume 100%		Water filling (75%)		Water / salt filling (75% / -30°C / -22°F)					
				Water		Salt ($CaCl_2$)		Total weight increase	
l	gal (US)	l	gal (US)	l	gal (US)	kg	lbs	kg	lbs
900	240	675	180	554	145	282	620	836	1 845

Tubes and valves

Valve tubeless	Tube product code	Valve tube-type
TR 618 A	T55394	TR 218 A

Nokian ELS Radial SB 800/60R34 – T445500

D = 65 km/h / 40 mph A8 = 40 km/h / 25 mph TL = TUBELESS, may be fitted with or without tube

Product code	Size	LI / SS	Pattern	TT / TL	Rim	Permitted rims	Width		Diameter		Loaded static radius		Rolling circumference		Maximum inflation pressure		Load capacity kg / lbs				Total tread depth	
							mm	in	mm	in	mm	in	mm	in	kPa	psi	40 km/h	25 mph	65 km/h	40 mph	mm	32 nds in
T445500	800/60R34	186 D	ELS SB[3)]	TL	DW25B	DW24B, DW28B	800	31.5	1 812	71.3	813	32.0	5 542	218.2	400	58	12 950	28 550	9 500	20 945	30	38

3) SB = steel belted

Load capacity values at different speeds and pressures

Constant		0.8 bar	12 psi	1.2 bar	17 psi	1.6 bar	23 psi	2.0 bar	29 psi	2.4 bar	35 psi	2.8 bar	41 psi	3.2 bar	46 psi	3.6 bar	53 psi	4.0 bar	58 psi
km/h	mph	kg	lbs	kg	lbs	kg	lbs	kg	lbs	kg	lbs	kg	lbs	kg	lbs	kg	lbs	kg	lbs
10	5	6 250	13 780	7 650	16 865	9 300	20 505	10 450	23 040	12 100	26 675	13 500	29 760	14 400	31 745	15 750	34 720	17 100	37 700
20	12.5	5 700	12 565	7 050	15 540	8 500	18 740	9 600	21 165	11 100	24 470	12 400	27 335	13 200	29 100	14 450	31 855	15 700	34 610
25	15	5 460	12 035	6 750	14 880	8 150	17 965	9 200	20 280	10 600	23 370	11 850	26 125	12 650	27 890	13 850	30 535	15 050	33 180
30	20	5 220	11 510	6 450	14 220	7 800	17 195	8 800	19 400	10 150	22 375	11 350	25 020	12 100	26 675	13 250	29 210	14 350	31 635
40	25	4 700	10 360	5 780	12 745	7 050	15 540	7 900	17 415	9 150	20 170	10 200	22 485	10 900	24 030	11 900	26 235	12 950	28 550
50	30	4 180	9 215	5 160	11 375	6 250	13 780	7 050	15 540	8 150	17 965	9 100	20 060	9 700	21 385	10 600	23 370	11 500	25 355
65	40	3 450	7 605	4 250	9 370	5 150	11 355	5 800	12 785	6 700	14 770	7 500	16 535	8 000	17 635	8 750	19 290	9 500	20 945

Liquid and salt ballasting

Tyre volume 100%		Water filling (75%)		Water / salt filling (75% / -30°C / -22°F)					
				Water		Salt ($CaCl_2$)		Total weight increase	
l	gal (US)	l	gal (US)	l	gal (US)	kg	lbs	kg	lbs
1 205	320	905	240	742	195	378	835	1 120	2 470

Tubes and valves

Valve tubeless	Tube product code	Valve tube-type
TR 618 A	–	–

Nokian ELS Radial 800/60R34 – T445318

D = 65 km/h / 40 mph A8 = 40 km/h / 25 mph TL = TUBELESS, may be fitted with or without tube

Product code	Size	LI / SS	Pattern	TT / TL	Rim	Permitted rims	Width		Diameter		Loaded static radius		Rolling circumference		Maximum inflation pressure		Load capacity kg / lbs				Total tread depth	
							mm	in	mm	in	mm	in	mm	in	kPa	psi	40 km/h	25 mph	65 km/h	40 mph	mm	32 nds in
T445318	800/60R34	174 D	ELS	TL	DW25B	DW24B, DW28B	800	31.5	1 824	71.8	812	32.0	5 510	216.9	240	35	9 150	20 170	6 700	14 770	30	38

Load capacity values at different speeds and pressures

Constant		0.8 bar	12 psi	1.2 bar	17 psi	1.6 bar	23 psi	2.0 bar	29 psi	2.4 bar	35 psi
km/h	mph	kg	lbs	kg	lbs	kg	lbs	kg	lbs	kg	lbs
10	5	6 250	13 780	7 650	16 865	9 300	20 505	10 450	23 040	12 100	26 675
20	12.5	5 700	12 565	7 050	15 540	8 500	18 740	9 600	21 165	11 100	24 470
25	15	5 460	12 035	6 750	14 880	8 150	17 965	9 200	20 280	10 600	23 370
30	20	5 220	11 510	6 450	14 220	7 800	17 195	8 800	19 400	10 150	22 375
40	25	4 700	10 360	5 780	12 745	7 050	15 540	7 900	17 415	9 150	20 170
50	30	4 180	9 215	5 160	11 375	6 250	13 780	7 050	15 540	8 150	17 965
65	40	3 450	7 605	4 250	9 370	5 150	11 355	5 800	12 785	6 700	14 770

Liquid and salt ballasting

Tyre volume 100%		Water filling (75%)		Water / salt filling (75% / -30°C / -22°F)					
				Water		Salt ($CaCl_2$)		Total weight increase	
l	gal (US)	l	gal (US)	l	gal (US)	kg	lbs	kg	lbs
1 205	320	905	240	742	195	378	835	1 120	2 470

Tubes and valves

Valve tubeless	Tube product code	Valve tube-type
TR 618 A	_	_

Nokian ELS Radial – all sizes

D = 65 km/h / 40 mph A8 = 40 km/h / 25 mph TL = TUBELESS, may be fitted with or without tube

Product code	Size	LI / SS	Pattern	TT / TL	Rim	Permitted rims	Width		Diameter		Loaded static radius		Rolling circumference		Maximum inflation pressure		Load capacity kg / lbs				Total tread depth	
							mm	in	mm	in	mm	in	mm	in	kPa	psi	40 km/h	25 mph	65 km/h	40 mph	mm	32 nds in
T445319	500/50R17	121 A8[1)]	ELS	TL	AG 16.00	16.00	500	19.7	933	36.7	406	16.0	2 783	109.6	80 LLV[2)]	12	1 450	3 195	1 305	2 875	16	20
T445250	500/50R17	145 D	ELS	TL	AG 16.00	16.00	503	19.8	933	36.7	406	16.0	2 783	109.6	400	58	3 960	8 730	2 900	6 395	16	20
T445297	560/45R22.5	146 D	ELS	TL	AG 16.00	14.00, 15.00, 16.00, 17.00	560	22.0	1 076	42.4	486	19.1	3 261	128.4	320	46	4 080	8 995	3 000	6 615	18	23
T445249	500/60R22.5	146 D	ELS	TL	AG 16.00	14.00, 15.00, 16.00, 17.00	503	19.8	1 150	45.3	517	20.4	3 481	137.0	280	41	4 080	8 995	3 000	6 615	19	24
T445292	600/50R22.5	156 D	ELS	TL	AG 20.00	20.00	600	23.6	1 172	46.1	531	20.9	3 563	140.3	360	52	5 440	11 995	4 000	8 820	19	24
T445348	710/45R22.5	156 D	ELS	TL	AG 24.00	24.00	710	28.0	1 212	47.7	582	22.9	3 654	143.9	280	41	5 440	11 995	4 000	8 820	20	25
T492100	550/60R22.5	151 D	ELS	TL	AG 16.00	16.00	537	21.1	1 232	48.5	522	20.6	3 745	147.4	280	41	4 700	10 360	3 450	7 605	20	25
T445146	600/55R26.5	158 D	ELS	TL	AG 20.00	20.00	600	23.6	1 333	52.5	603	23.7	4 040	159.1	320	46	5 780	12 745	4 250	9 370	22	28
T445227	700/50R26.5	161 D	ELS	TL	AG 24.00	20.00, 24.00	700	27.6	1 373	54.1	625	24.6	4 160	163.8	280	41	6 300	13 890	4 625	10 195	22	28
T445317	750/55R26.5	164 D	ELS	TL	AG 24.00	24.00	750	29.5	1 498	59.0	670	26.4	4 524	178.1	240	35	6 800	14 990	5 000	11 025	20	25
T445601	750/55R26.5	177 D	ELS SB[3)]	TL	AG 24.00	24.00	750	29.5	1 498	59.0	663	26.1	4 555	179.3	400	58	9 950	21 935	7 300	16 095	25	32
T445189	650/65R26.5	165 D	ELS	TL	AG 20.00	20.00	650	25.6	1 518	59.8	683	26.9	4 595	180.9	280	41	7 050	15 540	5 150	11 355	24	30
T445465	650/65R26.5	174 D	ELS SB[3)]	TL	AG 20.00	20.00	650	25.6	1 518	59.8	680	26.8	4 618	181.8	400	58	9 150	20 170	6 700	14 770	24	30
T445497	650/65R30.5	176 D	ELS SB[3)]	TL	AG 20.00	20.00	645	25.4	1 623	63.9	736	29.0	4 976	195.9	400	58	9 700	21 385	7 100	15 655	26	33
T445499	850/50R30.5	182 D	ELS SB[3)]	TL	AG 28.00	AG 27.00, AG 30.00	862	33.9	1 625	64.0	734	28.9	4 936	194.3	400	58	11 600	25 575	8 500	18 740	27	34
T445502	850/45R34	181 D	ELS SB[3)]	TL	DW28B	DW27B, DW30B	862	33.9	1 625	64.0	738	29.1	4 976	195.9	400	58	11 250	24 800	8 250	18 190	27	34
T445252	710/55R34	169 D	ELS	TL	DW24B	DW20B, DW23B	710	28.0	1 645	64.8	748	29.4	4 995	196.7	280	41	7 900	17 415	5 800	12 785	26	33
T445470	710/55R34	177 D	ELS SB[3)]	TL	DW24B	DW20B, DW23B	710	28.0	1 645	64.8	750	29.5	5 027	197.9	400	58	9 950	21 935	7 300	16 095	26	33
T445332	800/50R34	168 D	ELS	TL	DW25B	DW23B, DW24B, DW28B	800	31.5	1 650	65.0	741	29.2	4 988	196.4	240	35	7 650	16 865	5 600	12 345	26	33
T445469	800/50R34	181 D	ELS SB[3)]	TL	DW25B	DW23B, DW24B, DW28B	800	31.5	1 650	65.0	801	31.5	5 089	200.4	400	58	11 250	24 800	8 250	18 190	26	33
T445439	650/60R34	175 D	ELS SB[3)]	TL	DW23B	DW20B	645	25.4	1 644	64.7	751	29.6	5 052	198.9	400	58	9 400	20 725	6 900	15 210	26	33
T445498	750/60R30.5	181 D	ELS SB[3)]	TL	AG 24.00	24.00	754	29.7	1 675	65.9	758	29.8	5 131	202.0	400	58	11 250	24 800	8 250	18 190	27	34
T445501	750/55R34	180 D	ELS SB[3)]	TL	DW24B	DW25B	754	29.7	1 675	65.9	759	29.9	5 127	201.8	400	58	10 900	24 030	8 000	17 635	27	34
T445500	800/60R34	186 D	ELS SB[3)]	TL	DW25B	DW24B, DW28B	800	31.5	1 812	71.3	813	32.0	5 542	218.2	400	58	12 950	28 550	9 500	20 945	30	38
T445318	800/60R34	174 D	ELS	TL	DW25B	DW24B, DW28B	800	31.5	1 824	71.8	812	32.0	5 510	216.9	240	35	9 150	20 170	6 700	14 770	30	38

Nokian ELS L-1

Durable and environmentally friendly

A reliable partner for modern-day farmers and equipment contractors. Excellent grip, high load-bearing capacity and a pleasant driving response. The low rolling resistance efficiently reduces fuel consumption.

- Strong cross-ply tyre for traditional agricultural
- machines and trailers
- High load-bearing capacity
- Low rolling resistance lowers fuel consumption

Sizes

- **Nokian ELS L-1 600/50-22.5 12PR – T486051**

Nokian ELS L-1 600/50-22.5 12PR – T486051

TL = TUBELESS, may be fitted with or without tube

Product code	Size	PR / LI	Pattern	TT/TL	Rim	Width				Diameter				Loaded static radius		Rolling circumference		Inflation pressure		Load capacity (LLV)[1] / kg / lbs		Inflation pressure		Load capacity (HLV)[2] / kg / lbs		Tread depth	
						New		Max		New		Max															
						mm	in	mm	in	mm	in	mm	in	mm	in	mm	in	kPa	psi	30 km/h	20 mph	kPa	psi	30 km/h	20 mph	mm	32 nds in
T486051	600/50-22.5	12	ELS L-1	TL	20.00	601	23.7	631	24.8	1 150	45.3	1 186	46.7	520	20.5	3 445	135.6	200	29	4 450	4 450	270	39	5 340	11 775	20	25

[1]) LLV (low load variation) used in applications with less than 50% load variation, typically agricultural machines.
[2]) HLV (high load variation) used in applications with more than 50% load variation, typically trailers.

Liquid and salt ballasting

Tyre volume 100%		Water filling (75%)		Water / salt filling (75% / -30°C / -22°F)					
				Water		Salt ($CaCl_2$)		Total weight increase	
l	gal (US)	l	gal (US)	l	gal (US)	kg	lbs	kg	lbs
350	90	265	70	215	55	110	245	325	715

Tubes and valves

Valve tubeless	Tube product code	Valve tube-type
TR 618 A	T55089	TR 218 A

Nokian Trailer

Sturdy load-bearing capacity

- Trailer tyre for general farming use
- Strong frame and high load-bearing capacity
- Good road driving properties

Sizes

- Nokian Trailer 400/60-15.5 14PR – T845374
- Nokian Trailer 500/50R17 – T489973

Nokian Trailer 400/60-15.5 14PR – T845374

TL = TUBELESS, may be fitted with or without tube

Product code	Size	PR / LI / SS	Pattern	TT/TL	Rim	Width				Diameter				Loaded static radius		Rolling circumference		Inflation pressure		Load capacity (LLV)1) / kg / lbs				Inflation pressure		Load capacity (HLV)2) / kg / lbs				Tread depth	
						New		Max		New		Max																			
						mm	in	mm	in	mm	in	mm	in	mm	in	mm	in	kPa	psi	30 km/h	20 mph	40 km/h	25 mph	kPa	psi	30 km/h	20 mph	40 km/h	25 mph	mm	32 nds in
T845374	400/60-15.5	14/143 A8	TRAILER	TL	13.00	405	15.9	425	16.7	875	34.4	902	35.5	385	15.2	2 648	104.3	350	51	3 050	6 725	2 725	6 010	455	66	3 650	8 045	3 270	7 210	13	16

1) LLV (low load variation) used in applications with less than 50% load variation, typically agricultural machines.
2) HLV (high load variation) used in applications with more than 50% load variation, typically trailers.

Liquid and salt ballasting

Tyre volume 100%		Water filling (75%)		Water / salt filling (75% / -30°C / -22°F)					
				Water		Salt ($CaCl_2$)		Total weight increase	
l	gal (US)	l	gal (US)	l	gal (US)	kg	lbs	kg	lbs
150	40	115	30	105	30	47	105	152	335

Tubes and valves

Valve tubeless	Tube product code	Valve tube-type
TR 618 A	T545387	TR 218 A

Nokian Trailer 500/50R17 – T489973

TL = TUBELESS, may be fitted with or without tube

Product code	Size	PR / LI / SS	Pattern	TT/TL	Rim	Width				Diameter				Loaded static radius		Rolling circumference		Inflation pressure		Load capacity (LLV)1) / kg / lbs				Inflation pressure		Load capacity (HLV)2) / kg / lbs				Tread depth	
						New		Max		New		Max																			
						mm	in	mm	in	mm	in	mm	in	mm	in	mm	in	kPa	psi	30 km/h	20 mph	40 km/h	25 mph	kPa	psi	30 km/h	20 mph	40 km/h	25 mph	mm	32 nds in
T489973	500/50R17	157 A8/146 D	TRAILER	TL	16.00	500	19.7	525	20.7	940	37.0	968	38.1	406	16.0	2 853	112.3	280	41	3 450	7 605	2 500	5 510	380	55	4 125	9 095	3 000	6 615	10	13

1) LLV (low load variation) used in applications with less than 50% load variation, typically agricultural machines.
2) HLV (high load variation) used in applications with more than 50% load variation, typically trailers.

Liquid and salt ballasting

Tyre volume 100%		Water filling (75%)		Water / salt filling (75% / -30°C / -22°F)					
				Water		Salt ($CaCl_2$)		Total weight increase	
l	gal (US)	l	gal (US)	l	gal (US)	kg	lbs	kg	lbs
240	65	180	50	168	45	76	170	246	540

Tubes and valves

Valve tubeless	Tube product code	Valve tube-type
TR 618 A	T56422	TR15

Nokian Trailer – all sizes

TL = TUBELESS, may be fitted with or without tube

Product code	Size	PR / LI / SS	Pattern	TT/TL	Rim	Width				Diameter				Loaded static radius		Rolling circumference		Inflation pressure		Load capacity (LLV)1) / kg / lbs				Inflation pressure		Load capacity (HLV)2) / kg / lbs				Tread depth	
						New		Max		New		Max																			
						mm	in	mm	in	mm	in	mm	in	mm	in	mm	in	kPa	psi	30 km/h	20 mph	40 km/h	25 mph	kPa	psi	30 km/h	20 mph	40 km/h	25 mph	mm	32 nds in
T845374	400/60-15.5	14/143 A8	TRAILER	TL	13.00	405	15.9	425	16.7	875	34.4	902	35.5	385	15.2	2 648	104.3	350	51	3 050	6 725	2 725	6 010	455	66	3 650	8 045	3 270	7 210	13	16
T489973	500/50R17	157 A8/146 D	TRAILER	TL	16.00	500	19.7	525	20.7	940	37.0	968	38.1	406	16.0	2 853	112.3	280	41	3 450	7 605	2 500	5 510	380	55	4 125	9 095	3 000	6 615	10	13

Container and material handling tyres

The relentless lifting, moving and transporting of heavy loads, requires besides high load bearing capacity absolute precision and stability from the tyres. The much praised wear resistance of our container and material handling tyres is based on thorough material and structure development.

Contents

Container and material handling tyres

181
Nokian HTS G2 E-4

183
Nokian HTS G2 L-4S

185
Nokian HTS E-3 / E-4

189
Nokian HTS L-4S

192
Nokian Nordman Harbour

195
Nokian RTG

198
Nokian Nordman RTG

201
Nokian HTS Tugger

203
Nokian Armor Gard

NOTICE!
Manual may contain technical information also on omitted products.

Nokian HTS G2 E-4

Nokian HTS G2 – keep the goods moving

- New special tyre for reach stackers, fork lifts and log stackers
- Long-lasting rubber compound for terminal use
- Stable and durable carcass ensures safe operation

Sizes

- **Nokian HTS G2 E-4 18.00-25 PR40 – T445637**

Nokian HTS G2 E-4 18.00-25 PR40 – T445637

TL = TUBELESS, may be fitted with or without tube

Product code	Size	PR	Pattern	TT/ TL	Rim	Permitted rims	Width				Diameter				Loaded static radius		Rolling circum-ference		Max. inflation pressure		Load capacity kg/lbs												Total tread depth	
																					Forklift trucks								Other vehicles					
							New		Max		New		Max								25 km/h / 15 mph				35 km/h / 22 mph									
							mm	in	mm	in	mm	in	mm	in	mm	in	mm	in	kPa	psi	Steering		Drive		Steering		Drive		10 km/h	5 mph	25 km/h	15 mph	mm	32 nds in
T445637	18.00-25	40	HTS G2 E-4	TL	13.00/2.5	15.00/2.5	500	19.7	538	21.2	1 667	65.6	1 680	66.1	770	30.3	5 000	196.9	1 000	145	17 500	38 580	22 750	50 155	16 190	35 690	21 875	48 225	22 750	50 155	17 500	38 580	57	72

Load & speed table at 1000 kPa

Counter balanced lift trucks				Other vehicles	
Load wheel		Steering wheel			
Speed km/h	Load kg	Speed km/h	Load kg	Speed km/h	Load kg
0	26 420	0	26 420	0	26 420
1	26 270	1	26 060	1	26 050
2	26 120	2	25 700	2	25 690
3	25 980	3	25 340	3	25 320
4	25 830	4	24 990	4	24 950
5	25 690	5	24 630	5	24 580
6	25 540	6	24 270	6	24 220
7	25 390	7	23 920	7	23 850
8	25 250	8	23 560	8	23 480
9	25 100	9	23 200	9	23 110
10	24 960	10	22 850	10	22 750
11	24 810	11	22 490	11	22 400
12	24 660	12	22 130	12	22 050
13	24 520	13	21 780	13	21 700
14	24 370	14	21 420	14	21 350
15	24 230	15	21 060	15	21 000
16	24 080	16	20 710	16	20 650
17	23 930	17	20 350	17	20 300
18	23 790	18	19 990	18	19 950
19	23 640	19	19 640	19	19 600
20	23 500	20	19 280	20	19 250
21	23 350	21	18 920	21	18 900
22	23 200	22	18 570	22	18 550
23	23 060	23	18 210	23	18 200
24	22 910	24	17 850	24	17 850
25	22 750	25	17 500	25	17 500

Nokian HTS G2 L-4S

Nokian HTS G2 – keep the goods moving

- New special tyre for reach stackers, fork lifts and log stackers
- Deep, hard-wearing tread for long service life
- Stable and durable carcass ensures safe operation

Sizes

- **Nokian HTS G2 L-4S 18.00-25 PR40 – T445638**

Nokian HTS G2 L-4S 18.00-25 PR40 – T445638

TL = TUBELESS, may be fitted with or without tube

Product code	Size	PR	Pattern	TT/ TL	Rim	Permitted rims	Width				Diameter				Loaded static radius		Rolling circum-ference		Max. inflation pressure		Load capacity kg/lbs												Total tread depth	
																					Forklift trucks								Other vehicles					
							New		Max		New		Max								25 km/h / 15 mph				35 km/h / 22 mph									
							mm	in	mm	in	mm	in	mm	in	mm	in	mm	in	kPa	psi	Steering		Drive		Steering		Drive		10 km/h	5 mph	25 km/h	15 mph	mm	32 nds in
T445638	18.00-25	40	HTS G2 L-4S	TL	13.00/2.5	15.00/2.5	500	19.7	538	21.2	1 667	65.6	1 680	66.1	770	30.3	5 000	196.9	1 000	145	17 500	38 580	22 750	50 155	16 190	35 690	21 875	48 225	22 750	50 155	17 500	38 580	54	68

Load & speed table at 1000 kPa

Counter balanced lift trucks				Other vehicles	
Load wheel		Steering wheel			
Speed km/h	Load kg	Speed km/h	Load kg	Speed km/h	Load kg
0	26 420	0	26 420	0	26 420
1	26 270	1	26 060	1	26 050
2	26 120	2	25 700	2	25 690
3	25 980	3	25 340	3	25 320
4	25 830	4	24 990	4	24 950
5	25 690	5	24 630	5	24 580
6	25 540	6	24 270	6	24 220
7	25 390	7	23 920	7	23 850
8	25 250	8	23 560	8	23 480
9	25 100	9	23 200	9	23 110
10	24 960	10	22 850	10	22 750
11	24 810	11	22 490	11	22 400
12	24 660	12	22 130	12	22 050
13	24 520	13	21 780	13	21 700
14	24 370	14	21 420	14	21 350
15	24 230	15	21 060	15	21 000
16	24 080	16	20 710	16	20 650
17	23 930	17	20 350	17	20 300
18	23 790	18	19 990	18	19 950
19	23 640	19	19 640	19	19 600
20	23 500	20	19 280	20	19 250
21	23 350	21	18 920	21	18 900
22	23 200	22	18 570	22	18 550
23	23 060	23	18 210	23	18 200
24	22 910	24	17 850	24	17 850
25	22 750	25	17 500	25	17 500

Nokian HTS E-3 / E-4

Stable container handling

- A stable special tyre for harbour and terminal equipment; also suitable for sawmills and timberyards
- Durable cross-ply structure
- Excellent driving result, well suited for retreading

Sizes

- **Nokian HTS E-3 14.00-24 28PR – T488311**
- **Nokian HTS E-3 16.00-25 28PR – T488411**
- **Nokian HTS E-4 16.00-25 36PR – T488431**
- **Nokian HTS E-4 18.00-25 40PR – T488530**
- **Nokian HTS E-4 18.00-33 40PR – T445514**



Nokian HTS E-3 14.00-24 28PR – T488311

TL = TUBELESS, may be fitted with or without tube

Product code	Size	PR	Pattern	TT/ TL	Rim	Permitted rims	Width				Diameter				Loaded static radius		Rolling circum-ference		Max. inflation pressure		Load capacity kg/lbs												Total tread depth	
																					Forklift trucks								Other vehicles					
																					25 km/h / 15 mph				35 km/h / 22 mph									
							New		Max		New		Max																					
							mm	in	mm	in	mm	in	mm	in	mm	in	mm	in	kPa	psi	Steering		Drive		Steering		Drive		10 km/h	5 mph	25 km/h	15 mph	mm	32 nds in
T488311	14.00-24	28	HTS E-3	TL	10.00 VA, 10.00 WA	10.0, 10.00W	375	14.8	405	15.9	1 368	53.9	1 414	55.7	624	24.6	4 115	162.0	1 000	145	9 500	20 945	12 350	27 225	8 790	19 380	11 875	26 180	12 350	27 225	9 500	20 945	29	37

Liquid and salt ballasting

Tyre volume 100%		Water filling (75%)		Water / salt filling (75% / -30°C / -22°F)					
				Water		Salt ($CaCl_2$)		Total weight increase	
l	gal (US)	l	gal (US)	l	gal (US)	kg	lbs	kg	lbs
230	60	175	45	142	38	72	160	214	470

Tubes and valves

Valve tubeless	Tube product code	Valve tube-type
TR650	T55767	TR1175A

Nokian HTS E-3 16.00-25 28PR – T488411

TL = TUBELESS, may be fitted with or without tube

Product code	Size	PR	Pattern	TT/ TL	Rim	Permitted rims	Width				Diameter				Loaded static radius		Rolling circum-ference		Max. inflation pressure		Load capacity kg/lbs												Total tread depth	
																					Forklift trucks								Other vehicles					
																					25 km/h / 15 mph				35 km/h / 22 mph									
							New		Max		New		Max																					
							mm	in	mm	in	mm	in	mm	in	mm	in	mm	in	kPa	psi	Steering		Drive		Steering		Drive		10 km/h	5 mph	25 km/h	15 mph	mm	32 nds in
T488411	16.00-25	28	HTS E-3	TL	11.25/2.0	13.00/2.0	432	17.0	480	18.9	1 493	58.8	1 561	61.5	672	26.5	4 474	176.1	900	131	11 500	25 355	14 950	32 960	10 640	23 455	14 380	31 700	14 950	32 960	11 500	25 355	32	40

Liquid and salt ballasting

Tyre volume 100%		Water filling (75%)		Water / salt filling (75% / -30°C / -22°F)					
				Water		Salt ($CaCl_2$)		Total weight increase	
l	gal (US)	l	gal (US)	l	gal (US)	kg	lbs	kg	lbs
355	95	265	70	218	58	111	245	329	725

Tubes and valves

Valve tubeless	Tube product code	Valve tube-type
TR650	T55810	TR J1175



Nokian HTS E-4 16.00-25 36PR – T488431

TL = TUBELESS, may be fitted with or without tube

Product code	Size	PR	Pattern	TT/ TL	Rim	Permitted rims	Width				Diameter				Loaded static radius		Rolling circum-ference		Max. inflation pressure		Load capacity kg/lbs												Total tread depth	
																					Forklift trucks								Other vehicles					
																					25 km/h / 15 mph				35 km/h / 22 mph									
							New		Max		New		Max																					
							mm	in	mm	in	mm	in	mm	in	mm	in	mm	in	kPa	psi	Steering		Drive		Steering		Drive		10 km/h	5 mph	25 km/h	15 mph	mm	32 nds in
T488431	16.00-25	36	HTS E-4	TL	11.25/2.0	13.00/2.0	432	17.0	480	18.9	1 548	60.9	1 623	63.9	694	27.3	4 618	181.8	1 000	145	12 150	26 785	15 795	34 820	11 240	24 780	15 190	33 490	15 795	34 820	12 150	26 785	52,5	66

Liquid and salt ballasting

Tyre volume 100%		Water filling (75%)		Water / salt filling (75% / -30°C / -22°F)					
				Water		Salt ($CaCl_2$)		Total weight increase	
l	gal (US)	l	gal (US)	l	gal (US)	kg	lbs	kg	lbs
340	90	255	65	209	55	107	235	316	695

Tubes and valves

Valve tubeless	Tube product code	Valve tube-type
TR650	T55810	TR J1175

Nokian HTS E-4 18.00-25 40PR – T488530

TL = TUBELESS, may be fitted with or without tube

Product code	Size	PR	Pattern	TT/ TL	Rim	Permitted rims	Width				Diameter				Loaded static radius		Rolling circum-ference		Max. inflation pressure		Load capacity kg/lbs												Total tread depth	
																					Forklift trucks								Other vehicles					
																					25 km/h / 15 mph				35 km/h / 22 mph									
							New		Max		New		Max																					
							mm	in	mm	in	mm	in	mm	in	mm	in	mm	in	kPa	psi	Steering		Drive		Steering		Drive		10 km/h	5 mph	25 km/h	15 mph	mm	32 nds in
T488530	18.00-25	40	HTS E-4	TL	13.00/2.5	15.00/2.5	498	19.6	553	21.8	1 673	65.9	1 758	69.2	772	30.4	4 935	194.3	1 000	145	17 500	38 580	22 750	50 155	16 190	35 690	21 875	48 225	22 750	50 155	17 500	38 580	56	71

Liquid and salt ballasting

Tyre volume 100%		Water filling (75%)		Water / salt filling (75% / -30°C / -22°F)					
				Water		Salt ($CaCl_2$)		Total weight increase	
l	gal (US)	l	gal (US)	l	gal (US)	kg	lbs	kg	lbs
485	130	365	95	298	79	152	335	450	990

Tubes and valves

Valve tubeless	Tube product code	Valve tube-type
TR650	T55831	TR J1175



Nokian HTS E-4 18.00-33 40PR – T445514

TL = TUBELESS, may be fitted with or without tube

Product code	Size	PR	Pattern	TT/ TL	Rim	Permitted rims	Width				Diameter				Loaded static radius		Rolling circum-ference		Max. inflation pressure		Load capacity kg/lbs												Total tread depth	
																					Forklift trucks								Other vehicles					
																					25 km/h / 15 mph				35 km/h / 22 mph									
							New		Max		New		Max																					
							mm	in	mm	in	mm	in	mm	in	mm	in	mm	in	kPa	psi	Steering		Drive		Steering		Drive		10 km/h	5 mph	25 km/h	15 mph	mm	32 nds in
T445514	18.00-33	40	HTS E-4	TL	13.00/2.5	-	498	19.6	553	21.8	1 865	73.4	1 960	77.2	853	33.6	5 554	218.7	1 000	145	21 200	46 740	27 560	60 760	19 610	43 230	26 500	58 420	27 560	60 760	21 200	46 740	67	85

Liquid and salt ballasting

Tyre volume 100%		Water filling (75%)		Water / salt filling (75% / -30°C / -22°F)					
				Water		Salt ($CaCl_2$)		Total weight increase	
l	gal (US)	l	gal (US)	l	gal (US)	kg	lbs	kg	lbs
520	135	390	105	320	85	163	360	483	1 065

Tubes and valves

Valve tubeless	Tube product code	Valve tube-type
TR650	-	-



Nokian HTS E-4 – all sizes

TL = TUBELESS, may be fitted with or without tube

Product code	Size	PR	Pattern	TT/ TL	Rim	Permitted rims	Width				Diameter				Loaded static radius		Rolling circum-ference		Max. inflation pressure		Load capacity kg/lbs												Total tread depth	
																					Forklift trucks								Other vehicles					
																					25 km/h / 15 mph				35 km/h / 22 mph									
							New		Max		New		Max																					
							mm	in	mm	in	mm	in	mm	in	mm	in	mm	in	kPa	psi	Steering		Drive		Steering		Drive		10 km/h	5 mph	25 km/h	15 mph	mm	32 nds in
T488311	14.00-24	28	HTS E-3	TL	10.00 VA, 10.00 WA	10.0, 10.00W	375	14.8	405	15.9	1 368	53.9	1 414	55.7	624	24.6	4 115	162.0	1 000	145	9 500	20 945	12 350	27 225	8 790	19 380	11 875	26 180	12 350	27 225	9 500	20 945	29	37
T488411	16.00-25	28	HTS E-3	TL	11.25/2.0	13.00/2.0	432	17.0	480	18.9	1 493	58.8	1 561	61.5	672	26.5	4 474	176.1	900	131	11 500	25 355	14 950	32 960	10 640	23 455	14 380	31 700	14 950	32 960	11 500	25 355	32	40
T488431	16.00-25	36	HTS E-4	TL	11.25/2.0	13.00/2.0	432	17.0	480	18.9	1 548	60.9	1 623	63.9	694	27.3	4 618	181.8	1 000	145	12 150	26 785	15 795	34 820	11 240	24 780	15 190	33 490	15 795	34 820	12 150	26 785	52,5	66
T488530	18.00-25	40	HTS E-4	TL	13.00/2.5	15.00/2.5	498	19.6	553	21.8	1 673	65.9	1 758	69.2	772	30.4	4 935	194.3	1 000	145	17 500	38 580	22 750	50 155	16 190	35 690	21 875	48 225	22 750	50 155	17 500	38 580	56	71
T445514	18.00-33	40	HTS E-4	TL	13.00/2.5	-	498	19.6	553	21.8	1 865	73.4	1 960	77.2	853	33.6	5 554	218.7	1 000	145	21 200	46 740	27 560	60 760	19 610	43 230	26 500	58 420	27 560	60 760	21 200	46 740	67	85

Nokian HTS L-4S

Stable container handling

- A stable special tyre for harbour and terminal equipment; also suitable for sawmills and timberyards
- Durable cross-ply structure
- Excellent driving result, well suited for retreading

Sizes

- **Nokian HTS L-4S 18.00-25 40PR – T445329**
- **Nokian HTS L-4S 18.00-33 40PR – T445458**

Nokian HTS L-4S 18.00-25 40PR – T445329

TL = TUBELESS, may be fitted with or without tube

Product code	Size	PR	Pattern	TT/ TL	Rim	Permitted rims	Width				Diameter				Loaded static radius		Rolling circum-ference		Max. inflation pressure		Load capacity kg/lbs												Total tread depth	
																					Forklift trucks								Other vehicles					
																					25 km/h / 15 mph				35 km/h / 22 mph									
							New		Max		New		Max																					
							mm	in	mm	in	mm	in	mm	in	mm	in	mm	in	kPa	psi	Steering		Drive		Steering		Drive		10 km/h	5 mph	25 km/h	15 mph	mm	32 nds in
T445329	18.00-25	40	HTS L-4S	TL	13.00/2.5	15.00/2.5	498	19.6	553	21.8	1 673	65.9	1 758	69.2	765	30.1	5 100	200.8	1 000	145	17 500	38 580	22 750	50 155	16 190	35 690	21 875	48 225	22 750	50 155	17 500	38 580	54	68

Liquid and salt ballasting

Tyre volume 100%		Water filling (75%)		Water / salt filling (75% / -30°C / -22°F)					
				Water		Salt ($CaCl_2$)		Total weight increase	
l	gal (US)	l	gal (US)	l	gal (US)	kg	lbs	kg	lbs
485	130	365	95	298	79	152	335	450	990

Tubes and valves

Valve tubeless	Tube product code	Valve tube-type
TR650	T55831	TR J1175

Nokian HTS L-4S 18.00-33 40PR – T445458

TL = TUBELESS, may be fitted with or without tube

Product code	Size	PR	Pattern	TT/ TL	Rim	Permitted rims	Width				Diameter				Loaded static radius		Rolling circum-ference		Max. inflation pressure		Load capacity kg/lbs												Total tread depth	
																					Forklift trucks								Other vehicles					
																					25 km/h / 15 mph				35 km/h / 22 mph									
							New		Max		New		Max																					
							mm	in	mm	in	mm	in	mm	in	mm	in	mm	in	kPa	psi	Steering		Drive		Steering		Drive		10 km/h	5 mph	25 km/h	15 mph	mm	32 nds in
T445458	18.00-33	40	HTS L-4S	TL	13.00/2.5	-	498	19.6	553	21.8	1 857	73.1	1 960	77.2	838	33.0	5 617	221.1	1 000	145	21 200	46 740	27 560	60 760	19 610	43 230	26 500	58 420	27 560	60 760	21 200	46 740	54	68

Liquid and salt ballasting

Tyre volume 100%		Water filling (75%)		Water / salt filling (75% / -30°C / -22°F)					
				Water		Salt ($CaCl_2$)		Total weight increase	
l	gal (US)	l	gal (US)	l	gal (US)	kg	lbs	kg	lbs
520	135	390	105	320	85	163	360	483	1 065

Tubes and valves

Valve tubeless	Tube product code	Valve tube-type
TR650	-	-

Nokian HTS L-4S – all sizes

TL = TUBELESS, may be fitted with or without tube

Product code	Size	PR	Pattern	TT/ TL	Rim	Permitted rims	Width				Diameter				Loaded static radius		Rolling circum-ference		Max. inflation pressure		Load capacity kg/lbs												Total tread depth	
																					Forklift trucks								Other vehicles					
																					25 km/h / 15 mph				35 km/h / 22 mph									
							New		Max		New		Max																					
							mm	in	mm	in	mm	in	mm	in	mm	in	mm	in	kPa	psi	Steering		Drive		Steering		Drive		10 km/h	5 mph	25 km/h	15 mph	mm	32 nds in
T445329	18.00-25	40	HTS L-4S	TL	13.00/2.5	15.00/2.5	498	19.6	553	21.8	1 673	65.9	1 758	69.2	765	30.1	5 100	200.8	1 000	145	17 500	38 580	22 750	50 155	16 190	35 690	21 875	48 225	22 750	50 155	17 500	38 580	54	68
T445458	18.00-33	40	HTS L-4S	TL	13.00/2.5	-	498	19.6	553	21.8	1 857	73.1	1 960	77.2	838	33.0	5 617	221.1	1 000	145	21 200	46 740	27 560	60 760	19 610	43 230	26 500	58 420	27 560	60 760	21 200	46 740	54	68

Nokian Nordman Harbour

Stable container handling

- Reliable and cost effective solution for reach stackers, lift trucks and empty container handlers
- Durable cross-ply structure
- Engineered by Nokian

Sizes

- **Nokian Nordman Harbour 12.00-24 20PR – T845491**
- **Nokian Nordman Harbour 18.00-25 40PR – T845489**
- **Nokian Nordman Harbour 18.00-33 40PR – T845490**

Nokian Nordman Harbour 12.00-24 20PR – T845491

TL = TUBELESS, may be fitted with or without tube

Product code	Size	PR	Pattern	TT/ TL	Rim	Permitted rims	Width				Diameter				Loaded static radius		Rolling circum-ference		Max. inflation pressure		Load capacity kg/lbs												Total tread depth	
																					Forklift trucks								Other vehicles					
																					25 km/h / 15 mph				35 km/h / 22 mph									
							New		Max		New		Max																					
							mm	in	mm	in	mm	in	mm	in	mm	in	mm	in	kPa	psi	Steering		Drive		Steering		Drive		10 km/h	5 mph	25 km/h	15 mph	mm	32 nds in
T845491	12.00-24	20	Nordman Harbour	TL	8.5	9.0	315	12.4	340	13.4	1 247	49.1	1 272	50.1	578	22.8	3 770	148.4	1 000	145	7 500	16 535	9 750	21 495	6 940	15 300	9 375	20 670	9 750	21 495	7 500	16 535	31	39

Liquid and salt ballasting

Tyre volume 100%		Water filling (75%)		Water / salt filling (75% / -30°C / -22°F)					
				Water		Salt ($CaCl_2$)		Total weight increase	
l	gal (US)	l	gal (US)	l	gal (US)	kg	lbs	kg	lbs
175	45	130	35	108	29	55	120	163	360

Tubes and valves

Valve tubeless	Tube product code	Valve tube-type
TR650	-	-

Nokian Nordman Harbour 18.00-25 40PR – T845489

TL = TUBELESS, may be fitted with or without tube

Product code	Size	PR	Pattern	TT/ TL	Rim	Permitted rims	Width				Diameter				Loaded static radius		Rolling circum-ference		Max. inflation pressure		Load capacity kg/lbs												Total tread depth	
																					Forklift trucks								Other vehicles					
																					25 km/h / 15 mph				35 km/h / 22 mph									
							New		Max		New		Max																					
							mm	in	mm	in	mm	in	mm	in	mm	in	mm	in	kPa	psi	Steering		Drive		Steering		Drive		10 km/h	5 mph	25 km/h	15 mph	mm	32 nds in
T845489	18.00-25	40	Nordman Harbour	TL	13.00/2.5	15.00/2.5	524	20.6	553	21.8	1 673	65.9	1 758	69.2	764	30.1	5 046	198.7	1 000	145	17 500	38 580	22 750	50 155	16 190	35 690	21 875	48 225	22 750	50 155	17 500	38 580	54	68

Liquid and salt ballasting

Tyre volume 100%		Water filling (75%)		Water / salt filling (75% / -30°C / -22°F)					
				Water		Salt ($CaCl_2$)		Total weight increase	
l	gal (US)	l	gal (US)	l	gal (US)	kg	lbs	kg	lbs
485	130	365	95	298	79	152	335	450	990

Tubes and valves

Valve tubeless	Tube product code	Valve tube-type
TR650	T55831	TR J1175

Nokian Nordman Harbour 18.00-33 40PR – T845490

TL = TUBELESS, may be fitted with or without tube

Product code	Size	PR	Pattern	TT/ TL	Rim	Permitted rims	Width				Diameter				Loaded static radius		Rolling circum-ference		Max. inflation pressure		Load capacity kg/lbs												Total tread depth	
																					Forklift trucks								Other vehicles					
																					25 km/h / 15 mph				35 km/h / 22 mph									
							New		Max		New		Max																					
							mm	in	mm	in	mm	in	mm	in	mm	in	mm	in	kPa	psi	Steering		Drive		Steering		Drive		10 km/h	5 mph	25 km/h	15 mph	mm	32 nds in
T845490	18.00-33	40	Nordman Harbour	TL	13.00/2.5	-	519	20.4	553	21.8	1 865	73.4	1 960	77.2	869	34.2	5 737	225.9	1 000	145	21 200	46 740	27 560	60 760	19 610	43 230	26 500	58 420	27 560	60 760	21 200	46 740	67	85

Liquid and salt ballasting

Tyre volume 100%		Water filling (75%)		Water / salt filling (75% / -30°C / -22°F)					
				Water		Salt ($CaCl_2$)		Total weight increase	
l	gal (US)	l	gal (US)	l	gal (US)	kg	lbs	kg	lbs
520	135	390	105	320	85	163	360	483	1 065

Tubes and valves

Valve tubeless	Tube product code	Valve tube-type
TR650	-	-

Nokian Nordman Harbour – all sizes

TL = TUBELESS, may be fitted with or without tube

Product code	Size	PR	Pattern	TT/ TL	Rim	Permitted rims	Width				Diameter				Loaded static radius		Rolling circum-ference		Max. inflation pressure		Load capacity kg/lbs												Total tread depth	
																					Forklift trucks								Other vehicles					
																					25 km/h / 15 mph				35 km/h / 22 mph									
							New		Max		New		Max																					
							mm	in	mm	in	mm	in	mm	in	mm	in	mm	in	kPa	psi	Steering		Drive		Steering		Drive		10 km/h	5 mph	25 km/h	15 mph	mm	32 nds in
T845491	12.00-24	20	Nordman Harbour	TL	8.5	9.0	315	12.4	340	13.4	1 247	49.1	1 272	50.1	578	22.8	3 770	148.4	1 000	145	7 500	16 535	9 750	21 495	6 940	15 300	9 375	20 670	9 750	21 495	7 500	16 535	31	39
T845489	18.00-25	40	Nordman Harbour	TL	13.00/2.5	15.00/2.5	524	20.6	553	21.8	1 673	65.9	1 758	69.2	764	30.1	5 046	198.7	1 000	145	17 500	38 580	22 750	50 155	16 190	35 690	21 875	48 225	22 750	50 155	17 500	38 580	54	68
T845490	18.00-33	40	Nordman Harbour	TL	13.00/2.5	-	519	20.4	553	21.8	1 865	73.4	1 960	77.2	869	34.2	5 737	225.9	1 000	145	21 200	46 740	27 560	60 760	19 610	43 230	26 500	58 420	27 560	60 760	21 200	46 740	67	85

Nokian RTG

Agility and durability for RTG harbour cranes

- The structure and tread pattern of the stable cross-ply tyre are optimised for RTG harbour cranes
- Rounded shoulder area with rounded tread block reduces steering forces.
  The tyre needs less power to steer than traditional harbour tyres for RTG cranes
- The low heat build-up significantly slows down tyre wear and reduces the risk of tyre damage
- Low rolling resistance results in low fuel consumption

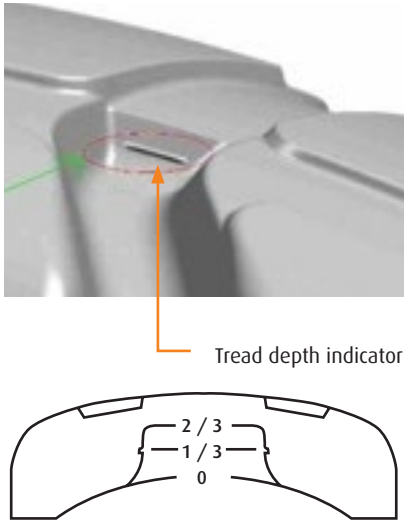

Sizes

- **Nokian RTG 14.00-24 28PR – T445471**
- **Nokian RTG 18.00-25 40PR – T445468**

Nokian RTG 14.00-24 28PR – T445471

TL = TUBELESS, may be fitted with or without tube

Product code	Size	PR	Pattern	TT/ TL	Rim	Permitted rims	Width				Diameter				Loaded static radius		Rolling circum-ference		Max. inflation pressure		Load capacity kg/lbs												Total tread depth	
																					Forklift trucks								Other vehicles					
																					25 km/h / 15 mph				35 km/h / 22 mph									
							New		Max		New		Max																					
							mm	in	mm	in	mm	in	mm	in	mm	in	mm	in	kPa	psi	Steering		Drive		Steering		Drive		10 km/h	5 mph	25 km/h	15 mph	mm	32 nds in
T445471	14.00-24	28	RTG	TL	10.00 VA, 10.00 WA	10.0, 10.00W	375	14.8	405	15.9	1 368	53.9	1 414	55.7	629	24.8	4 147	163.3	1 000	145	9 500	20 945	12 350	27 225	8 790	19 380	11 875	26 180	12 350	27 225	9 500	20 945	23	29

Liquid and salt ballasting

Tyre volume 100%		Water filling (75%)		Water / salt filling (75% / -30°C / -22°F)					
				Water		Salt ($CaCl_2$)		Total weight increase	
l	gal (US)	l	gal (US)	l	gal (US)	kg	lbs	kg	lbs
230	60	175	45	142	38	72	160	214	470

Tubes and valves

Valve tubeless	Tube product code	Valve tube-type
TR650	T55767	TR1175A

Nokian RTG 18.00-25 40PR – T445468

TL = TUBELESS, may be fitted with or without tube

Product code	Size	PR	Pattern	TT/ TL	Rim	Permitted rims	Width				Diameter				Loaded static radius		Rolling circum-ference		Max. inflation pressure		Load capacity kg/lbs												Total tread depth	
																					Forklift trucks								Other vehicles					
																					25 km/h / 15 mph				35 km/h / 22 mph									
							New		Max		New		Max																					
							mm	in	mm	in	mm	in	mm	in	mm	in	mm	in	kPa	psi	Steering		Drive		Steering		Drive		10 km/h	5 mph	25 km/h	15 mph	mm	32 nds in
T445468	18.00-25	40	RTG	TL	13.00/2.5	15.00/2.5	498	19.6	553	21.8	1 673	65.9	1 758	69.2	746	29.4	5 014	197.4	1 000	145	17 500	38 580	22 750	50 155	16 190	35 690	21 875	48 225	22 750	50 155	17 500	38 580	31.5	40

Liquid and salt ballasting

Tyre volume 100%		Water filling (75%)		Water / salt filling (75% / -30°C / -22°F)					
				Water		Salt ($CaCl_2$)		Total weight increase	
l	gal (US)	l	gal (US)	l	gal (US)	kg	lbs	kg	lbs
485	130	365	95	298	79	152	335	450	990

Tubes and valves

Valve tubeless	Tube product code	Valve tube-type
TR650	T55831	TR J1175

Nokian RTG – all sizes

TL = TUBELESS, may be fitted with or without tube

Product code	Size	PR	Pattern	TT/ TL	Rim	Permitted rims	Width				Diameter				Loaded static radius		Rolling circum-ference		Max. inflation pressure		Load capacity kg/lbs												Total tread depth	
																					Forklift trucks								Other vehicles					
							New		Max		New		Max								25 km/h / 15 mph				35 km/h / 22 mph									
							mm	in	mm	in	mm	in	mm	in	mm	in	mm	in	kPa	psi	Steering		Drive		Steering		Drive		10 km/h	5 mph	25 km/h	15 mph	mm	32 nds in
T445471	14.00-24	28	RTG	TL	10.00 VA, 10.00 WA	10.0, 10.00W	375	14.8	405	15.9	1 368	53.9	1 414	55.7	629	24.8	4 147	163.3	1 000	145	9 500	20 945	12 350	27 225	8 790	19 380	11 875	26 180	12 350	27 225	9 500	20 945	23	29
T445468	18.00-25	40	RTG	TL	13.00/2.5	15.00/2.5	498	19.6	553	21.8	1 673	65.9	1 758	69.2	746	29.4	5 014	197.4	1 000	145	17 500	38 580	22 750	50 155	16 190	35 690	21 875	48 225	22 750	50 155	17 500	38 580	31.5	40

Nokian Nordman RTG

Agility and durability for RTG harbour cranes

- The structure and tread pattern of the stable cross-ply tyre are optimised for RTG harbour cranes
- Good price/operating hours ratio
- Engineered by Nokian

Sizes

- **Nokian Nordman RTG 14.00-24 28PR – T845487**
- **Nokian Nordman RTG 18.00-25 40PR – T845488**

Nokian Nordman RTG 14.00-24 28PR – T845487

TL = TUBELESS, may be fitted with or without tube

Product code	Size	PR	Pattern	TT/ TL	Rim	Permitted rims	Width				Diameter				Loaded static radius		Rolling circum-ference		Max. inflation pressure		Load capacity kg/lbs												Total tread depth	
																					Forklift trucks								Other vehicles					
																					25 km/h / 15 mph				35 km/h / 22 mph									
							New		Max		New		Max																					
							mm	in	mm	in	mm	in	mm	in	mm	in	mm	in	kPa	psi	Steering		Drive		Steering		Drive		10 km/h	5 mph	25 km/h	15 mph	mm	32 nds in
T845487	14.00-24	28	Nordman RTG	TL	10.00 VA, 10.00 WA	10.0, 10.00W	375	14.8	405	15.9	1 368	53.9	1 414	55.7	625	24.6	4 084	160.8	1 000	145	9 500	20 945	12 350	27 225	8 790	19 380	11 875	26 180	12 350	27 225	9 500	20 945	31	39

Liquid and salt ballasting

Tyre volume 100%		Water filling (75%)		Water / salt filling (75% / -30°C / -22°F)					
				Water		Salt ($CaCl_2$)		Total weight increase	
l	gal (US)	l	gal (US)	l	gal (US)	kg	lbs	kg	lbs
230	60	175	45	142	38	72	160	214	470

Tubes and valves

Valve tubeless	Tube product code	Valve tube-type
TR650	T55767	TR1175A

Nokian Nordman RTG 18.00-25 40PR – T845488

TL = TUBELESS, may be fitted with or without tube

Product code	Size	PR	Pattern	TT/ TL	Rim	Permitted rims	Width				Diameter				Loaded static radius		Rolling circum-ference		Max. inflation pressure		Load capacity kg/lbs												Total tread depth	
																					Forklift trucks								Other vehicles					
																					25 km/h / 15 mph				35 km/h / 22 mph									
							New		Max		New		Max																					
							mm	in	mm	in	mm	in	mm	in	mm	in	mm	in	kPa	psi	Steering		Drive		Steering		Drive		10 km/h	5 mph	25 km/h	15 mph	mm	32 nds in
T845488	18.00-25	40	Nordman RTG	TL	13.00/2.5	15.00/2.5	512	20.2	553	21.8	1 658	65.3	1 758	69.2	750	29.5	4 947	194.8	1 000	145	17 500	38 580	22 750	50 155	16 190	35 690	21 875	48 225	22 750	50 155	17 500	38 580	32	40

Liquid and salt ballasting

Tyre volume 100%		Water filling (75%)		Water / salt filling (75% / -30°C / -22°F)					
				Water		Salt ($CaCl_2$)		Total weight increase	
l	gal (US)	l	gal (US)	l	gal (US)	kg	lbs	kg	lbs
485	130	365	95	298	79	152	335	450	990

Tubes and valves

Valve tubeless	Tube product code	Valve tube-type
TR650	T55831	TR J1175

Nokian Nordman RTG – all sizes

TL = TUBELESS, may be fitted with or without tube

Product code	Size	PR	Pattern	TT/ TL	Rim	Permitted rims	Width				Diameter				Loaded static radius		Rolling circum-ference		Max. inflation pressure		Load capacity kg/lbs												Total tread depth	
																					Forklift trucks								Other vehicles					
																					25 km/h / 15 mph				35 km/h / 22 mph									
							New		Max		New		Max																					
							mm	in	mm	in	mm	in	mm	in	mm	in	mm	in	kPa	psi	Steering		Drive		Steering		Drive		10 km/h	5 mph	25 km/h	15 mph	mm	32 nds in
T845487	14.00-24	28	Nordman RTG	TL	10.00 VA, 10.00 WA	10.0, 10.00W	375	14.8	405	15.9	1 368	53.9	1 414	55.7	625	24.6	4 084	160.8	1 000	145	9 500	20 945	12 350	27 225	8 790	19 380	11 875	26 180	12 350	27 225	9 500	20 945	31	39
T845488	18.00-25	40	Nordman RTG	TL	13.00/2.5	15.00/2.5	512	20.2	553	21.8	1 658	65.3	1 758	69.2	750	29.5	4 947	194.8	1 000	145	17 500	38 580	22 750	50 155	16 190	35 690	21 875	48 225	22 750	50 155	17 500	38 580	32	40

Nokian HTS Tugger

Massive load capacity for terminal tractors

- The first tyre on the market that is specially designed for terminal tractors
- Sturdy multi-layer structure
- Precise driving response, exceptionally high load capacity

Sizes

- **Nokian HTS Tugger 315/60R22.5 – T445221**



Nokian HTS Tugger 315/60R22.5 – T445221

TL = TUBELESS, may be fitted with or without tube

Product code	Size	LI/SS	Pattern	TT/ TL	Rim	Permitted rims	Width				Diameter				Loaded static radius		Rolling circum-ference		Max. inflation pressure		Load capacity kg/lbs												Total tread depth	
																					Forklift trucks								Other vehicles					
																					25 km/h / 15 mph				35 km/h / 22 mph									
							New		Max		New		Max																					
							mm	in	mm	in	mm	in	mm	in	mm	in	mm	in	kPa	psi	Steering		Drive		Steering		Drive		10 km/h	5 mph	25 km/h	15 mph	mm	32 nds in
T445221	315/60R22.5	174 A5	HTS Tugger	TL	9.00	9.75	302	11.9	308	12.1	950	37.4	966	38.0	425	16.7	2 890	113.8	1 000	145	6 700	14 770	8 700	19 180	6 200	13 670	8 400	18 520	8 700	19 180	6 700	14 770	21	27

Liquid and salt ballasting

Tyre volume 100%		Water filling (75%)		Water / salt filling (75% / -30°C / -22°F)					
				Water		Salt ($CaCl_2$)		Total weight increase	
l	gal (US)	l	gal (US)	l	gal (US)	kg	lbs	kg	lbs
86	25	65	15	53	14	27	60	80	175

Tubes and valves

Valve tubeless	Tube product code	Valve tube-type
155MS	-	-

Nokian Armor Gard

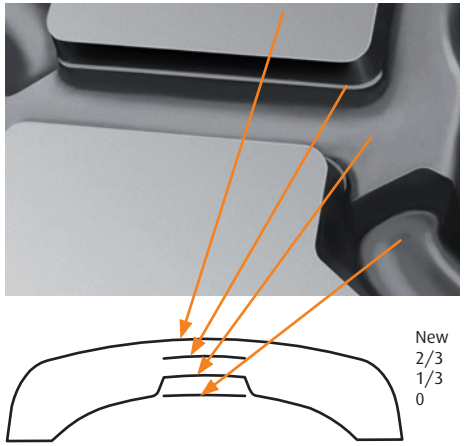

Long service life for materials handling machines and excavators

- Top-class tyre for harbour machinery, lift trucks, mining machinery and excavators
- Record-breaking mileage
- Gripping tread design, durable carcass, excellent suitability for retreading
- Precise and stable driving response
- Groove depth indicator

Groove depth indicator Nokian Armor Gard

Regular tyre maintenance is made easier by a groove depth indicator. This indicator helps you monitor tyre wear.

Sizes

- Nokian Armor Gard 9.00-20 14PR – T445452
- Nokian Armor Gard 10.00-20 16PR – T445451
- Nokian Armor Gard 11.00-20 16PR – T445450
- Nokian Armor Gard 12.00-20 20PR – T445459

Nokian Armor Gard 9.00-20 14PR – T445452

TT = TUBE-TYPE, to be fitted with tube

Product code	Size	PR	Pattern	TT/ TL	Rim	Per-mitted rims	Width				Diameter				Loaded static radius		Rolling circum-ference		Max. inflation pressure		Load capacity kg/lbs														Total tread depth	
																					Forklift trucks								Other vehicles							
							New		Max		New		Max								25 km/h / 15 mph				35 km/h / 22 mph											
							mm	in	mm	in	mm	in	mm	in	mm	in	mm	in	kPa	psi	Steering		Drive		Steering		Drive		10 km/h	5 mph	25 km/h	15 mph	40 km/h	25 mph	50 km/h	30 mph	mm	32 nds in
T445452	9.00-20	14	Armor Gard	TT	7.0	7.5	269	10.6	291	11.5	1 026	40.4	1 057	41.6	469	18.5	3 017	118.8	900	131	4 500	9 920	5 850	12 895	4 165	9 180	5 625	12 400	5 850	12 895	4 500	9 920	4 005	8 830	3 780	8 335	20	25

Liquid and salt ballasting

Tyre volume 100%		Water filling (75%)		Water / salt filling (75% / -30°C / -22°F)					
				Water		Salt ($CaCl_2$)		Total weight increase	
l	gal (US)	l	gal (US)	l	gal (US)	kg	lbs	kg	lbs
90	25	70	20	55	15	28	60	84	185

Tubes and valves

USE ALWAYS WITH TUBE

Valve tubeless	Tube product code	Valve tube-type	T-Code Flap	Flap
-	T52520	TR175	T299520	170-20

Nokian Armor Gard 10.00-20 16PR – T445451

TT = TUBE-TYPE, to be fitted with tube

Product code	Size	PR	Pattern	TT/ TL	Rim	Per-mitted rims	Width				Diameter				Loaded static radius		Rolling circum-ference		Max. inflation pressure		Load capacity kg/lbs														Total tread depth	
																					Forklift trucks								Other vehicles							
							New		Max		New		Max								25 km/h / 15 mph				35 km/h / 22 mph											
							mm	in	mm	in	mm	in	mm	in	mm	in	mm	in	kPa	psi	Steering		Drive		Steering		Drive		10 km/h	5 mph	25 km/h	15 mph	40 km/h	25 mph	50 km/h	30 mph	mm	32 nds in
T445451	10.00-20	16	Armor Gard	TT	7.5	8.0	280	11.0	302	11.9	1 061	41.8	1 094	43.1	482	19.0	3 119	122.8	900	131	5 000	11 025	6 500	14 330	4 625	10 195	6 250	13 780	6 500	14 330	5 000	11 025	4 450	9 810	4 200	9 260	20.5	26

Liquid and salt ballasting

Tyre volume 100%		Water filling (75%)		Water / salt filling (75% / -30°C / -22°F)					
				Water		Salt ($CaCl_2$)		Total weight increase	
l	gal (US)	l	gal (US)	l	gal (US)	kg	lbs	kg	lbs
105	30	80	20	65	15	33	75	98	215

Tubes and valves

USE ALWAYS WITH TUBE

Valve tubeless	Tube product code	Valve tube-type	T-Code Flap	Flap
-	T52620	TR78	T299520	170-20

Nokian Armor Gard 11.00-20 16PR – T445450

TT = TUBE-TYPE, to be fitted with tube

Product code	Size	PR	Pattern	TT/ TL	Rim	Per-mitted rims	Width				Diameter				Loaded static radius		Rolling circum-ference		Max. inflation pressure		Load capacity kg/lbs														Total tread depth	
																					Forklift trucks								Other vehicles							
							New		Max		New		Max								25 km/h / 15 mph				35 km/h / 22 mph											
							mm	in	mm	in	mm	in	mm	in	mm	in	mm	in	kPa	psi	Steering		Drive		Steering		Drive		10 km/h	5 mph	25 km/h	15 mph	40 km/h	25 mph	50 km/h	30 mph	mm	32 nds in
T445450	11.00-20	16	Armor Gard	TT	8.0	8.5	298	11.7	322	12.7	1 091	43.0	1 126	44.3	493	19.4	3 208	126.3	900	131	5 600	12 345	7 280	16 050	5 180	11 420	7 000	15 430	7 280	16 050	5 600	12 345	4 980	10 980	4 700	10 360	21.3	27

Liquid and salt ballasting

Tyre volume 100%		Water filling (75%)		Water / salt filling (75% / -30°C / -22°F)					
				Water		Salt ($CaCl_2$)		Total weight increase	
l	gal (US)	l	gal (US)	l	gal (US)	kg	lbs	kg	lbs
125	35	95	25	77	20	39	85	116	255

Tubes and valves

USE ALWAYS WITH TUBE

Valve tubeless	Tube product code	Valve tube-type	T-Code Flap	Flap
-	T52720	TR179	T299520	170-20

Nokian Armor Gard 12.00-20 20PR – T445459

TT = TUBE-TYPE, to be fitted with tube

Product code	Size	PR	Pattern	TT/ TL	Rim	Per-mitted rims	Width				Diameter				Loaded static radius		Rolling circum-ference		Max. inflation pressure		Load capacity kg/lbs														Total tread depth	
																					Forklift trucks								Other vehicles							
							New		Max		New		Max								25 km/h / 15 mph				35 km/h / 22 mph											
							mm	in	mm	in	mm	in	mm	in	mm	in	mm	in	kPa	psi	Steering		Drive		Steering		Drive		10 km/h	5 mph	25 km/h	15 mph	40 km/h	25 mph	50 km/h	30 mph	mm	32 nds in
T445459	12.00-20	20	Armor Gard	TT	8.5	9.0	325	12.8	351	13.8	1 125	44.3	1 162	45.7	516	20.3	3 393	133.6	1 000	145	6 900	15 210	8 970	19 775	6 385	14 075	8 625	19 015	8 970	19 775	6 900	15 210	6 145	13 545	5 800	12 785	25.5	32

Liquid and salt ballasting

Tyre volume 100%		Water filling (75%)		Water / salt filling (75% / -30°C / -22°F)					
				Water		Salt ($CaCl_2$)		Total weight increase	
l	gal (US)	l	gal (US)	l	gal (US)	kg	lbs	kg	lbs
145	40	110	30	89	25	45	100	135	300

Tubes and valves

USE ALWAYS WITH TUBE

Valve tubeless	Tube product code	Valve tube-type	T-Code Flap	Flap
-	T52810	V3.02.16	T299530	195-20

Nokian Armor Gard – all sizes

TT = TUBE-TYPE, to be fitted with tube

Product code	Size	PR	Pattern	TT/ TL	Rim	Per-mitted rims	Width				Diameter				Loaded static radius		Rolling circum-ference		Max. inflation pressure		Load capacity kg/lbs																Total tread depth	
																					Forklift trucks								Other vehicles									
							New		Max		New		Max								25 km/h / 15 mph				35 km/h / 22 mph													
							mm	in	mm	in	mm	in	mm	in	mm	in	mm	in	kPa	psi	Steering		Drive		Steering		Drive		10 km/h	5 mph	25 km/h	15 mph	40 km/h	25 mph	50 km/h	30 mph	mm	32 nds in
T445452	9.00-20	14	Armor Gard	TT	7.0	7.5	269	10.6	291	11.5	1 026	40.4	1 057	41.6	469	18.5	3 017	118.8	900	131	4 500	9 920	5 850	12 895	4 165	9 180	5 625	12 400	5 850	12 895	4 500	9 920	4 005	8 830	3 780	8 335	20	25
T445451	10.00-20	16	Armor Gard	TT	7.5	8.0	280	11.0	302	11.9	1 061	41.8	1 094	43.1	482	19.0	3 119	122.8	900	131	5 000	11 025	6 500	14 330	4 625	10 195	6 250	13 780	6 500	14 330	5 000	11 025	4 450	9 810	4 200	9 260	20.5	26
T445450	11.00-20	16	Armor Gard	TT	8.0	8.5	298	11.7	322	12.7	1 091	43.0	1 126	44.3	493	19.4	3 208	126.3	900	131	5 600	12 345	7 280	16 050	5 180	11 420	7 000	15 430	7 280	16 050	5 600	12 345	4 980	10 980	4 700	10 360	21.3	27
T445459	12.00-20	20	Armor Gard	TT	8.5	9.0	325	12.8	351	13.8	1 125	44.3	1 162	45.7	516	20.3	3 393	133.6	1 000	145	6 900	15 210	8 970	19 775	6 385	14 075	8 625	19 015	8 970	19 775	6 900	15 210	6 145	13 545	5 800	12 785	25.5	32

Mining tyres

The world of mining tyres is rough. Uneven surfaces with sharp edges require tyres that offer extreme durability and high load-bearing capacity. Particularly for mining tyres, we have developed the CCR (cut and crack resistant) rubber compound that enhances demanding transportation and mining tasks. The sturdy and stable tyres for mine loaders, drill rigs and various other mining equipment guarantee a long service life.

Contents

Mining tyres

209
Nokian Mine King L-5S

214
Nokian Mine L-5S



218
Nokian Nordman Mine L-5S



221
Nokian Mine L-3S

223
Nokian Nordman Mine E-4

226
Nokian Mine E-3

228
Nokian Mine King E-4

230
Nokian Industrial Mine

232
Nokian Armor Gard Mine

235 **Mine tyre maintenance**

NOTICE!
Manual may contain technical information also on omitted products.

Nokian Mine King L-5S

Tyre for extreme underground loading applications

- More layers to enhance tyre safety in demanding applications
- New carcass and bead materials enables the increase of maximum inflation pressure up to 8 bar (In 12.00-20 up to 10 bar)
- Higher load capacity gives possibility to use the tyre in more efficient and heavier machines
- Tread depth indicator for easy checking of the remaining tread



Remaining tread depth can be easily checked from the tyre side wall.

Notice!

Tread code L-5S
L – loader and dozen
5 – extra deep tread
S – smooth tread pattern

Notice! Nokian Mine King L-5S tyres especially for underground loaders

Sizes

- **Nokian Mine King L-5S 12.00-20 20PR – T445544**
- **Nokian Mine King L-5S 17.5-25 24PR – T445540**
- **Nokian Mine King L-5S 18.00-25 32PR – T445545**
- **Nokian Mine King L-5S 26.5-25 36PR – T445546**
- **Nokian Mine King L-5S 29.5-29 40PR – T445547**

Nokian Mine King L-5S 12.00-20 20PR – T445544

TT = TUBE-TYPE, to be fitted with tube

Product code	Size	PR	Pattern	TT/TL	Rim	Permitted rims	Width				Diameter				Loaded static radius		Rolling circumference		Inflation pressure		Load capacity kg/lbs						Tread depth	
							New		Max		New		Max															
							mm	in	mm	in	mm	in	mm	in	mm	in	mm	in	kPa	psi	0 km/h	0 mph	5 km/h	3 mph	10 km/h	5 mph	mm	32 nds in
T445544	12.00-20	20	Mine King L-5S	TT	8.5	9.0	320	12.6	349	13.7	1 166	45.9	1 203	47.4	574	22.6	3 569	140.5	850	123	10 300	22 705	7 300	16 095	6 440	14 200	36	45

Liquid and salt ballasting

Tyre volume 100%		Water filling (75%)		Water / salt filling (75% / -30°C / -22°F)					
				Water		Salt ($CaCl_2$)		Total weight increase	
l	gal (US)	l	gal (US)	l	gal (US)	kg	lbs	kg	lbs
135	35	100	25	83	22	42	95	125	275

Tubes and valves

USE ALWAYS WITH TUBE

Valve tubeless	Tube product code	Valve tube-type	T-Code Flap	Flap
-	T52810	V3.02.16	195-20	T229530

Nokian Mine King L-5S 17.5-25 24PR – T445540

TL = TUBELESS, may be fitted with or without tube

Product code	Size	PR	Pattern	TT/TL	Rim	Permitted rims	Width				Diameter				Loaded static radius		Rolling circumference		Inflation pressure		Load capacity kg/lbs						Tread depth	
							New		Max		New		Max															
							mm	in	mm	in	mm	in	mm	in	mm	in	mm	in	kPa	psi	0 km/h	0 mph	5 km/h	3 mph	10 km/h	5 mph	mm	32 nds in
T445540	17.5-25	24	Mine King L-5S	TL	14.00/1.5	13.00/1.4(DC)	445	17.5	494	19.4	1 399	55.1	1 460	57.5	661	26.0	4 291	168.9	675	98	14 400	31 745	10 300	22 705	9 000	19 840	66	83

Liquid and salt ballasting

Tyre volume 100%		Water filling (75%)		Water / salt filling (75% / -30°C / -22°F)					
				Water		Salt ($CaCl_2$)		Total weight increase	
l	gal (US)	l	gal (US)	l	gal (US)	kg	lbs	kg	lbs
260	70	195	50	160	42	82	180	242	535

Tubes and valves

Valve tubeless	Tube product code	Valve tube-type	T-Code Flap	Flap
TR650	T55867	TRJ1175	350-25	T299551

Nokian Mine King L-5S 18.00-25 32PR – T445545

TL = TUBELESS, may be fitted with or without tube

Product code	Size	PR	Pattern	TT/TL	Rim	Permitted rims	Width				Diameter				Loaded static radius		Rolling circumference		Inflation pressure		Load capacity kg/lbs						Tread depth	
							New		Max		New		Max															
							mm	in	mm	in	mm	in	mm	in	mm	in	mm	in	kPa	psi	0 km/h	0 mph	5 km/h	3 mph	10 km/h	5 mph	mm	32 nds in
T445545	18.00-25	32	Mine King L-5S	TL	13.00/2.5	15.00/2.5	498	19.6	553	21.8	1 673	65.9	1 758	69.2	772	30.4	5 120	201.6	750	109	24 000	52 910	17 100	37 700	15 000	33 070	79	100

Liquid and salt ballasting

Tyre volume 100%		Water filling (75%)		Water / salt filling (75% / -30°C / -22°F)					
				Water		Salt ($CaCl_2$)		Total weight increase	
l	gal (US)	l	gal (US)	l	gal (US)	kg	lbs	kg	lbs
505	135	380	100	311	82	158	350	469	1 035

Tubes and valves

Valve tubeless	Tube product code	Valve tube-type	T-Code Flap	Flap
TR650	T55831	TRJ1175	350-25	T299551

Nokian Mine King L-5S 26.5-25 36PR – T445546

TL = TUBELESS, may be fitted with or without tube

Product code	Size	PR	Pattern	TT/TL	Rim	Permitted rims	Width				Diameter				Loaded static radius		Rolling circumference		Inflation pressure		Load capacity kg/lbs						Tread depth	
							New		Max		New		Max															
							mm	in	mm	in	mm	in	mm	in	mm	in	mm	in	kPa	psi	0 km/h	0 mph	5 km/h	3 mph	10 km/h	5 mph	mm	32 nds in
T445546	26.5-25	36	Mine King L-5S	TL	22.00/3.0		673	26.5	747	29.4	1 798	70.8	1 891	74.4	829	32.6	5 504	216.7	625	91	29 600	65 255	20 900	46 075	18 500	40 785	90	114

Liquid and salt ballasting

Tyre volume 100%		Water filling (75%)		Water / salt filling (75% / -30°C / -22°F)					
				Water		Salt ($CaCl_2$)		Total weight increase	
l	gal (US)	l	gal (US)	l	gal (US)	kg	lbs	kg	lbs
745	195	560	150	458	121	234	515	692	1 525

Tubes and valves

Valve tubeless	Tube product code	Valve tube-type	T-Code Flap	Flap
TR650	-	-	-	-

Nokian Mine King L-5S 29.5-29 40PR – T445547

TL = TUBELESS, may be fitted with or without tube

Product code	Size	PR	Pattern	TT/TL	Rim	Permitted rims	Width				Diameter				Loaded static radius		Rolling circumference		Inflation pressure		Load capacity kg/lbs						Tread depth	
							New		Max		New		Max															
							mm	in	mm	in	mm	in	mm	in	mm	in	mm	in	kPa	psi	0 km/h	0 mph	5 km/h	3 mph	10 km/h	5 mph	mm	32 nds in
T445547	29.5-29	40	Mine King L-5S	TL	25.00/3.5		750	29.5	833	32.8	2 023	79.6	2 126	83.7	925	36.4	6 145	241.9	625	91	37 800	83 335	26 900	59 305	23 600	52 030	98	124

Liquid and salt ballasting

Tyre volume 100%		Water filling (75%)		Water / salt filling (75% / -30°C / -22°F)					
				Water		Salt ($CaCl_2$)		Total weight increase	
l	gal (US)	l	gal (US)	l	gal (US)	kg	lbs	kg	lbs
991	260	745	195	610	161	311	685	921	2 030

Tubes and valves

Valve tubeless	Tube product code	Valve tube-type	T-Code Flap	Flap
TR650	-	-	-	-

Nokian Mine King L-5S – all sizes

TT = TUBE-TYPE, to be fitted with tube

TL = TUBELESS, may be fitted with or without tube

Product code	Size	PR	Pattern	TT/TL	Rim	Permitted rims	Width				Diameter				Loaded static radius		Rolling circumference		Inflation pressure		Load capacity kg/lbs						Tread depth	
							New		Max		New		Max															
							mm	in	mm	in	mm	in	mm	in	mm	in	mm	in	kPa	psi	0 km/h	0 mph	5 km/h	3 mph	10 km/h	5 mph	mm	32 nds in
T445544	12.00-20	20	Mine King L-5S	TT	8.5	9.0	320	12.6	349	13.7	1 166	45.9	1 203	47.4	574	22.6	3 569	140.5	850	123	10 300	22 705	7 300	16 095	6 440	14 200	36	45
T445540	17.5-25	24	Mine King L-5S	TL	14.00/1.5	13.00/1.4(DC)	445	17.5	494	19.4	1 399	55.1	1 460	57.5	661	26.0	4 291	168.9	675	98	14 400	31 745	10 300	22 705	9 000	19 840	66	83
T445545	18.00-25	32	Mine King L-5S	TL	13.00/2.5	15.00/2.5	498	19.6	553	21.8	1 673	65.9	1 758	69.2	772	30.4	5 120	201.6	750	109	24 000	52 910	17 100	37 700	15 000	33 070	79	100
T445546	26.5-25	36	Mine King L-5S	TL	22.00/3.0		673	26.5	747	29.4	1 798	70.8	1 891	74.4	829	32.6	5 504	216.7	625	91	29 600	65 255	20 900	46 075	18 500	40 785	90	114
T445547	29.5-29	40	Mine King L-5S	TL	25.00/3.5		750	29.5	833	32.8	2 023	79.6	2 126	83.7	925	36.4	6 145	241.9	625	91	37 800	83 335	26 900	59 305	23 600	52 030	98	124

Excess loads for Loader & Dozer service

Excess loads may result from factors such as actual empty vehicle weight exceeding the manufacturer's specified empty vehicle weight, varying density of materials, field modifications to the equipment, load transfer, etc. Only under these conditions may the actual in service tyre load exceed the load ratings in the Nokian Mine King L-5S table for the tyre by an amount not greater than shown in the following table:

Nokian Mine King L-5S Diagonal (Bias) Ply	Maximum Excess Loads	
	Load	*Pressure
	15%	30%

*If excess loads are encountered, cold inflation pressure must be increased to compensate for higher loads. For each 1% increase in load, the inflation pressure must be increased by 2%.

- The inflation pressure should not exceed 800kPa (116psi), except for 12.00-20 Nokian Mine King L-5S 1000kPa (145psi).
- The above maximum excess loads may result in reduced tyre performance and **must be approved by Nokian Heavy Tyres.**

Nokian Mine L-5S

Power and stability for mining loaders

- Due to its special rubber compound, this durable tyre is an excellent choice for underground mining loaders and other mining machinery
- Thick sidewalls with abrasion protection
- Stable working tyre with a long service life

Notice!

Tread code L-5S
L – loader and dozen
5 – extra deep tread
S – smooth tread pattern

Notice! Nokian Mine L-5S tyres especially for underground loaders

Sizes

- Nokian Mine L-5S 12.00-20 20PR – T487630
- Nokian Mine L-5S 17.5-25 20PR – T445326
- Nokian Mine L-5S 18.00-25 28PR – T445325
- Nokian Mine L-5S 26.5-25 36PR – T445324

Nokian Mine L-5S 12.00-20 20PR – T487630

TT = TUBE-TYPE, to be fitted with tube

Product code	Size	PR	Pattern	TT/ TL	Rim	Permitted rims	Width				Diameter				Loaded static radius		Rolling circumference		Maximum inflation pressure		Load capacity kg/lbs						Tread depth	
							New		Max		New		Max															
							mm	in	mm	in	mm	in	mm	in	mm	in	mm	in	kPa	psi	0 km/h	0 mph	5 km/h	3 mph	10 km/h	5 mph	mm	32 nds in
T487630	12.00-20	20	Mine L-5S	TT	8.5	9.0	320	12.6	349	13.7	1 166	45.9	1 203	47.4	543	21.4	3 428	135.0	850	123	10 300	22 705	7 300	16 095	6 440	14 200	36	45

Liquid and salt ballasting

Tyre volume 100%		Water filling (75%)		Water / salt filling (75% / -30°C / -22°F)					
				Water		Salt ($CaCl_2$)		Total weight increase	
l	gal (US)	l	gal (US)	l	gal (US)	kg	lbs	kg	lbs
135	35	100	25	83	22	42	95	125	275

Tubes and valves

USE ALWAYS WITH TUBE

Valve tubeless	Tube product code	Valve tube-type	T-Code Flap	Flap
-	T52810	V3.02.16	195-20	T229530

Nokian Mine L-5S 17.5-25 20PR – T445326

TL = TUBELESS, may be fitted with or without tube

Product code	Size	PR	Pattern	TT/ TL	Rim	Permitted rims	Width				Diameter				Loaded static radius		Rolling circumference		Maximum inflation pressure		Load capacity kg/lbs						Tread depth	
							New		Max		New		Max															
							mm	in	mm	in	mm	in	mm	in	mm	in	mm	in	kPa	psi	0 km/h	0 mph	5 km/h	3 mph	10 km/h	5 mph	mm	32 nds in
T445326	17.5-25*	20	Mine L-5S	TL	14.00/1.5	13.00/1.4 (DC)	445	17.5	494	19.4	1 399	55.1	1 460	57.5	645	25.4	4 130	162.6	575	83	13 200	29 100	9 300	20 505	8 250	18 190	66	83

* Replaced by Nokian Mine King L-5S (T445540)

Liquid and salt ballasting

Tyre volume 100%		Water filling (75%)		Water / salt filling (75% / -30°C / -22°F)					
				Water		Salt ($CaCl_2$)		Total weight increase	
l	gal (US)	l	gal (US)	l	gal (US)	kg	lbs	kg	lbs
260	70	195	50	160	42	82	180	242	535

Tubes and valves

Valve tubeless	Tube product code	Valve tube-type	T-Code Flap	Flap
TR650	T55867	TRJ1175	350-25	T299551

Nokian Mine L-5S 18.00-25 28PR – T445325

TL = TUBELESS, may be fitted with or without tube

Product code	Size	PR	Pattern	TT/ TL	Rim	Permitted rims	Width				Diameter				Loaded static radius		Rolling circumference		Maximum inflation pressure		Load capacity kg/lbs						Tread depth	
							New		Max		New		Max															
							mm	in	mm	in	mm	in	mm	in	mm	in	mm	in	kPa	psi	0 km/h	0 mph	5 km/h	3 mph	10 km/h	5 mph	mm	32 nds in
T445325	18.00-25**	28	Mine L-5S	TL	13.00/2.5	15.00/2.5	498	19.6	553	21.8	1 673	65.9	1 758	69.2	772	30.4	4 935	194.3	650	94	21 750	47 950	15 400	33 950	13 600	29 985	79	100

** Replaced by Nokian Mine King L-5S (T445545)

Liquid and salt ballasting

Tyre volume 100%		Water filling (75%)		Water / salt filling (75% / -30°C / -22°F)					
				Water		Salt ($CaCl_2$)		Total weight increase	
l	gal (US)	l	gal (US)	l	gal (US)	kg	lbs	kg	lbs
505	135	380	100	311	82	158	350	469	1 035

Tubes and valves

Valve tubeless	Tube product code	Valve tube-type	T-Code Flap	Flap
TR650	T55831	TRJ1175	350-25	T299551

Nokian Mine L-5S 26.5-25 36PR – T445324

TL = TUBELESS, may be fitted with or without tube

Product code	Size	PR	Pattern	TT/ TL	Rim	Permitted rims	Width				Diameter				Loaded static radius		Rolling circumference		Maximum inflation pressure		Load capacity kg/lbs						Tread depth	
							New		Max		New		Max															
							mm	in	mm	in	mm	in	mm	in	mm	in	mm	in	kPa	psi	0 km/h	0 mph	5 km/h	3 mph	10 km/h	5 mph	mm	32 nds in
T445324	26.5-25	36	Mine L-5S	TL	22.00/3.0	-	673	26.5	747	29.4	1 798	70.8	1 891	74.4	829	32.6	5 485	215.9	625	91	29 600	65 255	20 900	46 075	18 500	40 785	90	114

Liquid and salt ballasting

Tyre volume 100%		Water filling (75%)		Water / salt filling (75% / -30°C / -22°F)					
				Water		Salt ($CaCl_2$)		Total weight increase	
l	gal (US)	l	gal (US)	l	gal (US)	kg	lbs	kg	lbs
745	195	560	150	458	121	234	515	692	1 525

Tubes and valves

Valve tubeless	Tube product code	Valve tube-type	T-Code Flap	Flap
TR650	-	-	-	-

Nokian Mine L-5S – all sizes

TT = TUBE-TYPE, to be fitted with tube

TL = TUBELESS, may be fitted with or without tube

Product code	Size	PR	Pattern	TT/ TL	Rim	Permitted rims	Width				Diameter				Loaded static radius		Rolling circumference		Maximum inflation pressure		Load capacity kg/lbs						Tread depth	
							New		Max		New		Max															
							mm	in	mm	in	mm	in	mm	in	mm	in	mm	in	kPa	psi	0 km/h	0 mph	5 km/h	3 mph	10 km/h	5 mph	mm	32 nds in
T487630	12.00-20	20	Mine L-5S	TT	8.5	9.0	320	12.6	349	13.7	1 166	45.9	1 203	47.4	543	21.4	3 428	135.0	850	123	10 300	22 705	7 300	16 095	6 440	14 200	36	45
T445326	17.5-25*	20	Mine L-5S	TL	14.00/1.5	13.00/1.4 (DC)	445	17.5	494	19.4	1 399	55.1	1 460	57.5	645	25.4	4 130	162.6	575	83	13 200	29 100	9 300	20 505	8 250	18 190	66	83
T445325	18.00-25**	28	Mine L-5S	TL	13.00/2.5	15.00/2.5	498	19.6	553	21.8	1 673	65.9	1 758	69.2	772	30.4	4 935	194.3	650	94	21 750	47 950	15 400	33 950	13 600	29 985	79	100
T445324	26.5-25	36	Mine L-5S	TL	22.00/3.0	-	673	26.5	747	29.4	1 798	70.8	1 891	74.4	829	32.6	5 485	215.9	625	91	29 600	65 255	20 900	46 075	18 500	40 785	90	114

Nokian Nordman Mine L-5S

For efficient and comfortable material loading

- Durable Bias-Ply structure
- Cost effective mine tyre – EUR/produced ton
- Compliant with the EU's REACH regulations
- Nordman Mine by Nokian Heavy Tyres Ltd



Remaining tread depth can be easily checked from the tyre side wall

Notice! Nokian Nordman Mine L-5S tyres especially for underground loaders

Sizes

- **Nokian Nordman Mine L-5S 12.00-20 20PR – T845494**
- **Nokian Nordman Mine L-5S 17.5-25 24PR – T845493**
- **Nokian Nordman Mine L-5S 18.00-25 32PR – T845492**

Nokian Nordman Mine L-5S 12.00-20 20PR – T845494

TL = TUBELESS, may be fitted with or without tube

Product code	Size	PR	Pattern	TT/ TL	Rim	Permitted rims	Width				Diameter				Loaded static radius		Rolling circumference		Maximum inflation pressure		Load capacity kg/lbs						Tread depth	
							New		Max		New		Max															
							mm	in	mm	in	mm	in	mm	in	mm	in	mm	in	kPa	psi	0 km/h	0 mph	5 km/h	3 mph	10 km/h	5 mph	mm	32 nds in
T845494	12.00-20	20	Mine L-5S	TL	8.5	9.0	320	12.6	349	13.7	1 166	45.9	1 203	47.4	543	21.4	3 531	139.0	850	123	10 200	22 485	7 300	16 095	6 400	14 110	40	51

Liquid and salt ballasting

Tyre volume 100%		Water filling (75%)		Water / salt filling (75% / -30°C / -22°F)					
				Water		Salt ($CaCl_2$)		Total weight increase	
l	gal (US)	l	gal (US)	l	gal (US)	kg	lbs	kg	lbs
135	35	100	25	83	22	42	95	125	275

Tubes and valves

Valve tubeless	Tube product code	Valve tube-type	T-Code Flap	Flap
TR650	T52810	V3.02.16	195-20	T229530



Nokian Nordman Mine L-5S 17.5-25 24PR – T845493

TL = TUBELESS, may be fitted with or without tube

Product code	Size	PR	Pattern	TT/ TL	Rim	Permitted rims	Width				Diameter				Loaded static radius		Rolling circumference		Maximum inflation pressure		Load capacity kg/lbs						Tread depth	
							New		Max		New		Max															
							mm	in	mm	in	mm	in	mm	in	mm	in	mm	in	kPa	psi	0 km/h	0 mph	5 km/h	3 mph	10 km/h	5 mph	mm	32 nds in
T845493	17.5-25	24	Mine L-5S	TL	14.00/1.5	13.00/1.4(DC)	445	17.5	494	19.4	1 399	55.1	1 460	57.5	660	26.0	4 291	168.9	675	98	14 400	31 745	10 300	22 705	9 000	19 840	66	83

Liquid and salt ballasting

Tyre volume 100%		Water filling (75%)		Water / salt filling (75% / -30°C / -22°F)					
				Water		Salt ($CaCl_2$)		Total weight increase	
l	gal (US)	l	gal (US)	l	gal (US)	kg	lbs	kg	lbs
260	70	195	50	160	42	82	180	242	535

Tubes and valves

Valve tubeless	Tube product code	Valve tube-type	T-Code Flap	Flap
TR650	T55867	TRJ1175	350-25	T299551

Nokian Nordman Mine L-5S 18.00-25 32PR – T845492

TL = TUBELESS, may be fitted with or without tube

Product code	Size	PR	Pattern	TT/ TL	Rim	Permitted rims	Width				Diameter				Loaded static radius		Rolling circumference		Maximum inflation pressure		Load capacity kg/lbs						Tread depth	
							New		Max		New		Max															
							mm	in	mm	in	mm	in	mm	in	mm	in	mm	in	kPa	psi	0 km/h	0 mph	5 km/h	3 mph	10 km/h	5 mph	mm	32 nds in
T845492	18.00-25	32	Mine L-5S	TL	13.00/2.5	15.00/2.5	498	19.6	553	21.8	1 673	65.9	1 758	69.2	773	30.4	5 083	200.1	750	109	24 000	52 910	17 100	37 700	15 000	33 070	80	101

Liquid and salt ballasting

Tyre volume 100%		Water filling (75%)		Water / salt filling (75% / -30°C / -22°F)					
				Water		Salt ($CaCl_2$)		Total weight increase	
l	gal (US)	l	gal (US)	l	gal (US)	kg	lbs	kg	lbs
505	135	380	100	311	82	158	350	469	1 035

Tubes and valves

Valve tubeless	Tube product code	Valve tube-type	T-Code Flap	Flap
TR650	T55831	TRJ1175	350-25	T299551

Nokian Nordman Mine L-5S – all sizes

TL = TUBELESS, may be fitted with or without tube

Product code	Size	PR	Pattern	TT/ TL	Rim	Permitted rims	Width				Diameter				Loaded static radius		Rolling circumference		Maximum inflation pressure		Load capacity kg/lbs						Tread depth	
							New		Max		New		Max															
							mm	in	mm	in	mm	in	mm	in	mm	in	mm	in	kPa	psi	0 km/h	0 mph	5 km/h	3 mph	10 km/h	5 mph	mm	32 nds in
T845494	12.00-20	20	Mine L-5S	TL	8.5	9.0	320	12.6	349	13.7	1 166	45.9	1 203	47.4	543	21.4	3 531	139.0	850	123	10 200	22 485	7 300	16 095	6 400	14 110	40	51
T845493	17.5-25	24	Mine L-5S	TL	14.00/1.5	13.00/1.4(DC)	445	17.5	494	19.4	1 399	55.1	1 460	57.5	660	26.0	4 291	168.9	675	98	14 400	31 745	10 300	22 705	9 000	19 840	66	83
T845492	18.00-25	32	Mine L-5S	TL	13.00/2.5	15.00/2.5	498	19.6	553	21.8	1 673	65.9	1 758	69.2	773	30.4	5 083	200.1	750	109	24 000	52 910	17 100	37 700	15 000	33 070	80	101

Nokian Mine L-3S

Especially designed for use with chains

- Excellent durability and stability
- Tyre diameter to allow easier chain mounting
- Nokian Mine L-3S with protection chains increases productivity and maximizes tyre life

Sizes

- **Nokian Mine L-3S 26.5-25 36PR – T445522**

Nokian Mine L-3S 26.5-25 36PR – T445522

TL = TUBELESS, may be fitted with or without tube

Product code	Size	PR	Pattern	TT/ TL	Rim	Permitted rims	Width				Diameter				Loaded static radius		Rolling circumference		Maximum inflation pressure		Load capacity kg/lbs						Tread depth	
							New		Max		New		Max															
							mm	in	mm	in	mm	in	mm	in	mm	in	mm	in	kPa	psi	0 km/h	0 mph	5 km/h	3 mph	10 km/h	5 mph	mm	32 nds in
T445522	26.5-25	36	Mine L-3S	TL	22.00/3.0	-	650	25.6	722	28.4	1 700	66.9	1 785	70.3	772	30.4	824	32.4	625	91	29 600	65 255	20 900	46 075	18 500	40 785	42	53

Liquid and salt ballasting

Tyre volume 100%		Water filling (75%)		Water / salt filling (75% / -30°C / -22°F)					
				Water		Salt ($CaCl_2$)		Total weight increase	
l	gal (US)	l	gal (US)	l	gal (US)	kg	lbs	kg	lbs
765	200	575	150	471	124	240	530	711	1 565

Tubes and valves

Valve tubeless	Tube product code	Valve tube-type	T-Code Flap	Flap
TR650	-	-		

Nokian Nordman Mine E-4

Durability for articulated dump trucks

- Durable radial all-steel structure
- Excellent choice for rough conditions in quarries
- Cost effective mine tyre - EUR/h

Sizes

- Nokian Nordman Mine E-4 26.5R25 ** – T845483
- Nokian Nordman Mine E-4 29.5R25 ** – T845482

Nokian Nordman Mine E-4 26.5R25 ** – T845483

TL = TUBELESS, may be fitted with or without tube

Product code	Size	PR	Pattern	TT/TL	Rim	Permitted rims	Width				Diameter				Loaded static radius		Rolling circumference		Max inflation pressure		Load capacity kg/lbs		Max inflation pressure		Load capacity kg/lbs		Tread depth	
							New		Max		New		Max															
							mm	in	mm	in	mm	in	mm	in	mm	in	mm	in	kPa	psi	10 km/h	5 mph	kPa	psi	50 km/h	30 mph	mm	32 nds in
T845483	26.5R25	**	Mine E-4	TL	22.00/3.0	22.00/3.0 IF	673	26.5	747	29.4	1 798	70.7	1 891	74.4	769	30.3	5 353	210.7	575	83	18 500	40 785	450	65	11 500	25 355	55	69

Liquid and salt ballasting

Tyre volume 100%		Water filling (75%)		Water / salt filling (75% / -30°C / -22°F)					
				Water		Salt ($CaCl_2$)		Total weight increase	
l	gal (US)	l	gal (US)	l	gal (US)	kg	lbs	kg	lbs
896	235	670	175	551	146	281	620	832	1 835

Tubes and valves

Valve tubeless	Tube product code	Valve tube-type	T-Code Flap	Flap
TR650	-	-		

Nokian Nordman Mine E-4 29.5R25 ** – T845482

TL = TUBELESS, may be fitted with or without tube

Product code	Size	PR	Pattern	TT/TL	Rim	Permitted rims	Width				Diameter				Loaded static radius		Rolling circumference		Max inflation pressure		Load capacity kg/lbs		Max inflation pressure		Load capacity kg/lbs		Tread depth	
							New		Max		New		Max															
							mm	in	mm	in	mm	in	mm	in	mm	in	mm	in	kPa	psi	10 km/h	5 mph	kPa	psi	50 km/h	30 mph	mm	32 nds in
T845482	29.5R25	**	Mine E-4	TL	25.00/3.5	25.00/3.5 IF	750	29.5	833	32.7	1 921	75.6	2 024	79.6	817	32.2	5 749	226.3	575	83	22 400	49 385	450	65	14 000	30 865	60	76

Liquid and salt ballasting

Tyre volume 100%		Water filling (75%)		Water / salt filling (75% / -30°C / -22°F)					
				Water		Salt ($CaCl_2$)		Total weight increase	
l	gal (US)	l	gal (US)	l	gal (US)	kg	lbs	kg	lbs
1 196	315	895	235	736	194	375	825	1 111	2 450

Tubes and valves

Valve tubeless	Tube product code	Valve tube-type	T-Code Flap	Flap
TR650	-	-		

Nokian Nordman Mine E-4 – all sizes

TT = TUBE-TYPE, to be fitted with tube

TL = TUBELESS, may be fitted with or without tube

Product code	Size	PR	Pattern	TT/TL	Rim	Permitted rims	Width				Diameter				Loaded static radius		Rolling circumference		Max inflation pressure		Load capacity kg/lbs		Max inflation pressure		Load capacity kg/lbs		Tread depth	
							New		Max		New		Max															
							mm	in	mm	in	mm	in	mm	in	mm	in	mm	in	kPa	psi	10 km/h	5 mph	kPa	psi	50 km/h	30 mph	mm	32 nds in
T845483	26.5R25	**	Mine E-4	TL	22.00/3.0	22.00/3.0 IF	673	26.5	747	29.4	1 798	70.7	1 891	74.4	769	30.3	5 353	210.7	575	83	18 500	40 785	450	65	11 500	25 355	55	69
T845482	29.5R25	**	Mine E-4	TL	25.00/3.5	25.00/3.5 IF	750	29.5	833	32.7	1 921	75.6	2 024	79.6	817	32.2	5 749	226.3	575	83	22 400	49 385	450	65	14 000	30 865	60	76

Nokian Mine E-3

Sturdiness and reliability for drill rigs

- Sturdy special tyre for drill rigs and other mining machines
- Durable tread ensures long lifespan
- Stable driving response

Sizes

- **Nokian Mine E-3 14.00-24 28PR – T445456**

Nokian Mine E-3 14.00-24 28PR – T445456

TL = TUBELESS, may be fitted with or without tube

Product code	Size	PR	Pattern	TT/TL	Rim	Permitted rims	Width				Diameter				Loaded static radius		Rolling circumference		Inflation pressure		Load capacity kg/lbs						Tread depth	
							New		Max		New		Max															
							mm	in	mm	in	mm	in	mm	in	mm	in	mm	in	kPa	psi	0 km/h	0 mph	10 km/h	5 mph	25 km/h	15 mph	mm	32 nds in
T445456	14.00-24	28	Mine E-3	TL	10.0VA, 10.00WA	10.0, 10.00W	375	14.8	405	15.9	1 368	53.9	1 414	55.7	634	25.0	4 134	162.8	1 000	145	14 345	31 625	12 350	27 225	9 500	20 945	29	37

Liquid and salt ballasting

Tyre volume 100%		Water filling (75%)		Water / salt filling (75% / -30°C / -22°F)					
				Water		Salt ($CaCl_2$)		Total weight increase	
l	gal (US)	l	gal (US)	l	gal (US)	kg	lbs	kg	lbs
230	60	175	45	142	37	72	160	214	470

Tubes and valves

Valve tubeless	Tube product code	Valve tube-type	T-Code Flap	Flap
TR650	T55767	TR1175A	260-24/25	T299531

Nokian Mine King E-4

Reliable tyre for underground mining equipment

- Ready for a long, trouble-free service
- Strong carcass with a maximum operating pressure of 10 bars
- Sharp shoulders and large contact area for better grip
- Deep grooves with a solid middle section enable good puncture resistance and a long service life

Key features

In the tough underground conditions, reliability is the key feature in a tyre. The rugged new Nokian Mine King E-4 gives a lifetime of service for your heavy mining equipment – with no surprises.

Sizes

- **Nokian Mine King E-4 14.00-20 20PR – T445617**

Nokian Mine King E-4 14.00-20 20PR – T445617

TT = TUBE-TYPE, to be fitted with tube

Product code	Size	LI/SS	PR	Pattern	TT/TL	Recommended rim	Permitted rims	Width		Diameter		Loaded static radius		Rolling circumference		Inflation pressure		Load capacity kg/lbs		Tread depth	
								mm	in	mm	in	mm	in	mm	in	kPa	psi	10 km/h	5 mph	mm	32 nds in
T445617	14.00-20	178 A2	20	Mine King E-4	TT	10.0	9.0	372	14.6	1 225	48.2	560	22.0	3 640	143.3	700	102	7 500	16 500	40	50

Load capacity values in loader and dozer applications

Inflation pressure	0 km/h	1 km/h	5 km/h	10 km/h	15 km/h	25 km/h
kPa	kg	kg	kg	kg	kg	kg
375	8 300	6 800	5 900	5 200	4 500	4 200
400	8 600	7 000	6 200	5 400	4 700	4 300
425	9 000	7 300	6 400	5 600	4 900	4 500
450	9 300	7 500	6 600	5 800	5 000	4 600
475	9 600	7 800	6 800	6 000	5 200	4 800
500	9 900	8 000	7 000	6 200	5 400	4 900
525	10 100	8 200	7 200	6 300	5 500	5 100
550	10 400	8 500	7 400	6 500	5 700	5 200
575	10 700	8 700	7 600	6 700	5 800	5 300
600	11 000	8 900	7 800	6 900	6 000	5 500
625	11 200	9 100	8 000	7 000	6 100	5 600
650	11 500	9 300	8 200	7 200	6 200	5 700
675	11 700	9 500	8 400	7 300	6 400	5 900
700	12 000	9 800	8 600	7 500	6 500	6 000

Liquid and salt ballasting

Tyre volume 100%		Water filling (75%)		Water / salt filling (75% / -30°C / -22°F)					
				Water		Salt ($CaCl_2$)		Total weight increase	
l	gal (US)	l	gal (US)	l	gal (US)	kg	lbs	kg	lbs
158	42	119	31	97	26	55	121	152	336

Tubes and valves

USE ALWAYS WITH TUBE

Valve tubeless	Tube product code	Valve tube-type	T-Code Flap	Flap
-	T52920	V3-02-19	225-20	T299537

Nokian Industrial Mine

Durability and agility for drill rigs

- Light and agile special tyre for drill rigs and other mining machines
- Durable rubber compound tailored specifically for mining use
- Abrasion protection that minimises sidewall damage

Sizes

- **Nokian Industrial Mine 14.00-24 28PR – T445446**

Nokian Industrial Mine 14.00-24 28PR – T445446

TT = TUBE-TYPE, to be fitted with tube

Product code	Size	PR	Pattern	TT/TL	Rim	Permitted rims	Width				Diameter				Loaded static radius		Rolling circumference		Maximum inflation pressure		Load capacity kg/lbs						Tread depth	
							New		Max		New		Max															
							mm	in	mm	in	mm	in	mm	in	mm	in	mm	in	kPa	psi	0 km/h	0 mph	10 km/h	5 mph	25 km/h	15 mph	mm	32 nds in
T445446	14.00-24	28	Industrial Mine	TT	10.0	10.00VA, 10.00W	375	14.8	405	15.9	1 368	53.9	1 414	55.7	627	24.7	4 121	162.2	1 000	145	14 345	31 625	12 350	27 225	9 500	20 945	25	32

Liquid and salt ballasting

Tyre volume 100%		Water filling (75%)		Water / salt filling (75% / -30°C / -22°F)					
				Water		Salt ($CaCl_2$)		Total weight increase	
l	gal (US)	l	gal (US)	l	gal (US)	kg	lbs	kg	lbs
230	60	175	45	142	37	72	160	214	470

Tubes and valves

USE ALWAYS WITH TUBE

Valve tubeless	Tube product code	Valve tube-type	T-Code Flap	Flap
-	T55767	TR1175A	260-24/25	T299531

Nokian Armor Gard Mine

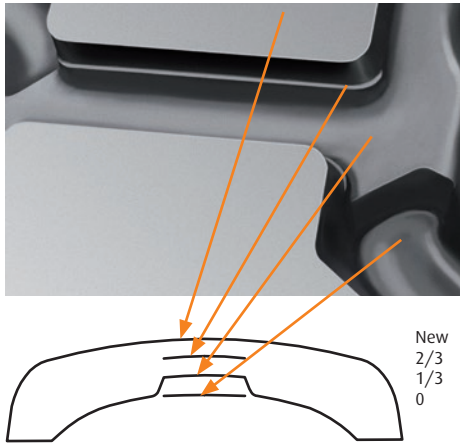

Long service life for mining machines

- Top-class tyre for mining machinery, lift trucks and excavators
- Record-breaking mileage
- Tread design with excellent traction
- Durable construction
- Precise and stable driving response
- Groove depth indicator

Groove depth indicator Nokian Armor Gard Mine

Regular tyre maintenance is made easier by a groove depth indicator. This indicator helps you monitor tyre wear.

Sizes

- **Nokian Armor Gard Mine 9.00-20 16PR – T445562**
- **Nokian Armor Gard Mine 12.00-20 20PR – T445449**

Nokian Armor Gard Mine 9.00-20 16PR – T445562

TT = TUBE-TYPE, to be fitted with tube

Product code	Size	PR	Pattern	TT/TL	Rim	Permitted rims	Width				Diameter				Loaded static radius		Rolling circumference		Maximum inflation pressure		Load capacity kg/lbs						Tread depth	
							New		Max		New		Max															
							mm	in	mm	in	mm	in	mm	in	mm	in	mm	in	kPa	psi	0 km/h	0 mph	10 km/h	5 mph	25 km/h	15 mph	mm	32 nds in
T445562	9.00-20	16	Armor Gard Mine	TT	7.0	7.5	269	10.6	291	11.5	1 026	40.4	1 057	41.6	497	19.6	3 123	123.0	1 000	145	7 200	15 875	6 200	13 670	4 750	10 470	20	25

Liquid and salt ballasting

Tyre volume 100%		Water filling (75%)		Water / salt filling (75% / -30°C / -22°F)					
				Water		Salt ($CaCl_2$)		Total weight increase	
l	gal (US)	l	gal (US)	l	gal (US)	kg	lbs	kg	lbs
90	25	70	20	55	15	28	60	84	185

Tubes and valves

USE ALWAYS WITH TUBE

Valve tubeless	Tube product code	Valve tube-type	T-Code Flap	Flap
-	T52520	TR175	170-20	T299520

Nokian Armor Gard Mine 12.00-20 20PR – T445449

TT = TUBE-TYPE, to be fitted with tube

Product code	Size	PR	Pattern	TT/TL	Rim	Permitted rims	Width				Diameter				Loaded static radius		Rolling circumference		Maximum inflation pressure		Load capacity kg/lbs						Tread depth	
							New		Max		New		Max															
							mm	in	mm	in	mm	in	mm	in	mm	in	mm	in	kPa	psi	0 km/h	0 mph	10 km/h	5 mph	25 km/h	15 mph	mm	32 nds in
T445449	12.00-20	20	Armor Gard Mine	TT	8.5	9.0	325	12.8	351	13.8	1 125	44.3	1 162	45.7	516	20.3	3 393	133.6	1 000	145	10 420	22 970	8 970	19 775	6 900	15 210	25.5	32

Liquid and salt ballasting

Tyre volume 100%		Water filling (75%)		Water / salt filling (75% / -30°C / -22°F)					
				Water		Salt ($CaCl_2$)		Total weight increase	
l	gal (US)	l	gal (US)	l	gal (US)	kg	lbs	kg	lbs
145	40	110	30	89	24	45	100	135	295

Tubes and valves

USE ALWAYS WITH TUBE

Valve tubeless	Tube product code	Valve tube-type	T-Code Flap	Flap
-	T52810	V3.02.16	195-20	T299530

Nokian Armor Gard Mine – all sizes

TT = TUBE-TYPE, to be fitted with tube

Product code	Size	PR	Pattern	TT/TL	Rim	Permitted rims	Width				Diameter				Loaded static radius		Rolling circumference		Maximum inflation pressure		Load capacity kg/lbs						Tread depth	
							New		Max		New		Max															
							mm	in	mm	in	mm	in	mm	in	mm	in	mm	in	kPa	psi	0 km/h	0 mph	10 km/h	5 mph	25 km/h	15 mph	mm	32 nds in
T445562	9.00-20	16	Armor Gard Mine	TT	7.0	7.5	269	10.6	291	11.5	1 026	40.4	1 057	41.6	497	19.6	3 123	123.0	1 000	145	7 200	15 875	6 200	13 670	4 750	10 470	20	25
T445449	12.00-20	20	Armor Gard Mine	TT	8.5	9.0	325	12.8	351	13.8	1 125	44.3	1 162	45.7	516	20.3	3 393	133.6	1 000	145	10 420	22 970	8 970	19 775	6 900	15 210	25.5	32

Mine tyre maintenance

To utilise the full capacity of a mining tyre, it is recommended to check the inflation pressure at least once a week. Keeping the pressure at a sufficient level prevents tyre break-up caused by high heat generation. Pressure maintenance reduces cuts and cracks on tyre sidewalls by keeping the tyre contour in design width.

It is also recommended to keep a tyre check diary. This makes it easier to determine the interval and the need for maintenance. A diary helps maintenance when machines are operated in several shifts and by different operators. Regular check-ups help in starting repair procedures early enough to save in tyre costs.

When checking the inflation pressure, please observe also the tyre temperature. A rise of 10 degrees centigrade / 50 Fahrenheit will increase the inflation pressure approximately 0,1 bar / 1,0 psi Use only reliable and calibrated pressure gauges. A regular gauge re-calibration should also be performed.

A cut on a tyre sidewall, caused in example by sharp stones, should always be repaired before it proceeds to let moisture reach into the tyre reinforcing cords.

Narrow mine tunnels often wear tread more from the outer side of a tyre. It is recommended to swap tyres from one side to the other to gain more tyre hours.

The Nokian Mine L-5S features a tread wear indicator. Besides this it is also recommended to mark the actual tread wear (mm / in) into the tyre check diary.

In handling a TL (tubeless) tyre make sure that the rim is not damaged. Even a small abrasion on a tyre by a damaged or a faulty rim can lead to excessive air leak. A defective rim is always a serious safety hazard. With a TL tyre always use a tubeless rim.

Notice! Regular inflation pressure maintenance ensures long service life.

Earthmoving and road maintenance equipment tyres

Nokian Heavy Tyres produces tyres for wheel loaders, excavators, graders, backhoe loaders and waste treatment machines. These tyres offer supreme grip, driving comfort and durability. Tools for effortless and efficient contracting.

Contents

Earthmoving and road maintenance equipment tyres

238 **Nokian Hakkapeliitta Loader**

242 **Nokian Loader Grip**

245 **Nokian Loader Grip 2**

248 **Nokian Loader Grip 3**

251 **Nokian Armor Gard**

255 **Nokian TRI 2**

257 **Nokian Hakkapeliitta TRI**

265 **Nokian TRI 2 Extreme Steel**

270 **Nokian TRI Steel**

273 **Nokian TRI Backhoe**

276 **Nokian GRS**

279 **Nokian Excavator**

283 **Nokian TRS LS-2 SF Excavator**

286 **Nokian Forest Rider**

287 **Nokian CT**

288 **Contact areas on a hard driving surface**
290 **Studs and chains**
292 **Mounting tyres on four wheel drive tractors**

NOTICE!
Manual may contain technical information also on omitted products.

Nokian Hakkapeliitta Loader

Winter tyre for wheel loaders

- Open block design creates excellent self-cleaning
- Aggressive tread design creates reference level lateral and traction grip
- New compound and more rubber in the tread creates better grip and increased lifetime
- Re-designed carcass structure gives more lifetime and better stability
- Siped non-directional thread design with pre-marked stud position

Sizes

- **Nokian Hakkapeliitta Loader 17.5R25 – T445590**
- **Nokian Hakkapeliitta Loader 20.5R25 – T445591**
- **Nokian Hakkapeliitta Loader 23.5R25 – T445592**

Nokian Hakkapeliitta Loader 17.5R25 – T445590

Product code	Size	LI/SS	PR	TT/TL	Rim	Permitted rims	Width		Diameter		Inflation pressure		Tread depth		Loaded static radius		Rolling circumference	
							mm	in	mm	in	kPa	psi	mm	32 nds	mm	in	mm	in
T445590	17.5R25	176 A2 / 153 A8	*	TL	14.00/1.5	14.00/1.3 (DC), 14.00/1.4 (DC)	446	17.6	1 344	52.9	450	65	27	34	593	23.3	4 078	160.6

Load capacity values at different speeds and pressures

Inflation pressure	0 km/h	1 km/h	5 km/h	10 km/h	15 km/h	25 km/h	Inflation pressure	0 mph	Creep	2.5 mph	5 mph	10 mph	15 mph
kPa	kg	kg	kg	kg	kg	kg	psi	lb	lb	lb	lb	lb	lb
250	7 300	5 900	5 200	4 600	4 000	3 700	25	12 200	9 900	8 700	7 700	6 600	6 100
275	7 900	6 400	5 600	4 900	4 300	3 900	30	14 000	11 400	10 000	8 800	7 600	7 000
300	8 400	6 800	6 000	5 200	4 600	4 200	35	15 700	12 800	11 200	9 900	8 500	7 900
325	8 900	7 200	6 300	5 600	4 800	4 400	40	17 400	14 100	12 400	10 900	9 400	8 700
350	9 400	7 600	6 700	5 900	5 100	4 700	45	19 000	15 400	13 500	11 900	10 300	9 500
375	9 900	8 100	7 100	6 200	5 400	5 000	50	20 500	16 700	14 600	12 900	11 200	10 300
400	10 400	8 400	7 400	6 500	5 700	5 200	55	22 100	17 900	15 700	13 900	12 000	11 000
425	10 900	8 800	7 800	6 800	5 900	5 400	60	23 500	19 100	16 800	14 800	12 800	11 800
450	11 400	9 200	8 100	7 100	6 200	5 700	65	25 000	20 300	17 800	15 700	13 600	12 500

Nokian Hakkapeliitta Loader 20.5R25 – T445591

TL = TUBELESS, may be fitted with or without tube

Product code	Size	LI/SS	PR	TT/TL	Rim	Permitted rims	Width		Diameter		Inflation pressure		Tread depth		Loaded static radius		Rolling circumference	
							mm	in	mm	in	kPa	psi	mm	32 nds	mm	in	mm	in
T445591	20.5R25	186 A2	*	TL	17.00/2.0	17.00/2.0 IF	538	21.2	1 486	58.5	450	65	31	39	650	25.6	4 509	177.5

Load capacity values at different speeds and pressures

Inflation pressure	0 km/h	1 km/h	5 km/h	10 km/h	15 km/h	25 km/h	Inflation pressure	0 mph	Creep	2.5 mph	5 mph	10 mph	15 mph
kPa	kg	kg	kg	kg	kg	kg	psi	lb	lb	lb	lb	lb	lb
250	9 800	7 900	7 000	6 100	5 300	4 900	25	16 400	13 300	11 700	10 200	8 900	8 200
275	10 500	8 500	7 500	6 600	5 700	5 300	30	18 800	15 200	13 400	11 700	10 200	9 400
300	11 200	9 100	8 000	7 000	6 100	5 600	35	21 100	17 100	15 000	13 100	11 400	10 600
325	11 900	9 700	8 500	7 400	6 500	6 000	40	23 300	18 900	16 600	14 500	12 600	11 700
350	12 600	10 200	9 000	7 900	6 800	6 300	45	25 400	20 600	18 100	15 900	13 800	12 800
375	13 300	10 800	9 400	8 300	7 200	6 600	50	27 500	22 300	19 600	17 200	14 900	13 800
400	13 900	11 300	9 900	8 700	7 600	7 000	55	29 600	24 000	21 100	18 400	16 100	14 800
425	14 600	11 800	10 400	9 100	7 900	7 300	60	31 500	25 600	22 500	19 700	17 100	15 800
450	15 200	12 400	10 800	9 500	8 300	7 600	65	33 500	27 200	23 900	20 900	18 200	16 800

Nokian Hakkapeliitta Loader 23.5R25 – T445592

TL = TUBELESS, may be fitted with or without tube

Product code	Size	LI/SS	PR	TT/TL	Rim	Permitted rims	Width		Diameter		Inflation pressure		Tread depth		Loaded static radius		Rolling circumference	
							mm	in	mm	in	kPa	psi	mm	32 nds	mm	in	mm	in
T445592	23.5R25	195 A2	*	TL	19.50/2.5	19.50/2.5 IF	615	24.2	1 610	64.6	450	65	34	43	695	27.4	4 850	190.9

Load capacity values at different speeds and pressures

Inflation pressure	0 km/h	1 km/h	5 km/h	10 km/h	15 km/h	25 km/h	Inflation pressure	0 mph	Creep	2.5 mph	5 mph	10 mph	15 mph
kPa	kg	kg	kg	kg	kg	kg	psi	lb	lb	lb	lb	lb	lb
250	12 500	10 200	8 900	7 800	6 800	6 300	25	21 000	17 000	14 900	13 100	11 400	10 500
275	13 400	10 900	9 600	8 400	7 300	6 700	30	24 000	19 500	17 100	15 000	13 000	12 000
300	14 300	11 700	10 200	9 000	7 800	7 200	35	27 000	21 900	19 200	16 800	14 600	13 500
325	15 200	12 400	10 900	9 500	8 300	7 600	40	29 800	24 200	21 200	18 600	16 200	14 900
350	16 100	13 100	11 500	10 100	8 800	8 100	45	32 600	26 400	23 100	20 300	17 700	16 200
375	17 000	13 800	12 100	10 600	9 200	8 500	50	35 200	28 600	25 100	22 000	19 100	17 600
400	17 800	14 500	12 700	11 100	9 700	8 900	55	37 800	30 700	26 900	23 600	20 600	18 900
425	18 600	15 100	13 300	11 600	10 100	9 300	60	40 400	32 800	28 700	25 200	21 900	20 200
450	19 400	15 800	13 900	12 200	10 600	9 700	65	42 900	34 800	30 500	26 800	23 300	21 400

Nokian Hakkapeliitta Loader – all sizes

TL = TUBELESS, may be fitted with or without tube

Product code	Size	LI/SS	PR	TT/TL	Rim	Permitted rims	Width		Diameter		Inflation pressure		Tread depth		Loaded static radius		Rolling circumference	
							mm	in	mm	in	kPa	psi	mm	32 nds	mm	in	mm	in
T445590	17.5R25	176 A2 / 153 A8	*	TL	14.00/1.5	14.00/1.3 (DC), 14.00/1.4 (DC)	446	17.6	1 344	52.9	450	65	27	34	593	23.3	4 078	160.6
T445591	20.5R25	186 A2	*	TL	17.00/2.0	17.00/2.0 IF	538	21.2	1 486	58.5	450	65	31	39	650	25.6	4 509	177.5
T445592	23.5R25	195 A2	*	TL	19.50/2.5	19.50/2.5 IF	615	24.2	1 610	64.6	450	65	34	43	695	27.4	4 850	190.9

Nokian Hakkapeliitta Loader

Inflation pressure recommendations

Size: 17.5R25

Manufacturer	Model	Empty vehicle weight		Tipping load static		Inflation pressure Front axle		Inflation pressure Rear axle	
		kb	lb	kg	lb	kPa	psi	kPa	psi
CAT	IT14G*	8 450	18 629	4 500	9 921	375	54	225	33
CAT	914K*	8 181	18 036	5 578	12 297	375	54	225	33
CAT	924H	11 730	25 860	8 740	19 268	450	65	300	44
JCB	411 & 413S	8 830	19 467	6 610	14 573	375	54	225	33
JCB	417S ZX	9 510	20 966	7 250	15 984	400	58	225	33
JCB	418S ZX	9 600	21 164	7 240	15 962	400	58	250	36
Liebherr	L524	11 100	24 471	8 500	18 739	475	69	300	44
Liebherr	L528	11 500	25 353	9 560	21 076	500	73	325	47
Ljungby	L9	10 500	23 146	6 500	14 330	450	65	300	44
Volvo	L60H	12 400	27 337	6 570	14 484	500	73	300	44

ASSUMPTIONS: Normal bucket. Max speed with full bucket 12.5 mph / *20 mph. Max speed with empty vehicle 25 mph.
ASSUMPTIONS: Normal bucket. Max speed with full bucket 20 km/h / *30 km/h. Max speed with empty vehicle 40 km/h.

Size: 20.5R25

Manufacturer	Model	Empty vehicle weight		Tipping load static		Inflation pressure Front axle		Inflation pressure Rear axle	
		kb	lb	kg	lb	kPa	psi	kPa	psi
CAT	930K	14 400	31 747	10 100	22 267	400	58	275	40
CAT	938K	16 350	36 046	12 200	26 896	475	69	300	44
Komatsu	270-7	13 100	28 881	10 100	22 267	350	51	225	33
Komatsu	320-7	16 000	35 274	11 560	25 485	450	65	300	44
Liebherr	L538	13 400	29 542	10 700	23 590	375	54	250	36
Liebherr	L542	14 000	30 865	11 600	25 574	400	58	275	40
Volvo	L70H	14 480	31 923	9 860	21 738	400	58	275	40
Volvo	L90H	15 990	35 252	11 470	25 287	450	65	300	44

ASSUMPTIONS: Normal bucket. Max speed with full bucket 12.5 mph. Max speed with empty vehicle 25 mph.
ASSUMPTIONS: Normal bucket. Max speed with full bucket 20 km/h. Max speed with empty vehicle 40 km/h.

Size: 23.5R25

Manufacturer	Model	Empty vehicle weight		Tipping load static		Inflation pressure Front axle		Inflation pressure Rear axle	
		kb	lb	kg	lb	kPa	psi	kPa	psi
CAT	950K	20 131	44 381	13 719	30 245	450	65	300	44
CAT	962M	20 226	44 591	13 358	29 449	450	65	300	44
Komatsu	WA380-6	17 583	38 764	14 563	32 106	375	54	200	29
Komatsu	WA430-6	18 533	40 858	14 963	32 988	400	58	225	33
Liebherr	L550	16 590	36 575	13 204	29 110	350	51	225	33
Ljungby	L18, Tier IIIB engine	19 000	41 888	13 900	30 644	425	62	275	40
Volvo	L110G	18 405	40 576	14 401	31 749	375	54	225	33
Volvo	L120F	20 010	44 116	14 540	32 055	450	65	300	44

ASSUMPTIONS: Normal bucket. Max speed with full bucket 12.5 mph / *20 mph. Max speed with empty vehicle 25 mph.
ASSUMPTIONS: Normal bucket. Max speed with full bucket 20 km/h / *30 km/h. Max speed with empty vehicle 40 km/h.

Nokian Loader Grip

Absolute grip and durability for wheel loaders and other work machines

- Excellent traction and lateral grip on soft gravel and slippery roads
- Strong and sturdy structure – stability even on demanding sites
- Abrasion protection against sidewall cuts and chafing

Sizes

- Nokian Loader Grip 17.5R25 – T445255
- Nokian Loader Grip 20.5R25 – T445171
- Nokian Loader Grip 23.5R25 – T445223

Nokian Loader Grip 17.5R25 – T445255

TL = TUBELESS, may be fitted with or without tube

Product code	Size	LI/SS	Pattern	TT/TL	Rim	Permitted rims	Width New		Width Max		Diameter New		Diameter Max		Loaded static radius		Rolling circumference		Inflation pressure		Loading load capacity kg/lbs 10 km/h	5 mph	Inflation pressure		Transport load capacity kg/lbs 50 km/h	30 mph	Tread depth	
							mm	in	mm	in	mm	in	mm	in	mm	in	mm	in	kPa	psi			kPa	psi			mm	32 nds in
T445255	17.5R25	157 B/176 A2	Loader Grip	TL	14.00/1.5	14.00/1.3(DC) 13.00/1.4(DC)	445	17.5	494	19.4	1 348	53.1	1 405	55.3	594	23.4	4 059	159.8	450	65	7 100	15 655	350	51	4 125	9 095	28	35

Nokian Loader Grip 20.5R25 – T445171

TL = TUBELESS, may be fitted with or without tube

Product code	Size	LI/SS	Pattern	TT/TL	Rim	Permitted rims	Width New		Width Max		Diameter New		Diameter Max		Loaded static radius		Rolling circumference		Inflation pressure		Loading load capacity kg/lbs 10 km/h	5 mph	Inflation pressure		Transport load capacity kg/lbs 50 km/h	30 mph	Tread depth	
							mm	in	mm	in	mm	in	mm	in	mm	in	mm	in	kPa	psi			kPa	psi			mm	32 nds in
T445171	20.5R25	168 B/186 A2	Loader Grip	TL	17.00/2.0	-	521	20.5	577	22.7	1 493	58.8	1 561	61.5	648	25.5	4 500	177.2	450	65	9 500	20 945	350	51	5 600	12 345	31	39

Liquid and salt ballasting

Tyre volume 100%		Water filling (75%)		Water / salt filling (75% / -30°C / -22°F) Water		Salt ($CaCl_2$)		Total weight increase	
l	gal (US)	l	gal (US)	l	gal (US)	kg	lbs	kg	lbs
495	130	370	100	305	80	155	340	460	1 015

Tubes and valves

Valve tubeless	Tube product code	Valve tube-type
TR 650, TR 618 A	T55831	TRJ1175

Nokian Loader Grip 23.5R25 – T445223

TL = TUBELESS, may be fitted with or without tube

Product code	Size	LI/SS	Pattern	TT/TL	Rim	Permitted rims	Width				Diameter				Loaded static radius		Rolling circumference		Inflation pressure		Loading load capacity kg/lbs		Inflation pressure		Transport load capacity kg/lbs		Tread depth	
							New		Max		New		Max															
							mm	in	mm	in	mm	in	mm	in	mm	in	mm	in	kPa	psi	10 km/h	5 mph	kPa	psi	50 km/h	30 mph	mm	32 nds in
T445223	23.5R25	176 B/195 A2	Loader Grip	TL	19.50/2.5	-	597	23.5	663	26.1	1 617	63.7	1 696	66.8	700	27.6	4 880	192.1	450	65	12 150	26 785	350	51	7 100	15 655	34	43

Nokian Loader Grip – all sizes

TL = TUBELESS, may be fitted with or without tube

Product code	Size	LI/SS	Pattern	TT/TL	Rim	Permitted rims	Width				Diameter				Loaded static radius		Rolling circumference		Inflation pressure		Loading load capacity kg/lbs		Inflation pressure		Transport load capacity kg/lbs		Tread depth	
							New		Max		New		Max															
							mm	in	mm	in	mm	in	mm	in	mm	in	mm	in	kPa	psi	10 km/h	5 mph	kPa	psi	50 km/h	30 mph	mm	32 nds in
T445255	17.5R25	157 B/176 A2	Loader Grip	TL	14.00/1.5	14.00/1.3(DC) 13.00/1.4(DC)	445	17.5	494	19.4	1 348	53.1	1 405	55.3	594	23.4	4 059	159.8	450	65	7 100	15 655	350	51	4 125	9 095	28	35
T445171	20.5R25	168 B/186 A2	Loader Grip	TL	17.00/2.0	-	521	20.5	577	22.7	1 493	58.8	1 561	61.5	648	25.5	4 500	177.2	450	65	9 500	20 945	350	51	5 600	12 345	31	39
T445223	23.5R25	176 B/195 A2	Loader Grip	TL	19.50/2.5	-	597	23.5	663	26.1	1 617	63.7	1 696	66.8	700	27.6	4 880	192.1	450	65	12 150	26 785	350	51	7 100	15 655	34	43

Nokian Loader Grip 2

Absolute grip and durability for wheel loaders and other work machines

- Excellent traction and lateral grip on soft gravel and slippery roads
- Strong and sturdy structure – stability even on demanding sites
- Abrasion protection against sidewall cuts and chafing



Nokian Loader Grip 2 tread depth indicator

Sizes

- **Nokian Loader Grip 2 15.5R25 – T445463**
- **Nokian Loader Grip 2 17.5R25 – T845478**

Nokian Loader Grip 2 15.5R25 – T445463

TL = TUBELESS, may be fitted with or without tube

Product code	Size	LI/SS	Pattern	TT/TL	Rim	Permitted rims	Width				Diameter				Loaded static radius		Rolling circumference		Inflation pressure		Loading load capacity kg/lbs		Inflation pressure		Transport load capacity kg/lbs		Tread depth	
							New		Max		New		Max															
							mm	in	mm	in	mm	in	mm	in	mm	in	mm	in	kPa	psi	10 km/h	5 mph	kPa	psi	50 km/h	30 mph	mm	32 nds in
T445463	15.5R25	152 B / 169 A2	Loader Grip 2	TL	12.00/1.3	13.00/1.4(DC)	394	15.5	437	17.2	1 277	50.3	1 328	52.3	558	22.0	3 870	152.4	450	65	5 800	12 785	350	51	3 550	7 825	23	29

Liquid and salt ballasting

Tyre volume 100%		Water filling (75%)		Water / salt filling (75% / -30°C / -22°F)					
				Water		Salt ($CaCl_2$)		Total weight increase	
l	gal (US)	l	gal (US)	l	gal (US)	kg	lbs	kg	lbs
247	65	185	50	152	40	77	170	229	505

Tubes and valves

Valve tubeless	Tube product code	Valve tube-type
TR 650, TR 618 A	-	-

Nokian Loader Grip 2 17.5R25 – T845478

TL = TUBELESS, may be fitted with or without tube

Product code	Size	LI/SS	Pattern	TT/TL	Rim	Permitted rims	Width				Diameter				Loaded static radius		Rolling circumference		Inflation pressure		Loading load capacity kg/lbs		Inflation pressure		Transport load capacity kg/lbs		Tread depth	
							New		Max		New		Max															
							mm	in	mm	in	mm	in	mm	in	mm	in	mm	in	kPa	psi	10 km/h	5 mph	kPa	psi	50 km/h	30 mph	mm	32 nds in
T845478	17.5R25*	167 B / 182 A2	Loader Grip 2	TL	14.00 / 1.5	14.00/1.3(DC) 13.00/1.4(DC)	445	17.5	494	19.4	1 348	53.1	1 405	55.3	589	23.2	4 053	159.6	575	83	8 500	18 740	450	65	5 450	12 015	28	35

* All-Steel Radial

Nokian Loader Grip 2 – all sizes

TL = TUBELESS, may be fitted with or without tube

Product code	Size	LI/SS	Pattern	TT/TL	Rim	Permitted rims	Width				Diameter				Loaded static radius		Rolling circumference		Inflation pressure		Loading load capacity kg/lbs		Inflation pressure		Transport load capacity kg/lbs		Tread depth	
							New		Max		New		Max															
							mm	in	mm	in	mm	in	mm	in	mm	in	mm	in	kPa	psi	10 km/h	5 mph	kPa	psi	50 km/h	30 mph	mm	32 nds in
T445463	15.5R25	152 B / 169 A2	Loader Grip 2	TL	12.00/1.3	13.00/1.4(DC)	394	15.5	437	17.2	1 277	50.3	1 328	52.3	558	22.0	3 870	152.4	450	65	5 800	12 785	350	51	3 550	7 825	23	29
T845478	17.5R25*	167 B / 182 A2	Loader Grip 2	TL	14.00 / 1.5	14.00/1.3(DC) 13.00/1.4(DC)	445	17.5	494	19.4	1 348	53.1	1 405	55.3	589	23.2	4 053	159.6	575	83	8 500	18 740	450	65	5 450	12 015	28	35

Nokian Loader Grip 3

High traction special tyre for articulated wheel loaders and dump trucks

- Nokian Loader Grip 3's sharp edged pattern design provides high non-directional traction for great productivity and safety
- Strong sidewalls with extra protective rib
- Groove geometry is designed for excellent self-cleaning
- Optimal tread-block size offers great ground contact and All-Steel construction provides long service life

Nokian Loader Grip 3 tread depth indicator

Sizes

- **Nokian Loader Grip 3 20.5R25 – T845479**
- **Nokian Loader Grip 3 23.5R25 – T845480**
- **Nokian Loader Grip 3 26.5R25 – T845481**

Nokian Loader Grip 3 20.5R25 – T845479

TL = TUBELESS, may be fitted with or without tube

Product code	Size	LI/SS	Pattern	TT/TL	Rim	Permitted rims	Width New		Width Max		Diameter New		Diameter Max		Loaded static radius		Rolling circumference		Inflation pressure		Loading load capacity kg/lbs		Inflation pressure		Transport load capacity kg/lbs		Tread depth	
							mm	in	mm	in	mm	in	mm	in	mm	in	mm	in	kPa	psi	10 km/h	5 mph	kPa	psi	50 km/h	30 mph	mm	32 nds in
T845479	20.5R25*	177 B / 193 A2	Loader Grip 3	TL	17.00 / 2.0	17.00 / 2.0	520	20.5	577	22.7	1 492	58.7	1 561	61.5	648	25.5	4 505	177.4	575	83	11 500	25 355	450	65	7 300	16 095	31	39

* All-Steel Radial

Liquid and salt ballasting

Tyre volume 100%		Water filling (75%)		Water / salt filling (75% / -30°C / -22°F)					
				Water		Salt ($CaCl_2$)		Total weight increase	
l	gal (US)	l	gal (US)	l	gal (US)	kg	lbs	kg	lbs
470	125	355	95	289	75	147	325	437	965

Tubes and valves

Valve tubeless	Tube product code	Valve tube-type
TR 650, TR 618 A	-	-

Nokian Loader Grip 3 23.5R25 – T845480

TL = TUBELESS, may be fitted with or without tube

Product code	Size	LI/SS	Pattern	TT/TL	Rim	Permitted rims	Width New		Width Max		Diameter New		Diameter Max		Loaded static radius		Rolling circumference		Inflation pressure		Loading load capacity kg/lbs		Inflation pressure		Transport load capacity kg/lbs		Tread depth	
							mm	in	mm	in	mm	in	mm	in	mm	in	mm	in	kPa	psi	10 km/h	5 mph	kPa	psi	50 km/h	30 mph	mm	32 nds in
T845480	23.5R25*	185 B / 201 A2	Loader Grip 3	TL	19.50/2.5	19.50 / 2.5 IF	597	23.5	663	26.1	1 617	63.7	1 696	66.8	701	27.6	4 863	191.5	575	83	14 500	31 965	450	65	9 250	20 395	36	45

* All-Steel Radial

Liquid and salt ballasting

Tyre volume 100%		Water filling (75%)		Water / salt filling (75% / -30°C / -22°F)					
				Water		Salt ($CaCl_2$)		Total weight increase	
l	gal (US)	l	gal (US)	l	gal (US)	kg	lbs	kg	lbs
655	175	490	130	403	105	205	455	609	1 340

Tubes and valves

Valve tubeless	Tube product code	Valve tube-type
TR 650, TR 618 A	-	-

Nokian Loader Grip 3 26.5R25 – T845481

TL = TUBELESS, may be fitted with or without tube

Product code	Size	LI/SS	Pattern	TT/TL	Rim	Permitted rims	Width New		Width Max		Diameter New		Diameter Max		Loaded static radius		Rolling circumference		Inflation pressure		Loading load capacity kg/lbs		Inflation pressure		Transport load capacity kg/lbs		Tread depth	
							mm	in	mm	in	mm	in	mm	in	mm	in	mm	in	kPa	psi	10 km/h	5 mph	kPa	psi	50 km/h	30 mph	mm	32 nds in
T845481	26.5R25*	193 B / 209 A2	Loader Grip 3	TL	22.00/3.0	22.00 / 3.0 IF	673	26.5	747	29.4	1 750	70.8	1 839	74.4	749	29.96	5 284	211.36	575	83	18 500	40 785	450	65	11 500	25 355	40	51

* All-Steel Radial

Liquid and salt ballasting

Tyre volume 100%		Water filling (75%)		Water / salt filling (75% / -30°C / -22°F) Water		Salt ($CaCl_2$)		Total weight increase	
l	gal (US)	l	gal (US)	l	gal (US)	kg	lbs	kg	lbs
840	220	630	165	517	135	264	580	780	1 720

Tubes and valves

Valve tubeless	Tube product code	Valve tube-type
TR 650, TR 618 A	-	-

Nokian Loader Grip 3 – all sizes

TL = TUBELESS, may be fitted with or without tube

Product code	Size	LI/SS	Pattern	TT/TL	Rim	Permitted rims	Width New		Width Max		Diameter New		Diameter Max		Loaded static radius		Rolling circumference		Inflation pressure		Loading load capacity kg/lbs		Inflation pressure		Transport load capacity kg/lbs		Tread depth	
							mm	in	mm	in	mm	in	mm	in	mm	in	mm	in	kPa	psi	10 km/h	5 mph	kPa	psi	50 km/h	30 mph	mm	32 nds in
T845479	20.5R25*	177 B / 193 A2	Loader Grip 3	TL	17.00 / 2.0	17.00 / 2.0	520	20.5	577	22.7	1 492	58.7	1 561	61.5	648	25.5	4 505	177.4	575	83	11 500	25 355	450	65	7 300	16 095	31	39
T845480	23.5R25*	185 B / 201 A2	Loader Grip 3	TL	19.50/2.5	19.50 / 2.5 IF	597	23.5	663	26.1	1 617	63.7	1 696	66.8	701	27.6	4 863	191.5	575	83	14 500	31 965	450	65	9 250	20 395	36	45
T845481	26.5R25*	193 B / 209 A2	Loader Grip 3	TL	22.00/3.0	22.00 / 3.0 IF	673	26.5	747	29.4	1 750	70.8	1 839	74.4	749	29.96	5 284	211.36	575	83	18 500	40 785	450	65	11 500	25 355	40	51

Nokian Armor Gard

Long service life for material handling equipment and loaders

- Precise and stable driving response
- Durable carcass
- Good traction
- Record-breaking mileage
- With groove depth indicator

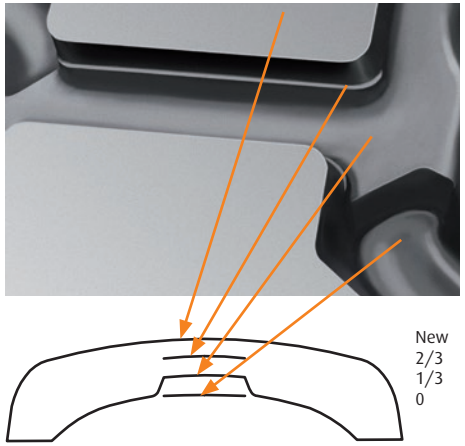

Groove depth indicator Nokian Armor Gard

Regular tyre maintenance is made easier by a groove depth indicator. This indicator helps you monitor tyre wear.

Sizes

- Nokian Armor Gard 9.00-20 14PR – T445452
- Nokian Armor Gard 10.00-20 16PR – T445451
- Nokian Armor Gard 11.00-20 16PR – T445450
- Nokian Armor Gard 12.00-20 20PR – T445449

Nokian Armor Gard 9.00-20 14PR – T445452

TT = TUBE-TYPE, to be fitted with tube

Product code	Size	PR	Pattern	TT/ TL	Rim	Permit-ted rims	Width				Diameter				Loaded static radius		Rolling circum-ference		Inflation pressure		Load capacity kg/lbs														Total tread depth	
																					Forklift trucks								Other vehicles							
							New		Max		New		Max								25 km/h / 15 mph				35 km/h / 22 mph											
							mm	in	mm	in	mm	in	mm	in	mm	in	mm	in	kPa	psi	Steering		Drive		Steering		Drive		10 km/h	5 mph	25 km/h	15 mph	40 km/h	25 mph	50 km/h	30 mph	mm	32 nds in
T445452	9.00-20	14	Armor Gard	TT	7.0	7.5	269	10.6	291	11.5	1 026	40.4	1 057	41.6	469	18.5	3 017	118.8	900	131	4 500	9 920	5 850	12 895	4 165	9 180	5 625	12 400	5 850	12 895	4 500	9 920	4 005	8 830	3 780	8 335	20	25

Nokian Armor Gard in excavator use

Inflation pressure		Load capacity kg/lbs											
		Stationary											
kPa	psi	kg	lbs	5 km/h	2.5 mph	10 km/h	5 mph	20 km/h	12.5 mph	30 km/h	20 mph	40 km/h	25 mph
600	87	5150	11355	4330	9545	3710	8180	3090	6810	2580	5690	2160	4760
675	98	5600	12345	4700	10360	4030	8885	3360	7405	2800	6175	2350	5180
750 max	109 max	6250	13780	5250	11575	4500	9920	3750	8265	3130	6900	2620	5775

Notice!
In excavator use do not exceed the maximum pressure given in the table!

Liquid and salt ballasting

Tyre volume 100%		Water filling (75%)		Water / salt filling (75% / -30°C / -22°F)					
				Water		Salt ($CaCl_2$)		Total weight increase	
l	gal (US)	l	gal (US)	l	gal (US)	kg	lbs	kg	lbs
90	25	70	20	55	15	28	60	84	185

Tubes and valves

USE ALWAYS WITH TUBE

Valve tubeless	Tube product code	Valve tube-type	T-Code Flap	Flap
-	T52520	TR175	T299520	170-20

Nokian Armor Gard 10.00-20 16PR – T445451

TT = TUBE-TYPE, to be fitted with tube

Product code	Size	PR	Pattern	TT/ TL	Rim	Permit-ted rims	Width				Diameter				Loaded static radius		Rolling circum-ference		Inflation pressure		Load capacity kg/lbs														Total tread depth	
																					Forklift trucks								Other vehicles							
							New		Max		New		Max								25 km/h / 15 mph				35 km/h / 22 mph											
							mm	in	mm	in	mm	in	mm	in	mm	in	mm	in	kPa	psi	Steering		Drive		Steering		Drive		10 km/h	5 mph	25 km/h	15 mph	40 km/h	25 mph	50 km/h	30 mph	mm	32 nds in
T445451	10.00-20	16	Armor Gard	TT	7.5	8.0	280	11.0	302	11.9	1 061	41.8	1 094	43.1	482	19.0	3 119	122.8	900	131	5 000	11 025	6 500	14 330	4 625	10 195	6 250	13 780	6 500	14 330	5 000	11 025	4 450	9 810	4 200	9 260	20.5	26

Nokian Armor Gard in excavator use

Inflation pressure		Load capacity kg/lbs											
		Stationary											
kPa	psi	kg	lbs	5 km/h	2.5 mph	10 km/h	5 mph	20 km/h	12.5 mph	30 km/h	20 mph	40 km/h	25 mph
600	87	5750	12675	4830	10650	4140	9125	3450	7605	2880	6350	2410	5315
700	102	6630	14615	5570	12280	4770	10515	3980	8775	3310	7295	2780	6130
750 max	109 max	7065	15575	5935	13085	5085	11020	4240	9350	3530	7780	2950	6505

Notice!
In excavator use do not exceed the maximum pressure given in the table!

Liquid and salt ballasting

Tyre volume 100%		Water filling (75%)		Water / salt filling (75% / -30°C / -22°F)					
				Water		Salt ($CaCl_2$)		Total weight increase	
l	gal (US)	l	gal (US)	l	gal (US)	kg	lbs	kg	lbs
105	30	80	20	65	15	33	75	98	215

Tubes and valves

USE ALWAYS WITH TUBE

Valve tubeless	Tube product code	Valve tube-type	T-Code Flap	Flap
-	T52620	TR78	T299520	170-20

Nokian Armor Gard 11.00-20 16PR – T445450

TT = TUBE-TYPE, to be fitted with tube

Product code	Size	PR	Pattern	TT/ TL	Rim	Permit-ted rims	Width New mm	Width New in	Width Max mm	Width Max in	Diameter New mm	Diameter New in	Diameter Max mm	Diameter Max in	Loaded static radius mm	Loaded static radius in	Rolling circum-ference mm	Rolling circum-ference in	Inflation pressure kPa	Inflation pressure psi	Load capacity kg/lbs, Forklift trucks, 25 km/h / 15 mph, Steering	Load capacity kg/lbs, Forklift trucks, 25 km/h / 15 mph, Drive	Load capacity kg/lbs, Forklift trucks, 35 km/h / 22 mph, Steering	Load capacity kg/lbs, Forklift trucks, 35 km/h / 22 mph, Drive	Load capacity kg/lbs, Other vehicles, 10 km/h	Load capacity kg/lbs, Other vehicles, 5 mph	Load capacity kg/lbs, Other vehicles, 25 km/h	Load capacity kg/lbs, Other vehicles, 15 mph	Load capacity kg/lbs, Other vehicles, 40 km/h	Load capacity kg/lbs, Other vehicles, 25 mph	Load capacity kg/lbs, Other vehicles, 50 km/h	Load capacity kg/lbs, Other vehicles, 30 mph	Total tread depth mm	Total tread depth 32 nds in
T445450	11.00-20	16	Armor Gard	TT	8.0	8.5	298	11.7	322	12.7	1 091	43.0	1 126	44.3	493	19.4	3 208	126.3	900	131	5 600	12 345	7 280	16 050	5 180	11 420	7 000	15 430	7 280	16 050	5 600	12 345	4 980	10 980	4 700	10 360	21.3	27

Nokian Armor Gard in excavator use

Inflation pressure kPa	Inflation pressure psi	Load capacity kg/lbs, Stationary kg	Stationary lbs	5 km/h	2.5 mph	10 km/h	5 mph	20 km/h	12.5 mph	30 km/h	20 mph	40 km/h	25 mph
625	91	6630	14615	5570	12280	4770	10515	3980	8775	3310	7295	2780	6130
725	105	7500	16535	6300	13890	5400	11905	4500	9920	3750	8265	3140	6920
750 max	109 max	7815	17230	6565	14475	5625	12400	4690	10340	3905	8610	3270	7210

Notice!
In excavator use do not exceed the maximum pressure given in the table!

Liquid and salt ballasting

Tyre volume 100% l	Tyre volume 100% gal (US)	Water filling (75%) l	Water filling (75%) gal (US)	Water / salt filling (75% / -30°C / -22°F), Water l	Water gal (US)	Salt ($CaCl_2$) kg	Salt ($CaCl_2$) lbs	Total weight increase kg	Total weight increase lbs
125	35	95	25	77	20	39	85	116	255

Tubes and valves

USE ALWAYS WITH TUBE

Valve tubeless	Tube product code	Valve tube-type	T-Code Flap	Flap
-	T52720	TR179	T299520	170-20

Nokian Armor Gard 12.00-20 20PR – T445449

TT = TUBE-TYPE, to be fitted with tube

Product code	Size	PR	Pattern	TT/ TL	Rim	Permit-ted rims	Width New mm	Width New in	Width Max mm	Width Max in	Diameter New mm	Diameter New in	Diameter Max mm	Diameter Max in	Loaded static radius mm	Loaded static radius in	Rolling circum-ference mm	Rolling circum-ference in	Inflation pressure kPa	Inflation pressure psi	Load capacity kg/lbs, Forklift trucks, 25 km/h / 15 mph, Steering	Load capacity kg/lbs, Forklift trucks, 25 km/h / 15 mph, Drive	Load capacity kg/lbs, Forklift trucks, 35 km/h / 22 mph, Steering	Load capacity kg/lbs, Forklift trucks, 35 km/h / 22 mph, Drive	Load capacity kg/lbs, Other vehicles, 10 km/h	Load capacity kg/lbs, Other vehicles, 5 mph	Load capacity kg/lbs, Other vehicles, 25 km/h	Load capacity kg/lbs, Other vehicles, 15 mph	Load capacity kg/lbs, Other vehicles, 40 km/h	Load capacity kg/lbs, Other vehicles, 25 mph	Load capacity kg/lbs, Other vehicles, 50 km/h	Load capacity kg/lbs, Other vehicles, 30 mph	Total tread depth mm	Total tread depth 32 nds in
T445459	12.00-20	20	Armor Gard	TT	8.5	9.0	325	12.8	351	13.8	1 125	44.3	1 162	45.7	516	20.3	3 393	133.6	1 000	145	6 900	15 210	8 970	19 775	6 385	14 075	8 625	19 015	8 970	19 775	6 900	15 210	6 145	13 545	5 800	12 785	25.5	32

Nokian Armor Gard in excavator use

Inflation pressure kPa	Inflation pressure psi	Load capacity kg/lbs, Stationary kg	Stationary lbs	5 km/h	2.5 mph	10 km/h	5 mph	20 km/h	12.5 mph	30 km/h	20 mph	40 km/h	25 mph
625	91	7250	15985	6090	13425	5220	11510	4350	9590	3630	8005	3040	6700
725	105	8380	18475	7040	15520	6030	13295	5030	11090	4190	9235	3500	7715
825 max	191 max	9380	20680	7880	17370	6750	14880	5630	12410	4690	10340	3920	8640

Notice!
In excavator use do not exceed the maximum pressure given in the table!

Liquid and salt ballasting

Tyre volume 100% l	Tyre volume 100% gal (US)	Water filling (75%) l	Water filling (75%) gal (US)	Water / salt filling (75% / -30°C / -22°F), Water l	Water gal (US)	Salt ($CaCl_2$) kg	Salt ($CaCl_2$) lbs	Total weight increase kg	Total weight increase lbs
145	40	110	30	89	25	45	100	135	300

Tubes and valves

USE ALWAYS WITH TUBE

Valve tubeless	Tube product code	Valve tube-type	T-Code Flap	Flap
-	T52810	V3.02.16	T299530	195-20

Nokian Armor Gard – all sizes

TT = TUBE-TYPE, to be fitted with tube

Product code	Size	PR	Pattern	TT/ TL	Rim	Per-mitted rims	Width				Diameter				Loaded static radius		Rolling circum-ference		Max. inflation pressure		Load capacity kg/lbs																Total tread depth	
																					Forklift trucks								Other vehicles									
							New		Max		New		Max								25 km/h / 15 mph				35 km/h / 22 mph													
							mm	in	mm	in	mm	in	mm	in	mm	in	mm	in	kPa	psi	Steering		Drive		Steering		Drive		10 km/h	5 mph	25 km/h	15 mph	40 km/h	25 mph	50 km/h	30 mph	mm	32 nds in
T445562	9.00-20	14	Armor Gard	TT	7.0	7.5	269	10.6	291	11.5	1 026	40.4	1 057	41.6	469	18.5	3 017	118.8	900	131	4 500	9 920	5 850	12 895	4 165	9 180	5 625	12 400	5 850	12 895	4 500	9 920	4 005	8 830	3 780	8 335	20	25
T445451	10.00-20	16	Armor Gard	TT	7.5	8.0	280	11.0	302	11.9	1 061	41.8	1 094	43.1	482	19.0	3 119	122.8	900	131	5 000	11 025	6 500	14 330	4 625	10 195	6 250	13 780	6 500	14 330	5 000	11 025	4 450	9 810	4 200	9 260	20.5	26
T445450	11.00-20	16	Armor Gard	TT	8.0	8.5	298	11.7	322	12.7	1 091	43.0	1 126	44.3	493	19.4	3 208	126.3	900	131	5 600	12 345	7 280	16 050	5 180	11 420	7 000	15 430	7 280	16 050	5 600	12 345	4 980	10 980	4 700	10 360	21.3	27
T445449	12.00-20	20	Armor Gard	TT	8.5	8.0	325	12.8	351	13.8	1 125	44.3	1 162	45.7	516	20.3	3 393	133.6	1 000	145	6 900	15 210	8 970	19 775	6 385	14 075	8 625	19 015	8 970	19 775	6 900	15 210	6 145	13 545	5 800	12 785	25.5	32

Nokian TRI 2

Reliable performance all year round

A reliable partner for modern-day farmers and equipment contractors. Excellent grip, high load-bearing capacity and a pleasant driving response. The low rolling resistance efficiently reduces fuel consumption.

- Versatile and environmentally friendly special tyre designed for the needs of modern farming and machine contracting
- Excellent grip, high load-bearing capacity and a pleasant driving response
- Sturdy and fast also on the road (max. 65 km/h / 40 mph)
- Good self-cleaning

Nokian TRI 2 tread depth measuring point on top of tie-bar

Nokian TRI 2

Sizes

More information on the **Nokian TRI 2** sizes is available in the **Agricultural tyres** section on **page 119**.

- Nokian TRI 2 320/85R28 – T445579
- Nokian TRI 2 250/80R16 – T845495
- Nokian TRI 2 340/80R18 – T445391
- Nokian TRI 2 360/80R20 – T445389
- Nokian TRI 2 300/80R24 – T445419
- Nokian TRI 2 340/80R24 – T445376
- Nokian TRI 2 360/80R24 – T445378
- Nokian TRI 2 400/80R24 – T445372
- Nokian TRI 2 440/80R24 – T445385
- Nokian TRI 2 360/80R28 – T445550
- Nokian TRI 2 400/80R28 – T445383
- Nokian TRI 2 440/80R28 – T445337
- Nokian TRI 2 440/80R30 – T445384
- Nokian TRI 2 480/80R30 – T445386
- Nokian TRI 2 440/80R34 – T445369
- Nokian TRI 2 480/80R34 – T445370
- Nokian TRI 2 480/80R38 – T445377
- Nokian TRI 2 540/80R38 – T445338
- Nokian TRI 2 620/80R42 – T445518
- Nokian TRI 2 270/75R15 – T845538
- Nokian TRI 2 250/75R16 – T845539
- Nokian TRI 2 360/70R20 – T445569
- Nokian TRI 2 500/70R24 – T445467
- Nokian TRI 2 420/65R24 – T445392
- Nokian TRI 2 460/65R24 – T445393
- Nokian TRI 2 540/65R24 – T445420
- Nokian TRI 2 480/65R28 – T445444
- Nokian TRI 2 540/65R28 – T445442
- Nokian TRI 2 540/65R30 – T445371
- Nokian TRI 2 600/65R38 – T445445
- Nokian TRI 2 650/65R38 – T445443
- Nokian TRI 2 650/65R42 – T445390

Size equivalency

Nokian TRI 2 dimension	Standard size
250/80R16	7.5R16
340/80R18	12.5R18
360/80R20	14.5R20
300/80R24	11.2R24
340/80R24	12.4R24
360/80R24	13.6R24
400/80R24	14.9R24
440/80R24	16.9R24
360/80R28	13.6R28
400/80R28	14.9R28
440/80R28	16.9R28
440/80R30	16.9R30
480/80R30	18.4R30
440/80R34	16.9R34
480/80R34	18.4R34
480/80R38	18.4R38
540/80R38	20.8R38
620/80R42	N.A.
270/75R15	N.A.
250/75R16	N.A.
500/70R24	19.5LR24

Notice!
Equivalent sizes can be found only on 80 and 70 series tyres.

Nokian Hakkapeliitta TRI

Precise control and great efficiency

The first winter tyre for tractors, Nokian Hakkapeliitta TRI, gives you all the grip you can get. Featuring all new rubber compound, tread pattern and contact profile, it's designed for single purpose: to give you all the grip, control and efficiency you need for demanding winter contracting.

- Precise control and great efficiency
- Driving comfort on class on its own
- Superior traction and lateral grip

Sizes

- Nokian Hakkapeliitta TRI 360/80R24 – T445587
- Nokian Hakkapeliitta TRI 400/80R24 – T445582
- Nokian Hakkapeliitta TRI 440/80R24 – T445634
- Nokian Hakkapeliitta TRI 400/80R28 – T445584
- Nokian Hakkapeliitta TRI 440/80R28 – T445563
- Nokian Hakkapeliitta TRI 440/80R34 – T445588
- Nokian Hakkapeliitta TRI 480/80R34 – T445583
- Nokian Hakkapeliitta TRI 480/80R38 – T445585
- Nokian Hakkapeliitta TRI 540/80R38 – T445564
- Nokian Hakkapeliitta TRI 400/70R20 – T445636
- Nokian Hakkapeliitta TRI 420/65R24 – T445586
- Nokian Hakkapeliitta TRI 540/65R30 – T445609
- Nokian Hakkapeliitta TRI 650/65R42 – T445595

Nokian Hakkapeliitta TRI 360/80R24 – T445587

Product code	Size	LI/SS	Rim	Permitted rims	Width		Diameter		Loaded static radius		Rolling circumference		Speed Radius Index SRI	Maximum inflation pressure		Load capacity kg / lbs								Center line tread depth	
					mm	in	mm	in	mm	in	mm	in		kPa	psi	30 km/h	20 mph	40 km/h	25 mph	50 km/h	30 mph	65 km/h	40 mph	mm	32 nds in
T445587	360/80R24	138 D	DW11	DW10, DW12, DW13	357	14.1	1 186	46.7	543	21.4	3 600	141.7	575	320	46	2 840	6 260	2 725	6 010	2 570	5 665	2 360	5 205	24	30

Load capacity values at different speeds and pressures

Constant		0.8 bar	12 psi	1.2 bar	17 psi	1.6 bar	23 psi	2.0 bar	29 psi	2.4 bar	35 psi	3.2 bar	46 psi
km/h	mph	kg	lbs	kg	lbs	kg	lbs	kg	lbs	kg	lbs	kg	lbs
0	0	2 370	5 225	3 040	6 700	3 680	8 115	4 380	9 655	5 020	11 065	6 300	13 890
5	2.5	1 500	3 305	1 920	4 235	2 320	5 115	2 760	6 085	3 180	7 010	3 960	8 730
10	5	1 290	2 845	1 650	3 640	2 000	4 410	2 380	5 245	2 730	6 020	3 420	7 540
15	10	1 170	2 580	1 500	3 305	1 810	3 990	2 150	4 740	2 470	5 445	3 080	6 790
20	12.5	1 130	2 490	1 440	3 175	1 750	3 860	2 080	4 585	2 380	5 245	2 970	6 550
25	15	1 100	2 425	1 400	3 085	1 700	3 750	2 020	4 455	2 320	5 115	2 890	6 370
30	20	1 080	2 380	1 380	3 040	1 670	3 680	1 980	4 365	2 270	5 005	2 840	6 260
35	22.5	1 060	2 335	1 350	2 975	1 640	3 615	1 940	4 275	2 230	4 915	2 780	6 130
40	25	1 030	2 270	1 320	2 910	1 600	3 525	1 900	4 190	2 180	4 805	2 725	6 010
45	28	-	-	1 280	2 820	1 560	3 440	1 850	4 080	2 120	4 675	2 650	5 840
50	30	-	-	1 250	2 755	1 510	3 330	1 790	3 945	2 050	4 520	2 570	5 665
65	40	-	-	1 150	2 535	1 400	3 085	1 650	3 640	1 900	4 190	2 360	5 205

Liquid and salt ballasting

Tyre volume 100%		Water filling (75%)		Water / salt filling (75% / -30°C / -22°F)					
				Water		Salt ($CaCl_2$)		Total weight increase	
l	gal (US)	l	gal (US)	l	gal (US)	kg	lbs	kg	lbs
205	54	155	41	126	33	64	140	190	420

Tubes and valves

Valve tubeless	Tube product code	Valve tube-type
TR 618 A	T55105	TR 218A

Nokian Hakkapeliitta TRI 400/80R24 – T445582

Product code	Size	LI/SS	Rim	Permitted rims	Width		Diameter		Loaded static radius		Rolling circumference		Speed Radius Index SRI	Maximum inflation pressure		Load capacity kg / lbs								Center line tread depth	
					mm	in	mm	in	mm	in	mm	in		kPa	psi	30 km/h	20 mph	40 km/h	25 mph	50 km/h	30 mph	65 km/h	40 mph	mm	32 nds in
T445582	400/80R24	144 D	DW13	DW12, DW14L	404	15.9	1 250	49.2	567	22.3	3 770	148.4	600	320	46	3 380	7 450	3 250	7 165	3 060	6 745	2 800	6 175	25	32

Load capacity values at different speeds and pressures

Constant		0.8 bar	12 psi	1.2 bar	17 psi	1.6 bar	23 psi	2.0 bar	29 psi	2.4 bar	35 psi	3.2 bar	46 psi
km/h	mph	kg	lbs	kg	lbs	kg	lbs	kg	lbs	kg	lbs	kg	lbs
0	0	2 800	6 175	3 580	7 890	4 380	9 655	5 160	11 375	5 940	13 095	7 500	16 535
5	2.5	1 770	3 900	2 250	4 960	2 760	6 085	3 260	7 185	3 740	8 245	4 720	10 405
10	5	1 520	3 350	1 940	4 275	2 380	5 245	2 800	6 175	3 220	7 100	4 080	8 995
15	10	1 380	3 040	1 760	3 880	2 150	4 740	2 540	5 600	2 910	6 415	3 680	8 115
20	12.5	1 330	2 930	1 690	3 725	2 080	4 585	2 450	5 400	2 810	6 195	3 560	7 850
25	15	1 290	2 845	1 650	3 640	2 020	4 455	2 380	5 245	2 730	6 020	3 460	7 630
30	20	1 270	2 800	1 620	3 570	1 980	4 365	2 330	5 135	2 680	5 910	3 380	7 450
35	22.5	1 240	2 735	1 590	3 505	1 940	4 275	2 290	5 050	2 630	5 800	3 320	7 320
40	25	1 215	2 680	1 550	3 415	1 900	4 190	2 240	4 940	2 575	5 675	3 250	7 165
45	28	-	-	1 510	3 330	1 850	4 080	2 180	4 805	2 500	5 510	3 160	6 965
50	30	-	-	1 460	3 220	1 790	3 945	2 110	4 650	2 430	5 355	3 060	6 745
65	40	-	-	1 360	3 000	1 650	3 640	1 950	4 300	2 240	4 940	2 800	6 175

Liquid and salt ballasting

Tyre volume 100%		Water filling (75%)		Water / salt filling (75% / -30°C / -22°F)					
				Water		Salt ($CaCl_2$)		Total weight increase	
l	gal (US)	l	gal (US)	l	gal (US)	kg	lbs	kg	lbs
265	70	200	53	163	43	83	185	246	540

Tubes and valves

Valve tubeless	Tube product code	Valve tube-type
TR 618 A	T55112	TR 218A

Nokian Hakkapeliitta TRI 440/80R24 – T445634

Product code	Size	LI/SS	Rim	Permitted rims	Width		Diameter		Loaded static radius		Rolling circumference		Speed Radius Index SRI	Maximum inflation pressure		Load capacity kg / lbs								Center line tread depth	
					mm	in	mm	in	mm	in	mm	in		kPa	psi	30 km/h	20 mph	40 km/h	25 mph	50 km/h	30 mph	65 km/h	40 mph	mm	32 nds in
T445634	440/80R24	149 D	DW14L	DW15L	435	17.1	1 294	50.9	585	23.0	3 921	154.4	625	320	46			3 740	8 225			3 250	7 150	26	33

Load capacity values at different speeds and pressures

Constant		0.8 bar	12 psi	1.2 bar	17 psi	1.6 bar	23 psi	2.0 bar	29 psi	2.4 bar	35 psi	2.8 bar	41 psi	3.2 bar	46 psi
km/h	mph	kg	lbs	kg	lbs	kg	lbs	kg	lbs	kg	lbs	kg	lbs	kg	lbs
0	0	3 210	7 055	4 090	9 000	5 015	11 035	5 915	13 010	6 800	14 955	7 920	17 425	8 580	18 875
5	3	2 030	4 465	2 590	5 695	3 175	6 980	3 740	8 230	4 300	9 460	5 010	11 020	5 430	11 940
10	6	1 750	3 850	2 230	4 910	2 735	6 020	3 225	7 095	3 710	8 160	4 320	9 505	4 680	10 295
20	12	1 530	3 370	1 955	4 295	2 395	5 265	2 820	6 210	3 245	7 140	3 780	8 315	4 095	9 010
25	16	1 480	3 260	1 890	4 160	2 320	5 100	2 735	6 010	3 140	6 910	3 660	8 050	3 965	8 725
30	19	1 460	3 210	1 860	4 090	2 280	5 015	2 690	5 915	3 090	6 800	3 600	7 920	3 900	8 580
35	22	1 435	3 155	1 830	4 025	2 240	4 930	2 645	5 815	3 040	6 685	3 540	7 790	3 835	8 435
40	25	1 395	3 075	1 785	3 920	2 185	4 805	2 575	5 665	2 960	6 515	3 450	7 590	3 740	8 225
45	28	1 360	2 995	1 735	3 820	2 130	4 680	2 510	5 520	2 885	6 345	3 360	7 390	3 640	8 010
50	31					2 050	4 515	2 420	5 320	2 780	6 120	3 240	7 130	3 510	7 720
65	40					1 900	4 180	2 240	4 928	2 575	5 665	3 000	6 600	3 250	7 150

Liquid and salt ballasting

Tyre volume 100%		Water filling (75%)		Water / salt filling (75% / -30°C / -22°F)					
				Water		Salt ($CaCl_2$)		Total weight increase	
l	gal (US)	l	gal (US)	l	gal (US)	kg	lbs	kg	lbs
325	86	244	64	200	53	102	224	302	664

Tubes and valves

Valve tubeless	Tube product code	Valve tube-type
TR 618 A	T55112	TR 218A

Nokian Hakkapeliitta TRI 400/80R28 – T445584

Product code	Size	LI/SS	Rim	Permitted rims	Width		Diameter		Loaded static radius		Rolling circumference		Speed Radius Index SRI	Maximum inflation pressure		Load capacity kg / lbs								Center line tread depth	
					mm	in	mm	in	mm	in	mm	in		kPa	psi	30 km/h	20 mph	40 km/h	25 mph	50 km/h	30 mph	65 km/h	40 mph	mm	32 nds in
T445584	400/80R28	146 D	DW13	DW12, DW14L	404	15,9	1 351	53,2	617	24,3	4 103	161,5	650	320	46	3 600	7 935	3 450	7 605	3 260	7 185	3 000	6 615	25	32

Load capacity values at different speeds and pressures

Constant		0.8 bar	12 psi	1.2 bar	17 psi	1.6 bar	23 psi	2.0 bar	29 psi	2.4 bar	35 psi	3.2 bar	46 psi
km/h	mph	kg	lbs	kg	lbs	kg	lbs	kg	lbs	kg	lbs	kg	lbs
0	0	2 960	6 525	3 800	8 375	4 600	10 140	5 440	11 995	6 300	13 890	7 950	17 525
5	2.5	1 870	4 125	2 400	5 290	2 900	6 395	3 440	7 585	3 960	8 730	5 020	11 065
10	5	1 610	3 550	2 070	4 565	2 500	5 510	2 950	6 505	3 420	7 540	4 320	9 525
15	10	1 460	3 220	1 870	4 125	2 260	4 980	2 670	5 885	3 080	6 790	3 900	8 600
20	12.5	1 410	3 110	1 800	3 970	2 180	4 805	2 580	5 690	2 970	6 550	3 780	8 335
25	15	1 370	3 020	1 750	3 860	2 120	4 675	2 510	5 535	2 890	6 370	3 660	8 070
30	20	1 340	2 955	1 720	3 790	2 080	4 585	2 460	5 425	2 840	6 260	3 600	7 935
35	22.5	1 320	2 910	1 690	3 725	2 040	4 495	2 410	5 315	2 780	6 130	3 520	7 760
40	25	1 285	2 835	1 650	3 640	2 000	4 410	2 360	5 205	2 725	6 010	3 450	7 605
45	28	-	-	1 610	3 550	1 940	4 275	2 290	5 050	2 650	5 840	3 360	7 405
50	30	-	-	1 560	3 440	1 880	4 145	2 220	4 895	2 570	5 665	3 260	7 185
65	40	-	-	1 450	3 195	1 750	3 860	2 060	4 540	2 360	5 205	3 000	6 615

Liquid and salt ballasting

Tyre volume 100%		Water filling (75%)		Water / salt filling (75% / -30°C / -22°F)					
				Water		Salt ($CaCl_2$)		Total weight increase	
l	gal (US)	l	gal (US)	l	gal (US)	kg	lbs	kg	lbs
295	78	220	58	182	48	93	205	274	605

Tubes and valves

Valve tubeless	Tube product code	Valve tube-type
TR 618 A	T55351	TR 218A

Nokian Hakkapeliitta TRI 440/80R28 – T445563

Product code	Size	LI/SS	Rim	Permitted rims	Width		Diameter		Loaded static radius		Rolling circumference		Speed Radius Index SRI	Maximum inflation pressure		Load capacity kg / lbs								Center line tread depth	
					mm	in	mm	in	mm	in	mm	in		kPa	psi	30 km/h	20 mph	40 km/h	25 mph	50 km/h	30 mph	65 km/h	40 mph	mm	32 nds in
T445563	440/80R28	151 D	DW14L	DW15L, DW16L	441	17,4	1 415	55,7	640	25,2	4 285	168,7	675	320	46	4 160	9 170	4 000	8 820	3 760	8 290	3 450	7 605	26	33

Load capacity values at different speeds and pressures

Constant		0.8 bar	12 psi	1.2 bar	17 psi	1.6 bar	23 psi	2.0 bar	29 psi	2.4 bar	35 psi	3.2 bar	46 psi
km/h	mph	kg	lbs	kg	lbs	kg	lbs	kg	lbs	kg	lbs	kg	lbs
0	0	3 460	7 630	4 380	9 655	5 440	11 995	6 450	14 220	7 250	15 985	9 200	20 280
5	2.5	2 180	4 805	2 760	6 085	3 440	7 585	4 060	8 950	4 580	10 095	5 800	12 785
10	5	1 880	4 145	2 380	5 245	2 950	6 505	3 500	7 715	3 940	8 685	5 000	11 025
15	10	1 700	3 750	2 150	4 740	2 670	5 885	3 180	7 010	3 560	7 850	4 520	9 965
20	12.5	1 640	3 615	2 080	4 585	2 580	5 690	3 060	6 745	3 440	7 585	4 360	9 610
25	15	1 590	3 505	2 020	4 455	2 510	5 535	2 970	6 550	3 340	7 365	4 240	9 350
30	20	1 560	3 440	1 980	4 365	2 460	5 425	2 920	6 435	3 280	7 230	4 160	9 170
35	22.5	1 530	3 375	1 940	4 275	2 410	5 315	2 860	6 305	3 220	7 100	4 080	8 995
40	25	1 500	3 305	1 900	4 190	2 360	5 205	2 800	6 175	3 150	6 945	4 000	8 820
45	28	-	-	1 850	4 080	2 290	5 050	2 720	5 995	3 060	6 745	3 880	8 555
50	30	-	-	1 790	3 945	2 220	4 895	2 640	5 820	2 970	6 550	3 760	8 290
65	40	-	-	1 650	3 640	2 060	4 540	2 430	5 355	2 725	6 010	3 450	7 605

Liquid and salt ballasting

Tyre volume 100%		Water filling (75%)		Water / salt filling (75% / -30°C / -22°F)					
				Water		Salt ($CaCl_2$)		Total weight increase	
l	gal (US)	l	gal (US)	l	gal (US)	kg	lbs	kg	lbs
365	96	275	73	225	59	115	255	339	745

Tubes and valves

Valve tubeless	Tube product code	Valve tube-type
TR 618 A	T55370	TR 218A

Nokian Hakkapeliitta TRI 440/80R34 – T445588

Product code	Size	LI/SS	Rim	Permitted rims	Width		Diameter		Loaded static radius		Rolling circumference		Speed Radius Index SRI	Maximum inflation pressure		Load capacity kg / lbs								Center line tread depth	
					mm	in	mm	in	mm	in	mm	in		kPa	psi	30 km/h	20 mph	40 km/h	25 mph	50 km/h	30 mph	65 km/h	40 mph	mm	32 nds in
T445588	440/80R34	155 D	DW14L	DW15L, DW16L	441	17.4	1 568	61.7	718	28.3	4 763	187.5	750	320	46	4 560	10 055	4 375	9 645	4 120	9 085	3 875	8 545	26	33

Load capacity values at different speeds and pressures

Constant		0.8 bar	12 psi	1.2 bar	17 psi	1.6 bar	23 psi	2.0 bar	29 psi	2.4 bar	35 psi	3.2 bar	46 psi
km/h	mph	kg	lbs	kg	lbs	kg	lbs	kg	lbs	kg	lbs	kg	lbs
0	0	3 800	8 375	4 880	10 760	5 940	13 095	6 900	15 210	7 950	17 525	10 100	22 265
5	2.5	2 400	5 290	3 080	6 790	3 740	8 245	4 360	9 610	5 020	11 065	6 350	14 000
10	5	2 070	4 565	2 650	5 840	3 220	7 100	3 760	8 290	4 320	9 525	5 480	12 080
15	10	1 870	4 125	2 400	5 290	2 910	6 415	3 400	7 495	3 900	8 600	4 960	10 935
20	12.5	1 800	3 970	2 320	5 115	2 810	6 195	3 280	7 230	3 780	8 335	4 780	10 540
25	15	1 750	3 860	2 250	4 960	2 730	6 020	3 180	7 010	3 660	8 070	4 640	10 230
30	20	1 720	3 790	2 210	4 870	2 680	5 910	3 120	6 880	3 600	7 935	4 560	10 055
35	22.5	1 690	3 725	2 170	4 785	2 630	5 800	3 060	6 745	3 520	7 760	4 480	9 875
40	25	1 650	3 640	2 120	4 675	2 575	5 675	3 000	6 615	3 450	7 605	4 375	9 645
45	28	-	-	2 060	4 540	2 500	5 510	2 910	6 415	3 360	7 405	4 260	9 390
50	30	-	-	2 000	4 410	2 430	5 355	2 820	6 215	3 260	7 185	4 120	9 085
65	40	-	-	1 850	4 080	2 240	4 940	2 650	5 840	3 000	6 615	3 875	8 545

Liquid and salt ballasting

Tyre volume 100%		Water filling (75%)		Water / salt filling (75% / -30°C / -22°F)					
				Water		Salt ($CaCl_2$)		Total weight increase	
l	gal (US)	l	gal (US)	l	gal (US)	kg	lbs	kg	lbs
420	111	315	83	258	68	132	290	390	860

Tubes and valves

Valve tubeless	Tube product code	Valve tube-type
TR 618 A	T55391	TR 218A

Nokian Hakkapeliitta TRI 480/80R34 – T445583

Product code	Size	LI/SS	Rim	Permitted rims	Width		Diameter		Loaded static radius		Rolling circumference		Speed Radius Index SRI	Maximum inflation pressure		Load capacity kg / lbs								Center line tread depth	
					mm	in	mm	in	mm	in	mm	in		kPa	psi	30 km/h	20 mph	40 km/h	25 mph	50 km/h	30 mph	65 km/h	40 mph	mm	32 nds in
T445583	480/80R34	159 D	DW15L	DW16L, DW18L	479	18.9	1 632	64.3	744	29.3	4 970	195.7	775	320	46	5 200	11 465	5 000	11 025	4 700	10 360	4 375	9 645	27	34

Load capacity values at different speeds and pressures

Constant		0.8 bar	12 psi	1.2 bar	17 psi	1.6 bar	23 psi	2.0 bar	29 psi	2.4 bar	35 psi	3.2 bar	46 psi
km/h	mph	kg	lbs	kg	lbs	kg	lbs	kg	lbs	kg	lbs	kg	lbs
0	0	4 260	9 390	5 440	11 995	6 700	14 770	7 950	17 525	9 200	20 280	11 500	25 355
5	2.5	2 690	5 930	3 440	7 585	4 220	9 305	5 020	11 065	5 800	12 785	7 250	15 985
10	5	2 320	5 115	2 950	6 505	3 640	8 025	4 320	9 525	5 000	11 025	6 250	13 780
15	10	2 100	4 630	2 670	5 885	3 280	7 230	3 900	8 600	4 520	9 965	5 660	12 480
20	12.5	2 020	4 455	2 580	5 690	3 180	7 010	3 780	8 335	4 360	9 610	5 460	12 035
25	15	1 970	4 345	2 510	5 535	3 080	6 790	3 660	8 070	4 240	9 350	5 300	11 685
30	20	1 930	4 255	2 460	5 425	3 020	6 660	3 600	7 935	4 160	9 170	5 200	11 465
35	22.5	1 890	4 165	2 410	5 315	2 960	6 525	3 520	7 760	4 080	8 995	5 100	11 245
40	25	1 850	4 080	2 360	5 205	2 900	6 395	3 450	7 605	4 000	8 820	5 000	11 025
45	28	-	-	2 290	5 050	2 820	6 215	3 360	7 405	3 880	8 555	4 860	10 715
50	30	-	-	2 220	4 895	2 730	6 020	3 260	7 185	3 760	8 290	4 700	10 360
65	40	-	-	2 060	4 540	2 500	5 510	3 000	6 615	3 450	7 605	4 375	9 645

Liquid and salt ballasting

Tyre volume 100%		Water filling (75%)		Water / salt filling (75% / -30°C / -22°F)					
				Water		Salt ($CaCl_2$)		Total weight increase	
l	gal (US)	l	gal (US)	l	gal (US)	kg	lbs	kg	lbs
515	136	385	102	317	84	162	355	478	1 055

Tubes and valves

Valve tubeless	Tube product code	Valve tube-type
TR 618 A	T55391	TR 218A

Nokian Hakkapeliitta TRI 480/80R38 – T445585

Product code	Size	LI/SS	Rim	Permitted rims	Width		Diameter		Loaded static radius		Rolling circumference		Speed Radius Index SRI	Maximum inflation pressure		Load capacity kg / lbs								Center line tread depth	
					mm	in	mm	in	mm	in	mm	in		kPa	psi	30 km/h	20 mph	40 km/h	25 mph	50 km/h	30 mph	65 km/h	40 mph	mm	32 nds in
T445585	480/80R38	161 D	DW15L	DW16L, DW18L	479	18.9	1 733	68.2	792	31.2	5 284	208.0	825	320	46	5 520	12 170	5 300	11 685	5 000	11 025	4 625	10 195	27	34

Load capacity values at different speeds and pressures

Constant		0.8 bar	12 psi	1.2 bar	17 psi	1.6 bar	23 psi	2.0 bar	29 psi	2.4 bar	35 psi	3.2 bar	46 psi
km/h	mph	kg	lbs	kg	lbs	kg	lbs	kg	lbs	kg	lbs	kg	lbs
0	0	4 500	9 920	5 760	12 700	7 100	15 655	8 400	18 520	9 800	21 605	12 200	26 895
5	2.5	2 830	6 240	3 640	8 025	4 460	9 835	5 300	11 685	6 200	13 670	7 700	16 975
10	5	2 440	5 380	3 140	6 920	3 860	8 510	4 580	10 095	5 320	11 730	6 650	14 660
15	10	2 210	4 870	2 830	6 240	3 480	7 670	4 140	9 125	4 820	10 625	6 000	13 230
20	12.5	2 130	4 695	2 730	6 020	3 360	7 405	3 980	8 775	4 640	10 230	5 780	12 745
25	15	2 070	4 565	2 650	5 840	3 260	7 185	3 880	8 555	4 520	9 965	5 620	12 390
30	20	2 030	4 475	2 600	5 730	3 200	7 055	3 800	8 375	4 420	9 745	5 520	12 170
35	22.5	1 990	4 385	2 550	5 620	3 140	6 920	3 740	8 245	4 340	9 570	5 420	11 950
40	25	1 950	4 300	2 500	5 510	3 075	6 780	3 650	8 045	4 250	9 370	5 300	11 685
45	28	-	-	2 430	5 355	2 990	6 590	3 560	7 850	4 140	9 125	5 160	11 375
50	30	-	-	2 350	5 180	2 900	6 395	3 440	7 585	4 000	8 820	5 000	11 025
65	40	-	-	2 180	4 805	2 725	6 010	3 150	6 945	3 750	8 265	4 625	10 195

Liquid and salt ballasting

Tyre volume 100%		Water filling (75%)		Water / salt filling (75% / -30°C / -22°F)					
				Water		Salt ($CaCl_2$)		Total weight increase	
l	gal (US)	l	gal (US)	l	gal (US)	kg	lbs	kg	lbs
560	148	420	111	345	91	176	390	520	1 145

Tubes and valves

Valve tubeless	Tube product code	Valve tube-type
TR 618 A	T55430	TR 218A

Nokian Hakkapeliitta TRI 540/80R38 – T445564

Product code	Size	LI/SS	Rim	Permitted rims	Width		Diameter		Loaded static radius		Rolling circumference		Speed Radius Index SRI	Maximum inflation pressure		Load capacity kg / lbs								Center line tread depth	
					mm	in	mm	in	mm	in	mm	in		kPa	psi	30 km/h	20 mph	40 km/h	25 mph	50 km/h	30 mph	65 km/h	40 mph	mm	32 nds in
T445564	540/80R38	167 D	DW18L	DW16L	550	21.7	1 829	72.0	832	32.8	5 566	219.1	875	320	46	6 600	14 550	6 300	13 890	5 940	13 095	5 450	12 015	27	34

Load capacity values at different speeds and pressures

Constant		0.8 bar	12 psi	1.2 bar	17 psi	1.6 bar	23 psi	2.0 bar	29 psi	2.4 bar	35 psi	3.2 bar	46 psi
km/h	mph	kg	lbs	kg	lbs	kg	lbs	kg	lbs	kg	lbs	kg	lbs
0	0	5 440	11 995	6 900	15 210	8 400	18 520	10 100	22 265	11 500	25 355	14 500	31 965
5	2.5	3 440	7 585	4 360	9 610	5 300	11 685	6 350	14 000	7 250	15 985	9 150	20 170
10	5	2 950	6 505	3 760	8 290	4 580	10 095	5 480	12 080	6 250	13 780	7 900	17 415
15	10	2 670	5 885	3 400	7 495	4 140	9 125	4 960	10 935	5 660	12 480	7 150	15 765
20	12.5	2 580	5 690	3 280	7 230	3 980	8 775	4 780	10 540	5 460	12 035	6 900	15 210
25	15	2 510	5 535	3 180	7 010	3 880	8 555	4 640	10 230	5 300	11 685	6 700	14 770
30	20	2 460	5 425	3 120	6 880	3 800	8 375	4 560	10 055	5 200	11 465	6 600	14 550
35	22.5	2 410	5 315	3 060	6 745	3 740	8 245	4 480	9 875	5 100	11 245	6 450	14 220
40	25	2 360	5 205	3 000	6 615	3 650	8 045	4 375	9 645	5 000	11 025	6 300	13 890
45	28	-	-	2 910	6 415	3 560	7 850	4 260	9 390	4 860	10 715	6 150	13 560
50	30	-	-	2 820	6 215	3 440	7 585	4 120	9 085	4 700	10 360	5 940	13 095
65	40	-	-	2 650	5 840	3 150	6 945	3 875	8 545	4 375	9 645	5 450	12 015

Liquid and salt ballasting

Tyre volume 100%		Water filling (75%)		Water / salt filling (75% / -30°C / -22°F)					
				Water		Salt ($CaCl_2$)		Total weight increase	
l	gal (US)	l	gal (US)	l	gal (US)	kg	lbs	kg	lbs
740	196	555	147	455	120	232	510	688	1 515

Tubes and valves

Valve tubeless	Tube product code	Valve tube-type
TR 618 A	T55445	TR 218A

Nokian Hakkapeliitta TRI 400/70R20 – T445636

Product code	Size	LI/SS	Rim	Permitted rims	Width		Diameter		Loaded static radius		Rolling circumference		Speed Radius Index SRI	Maximum inflation pressure		Load capacity kg / lbs								Center line tread depth	
					mm	in	mm	in	mm	in	mm	in		kPa	psi	30 km/h	20 mph	40 km/h	25 mph	50 km/h	30 mph	65 km/h	40 mph	mm	32 nds in
T445636	400/70R20	144 D	13	-	400	16	1 072	42.2	485	19.1	3 231	127.2	500	400	58			3 220	5 820			2 800	5 060	26	33

Load capacity values at different speeds and pressures

Constant		0.8 bar	12 psi	1.2 bar	17 psi	1.6 bar	23 psi	2.0 bar	29 psi	2.4 bar	35 psi	2.8 bar	41 psi	3.2 bar	46 psi	3.6 bar	53 psi	4.0 bar	58 psi
km/h	mph	kg	lbs	kg	lbs	kg	lbs	kg	lbs	kg	lbs	kg	lbs	kg	lbs	kg	lbs	kg	lbs
0	0	2 245	4 935	2 880	6 330	3 590	7 900	4 225	9 295	4 885	10 745	5 440	11 965	6 070	13 360	6 800	14 955	7 390	16 260
5	3	1 420	3 125	1 820	4 005	2 270	4 995	2 670	5 880	3 090	6 795	3 440	7 570	3 840	8 450	4 300	9 460	4 675	10 285
10	6	1 225	2 695	1 570	3 455	1 960	4 310	2 305	5 070	2 665	5 860	2 965	6 525	3 310	7 285	3 710	8 160	4 030	8 870
20	12	1 070	2 355	1 375	3 020	1 715	3 770	2 015	4 435	2 330	5 130	2 595	5 710	2 900	6 375	3 245	7 140	3 530	7 760
25	16	1 035	2 280	1 330	2 925	1 660	3 650	1 950	4 295	2 255	4 965	2 515	5 530	2 805	6 175	3 140	6 910	3 415	7 515
30	19	1 020	2 245	1 310	2 880	1 630	3 590	1 920	4 225	2 220	4 885	2 470	5 440	2 760	6 070	3 090	6 800	3 360	7 390
35	22	1 005	2 205	1 285	2 830	1 605	3 530	1 890	4 155	2 185	4 805	2 430	5 350	2 715	5 970	3 040	6 685	3 305	7 270
40	25	980	2 150	1 255	2 760	1 565	3 440	1 840	4 050	2 130	4 680	2 370	5 210	2 645	5 820	2 960	6 515	3 220	7 085
45	28	950	2 095	1 220	2 685	1 525	3 350	1 790	3 940	2 070	4 560	2 305	5 075	2 575	5 665	2 885	6 345	3 135	6 900
50	31					1 470	3 230	1 730	3 800	2 000	4 395	2 225	4 895	2 485	5 465	2 780	6 120	3 025	6 655
65	40					1 360	2 992	1 600	3 520	1 850	4 070	2 060	4 532	2 300	5 060	2 575	5 665	2 800	6 160

Liquid and salt ballasting

Tyre volume 100%		Water filling (75%)		Water / salt filling (75% / -30°C / -22°F)					
				Water		Salt ($CaCl_2$)		Total weight increase	
l	gal (US)	l	gal (US)	l	gal (US)	kg	lbs	kg	lbs
180	48	135	36	111	29	56	124	167	368

Tubes and valves

Valve tubeless	Tube product code	Valve tube-type
TR 618 A	N/A	N/A

Nokian Hakkapeliitta TRI 420/65R24 – T445586

Product code	Size	LI/SS	Rim	Permitted rims	Width		Diameter		Loaded static radius		Rolling circumference		Speed Radius Index SRI	Maximum inflation pressure		Load capacity kg / lbs								Center line tread depth	
					mm	in	mm	in	mm	in	mm	in		kPa	psi	30 km/h	20 mph	40 km/h	25 mph	50 km/h	30 mph	65 km/h	40 mph	mm	32 nds in
T445586	420/65R24	146 D	DW13	DW12, DW14L, DW15L	418	16.5	1 156	45.5	520	20.5	3 487	137.3	550	400	58	3 600	7 935	3 450	7 605	3 260	7 185	3 000	6 615	25	32

Load capacity values at different speeds and pressures

Constant		0.8 bar	12 psi	1.2 bar	17 psi	1.6 bar	23 psi	2.0 bar	29 psi	2.4 bar	35 psi	3.2 bar	46 psi	4.0 bar	58 psi
km/h	mph	kg	lbs	kg	lbs	kg	lbs	kg	lbs	kg	lbs	kg	lbs	kg	lb
0	0	2 370	5 225	3 140	6 920	3 800	8 375	4 500	9 920	5 160	11 375	6 450	14 220	7 950	17 525
5	2.5	1 500	3 305	1 980	4 365	2 400	5 290	2 830	6 240	3 260	7 185	4 060	8 950	5 020	11 065
10	5	1 290	2 845	1 700	3 750	2 070	4 565	2 440	5 380	2 800	6 175	3 500	7 715	4 320	9 525
15	10	1 170	2 580	1 540	3 395	1 870	4 125	2 210	4 870	2 540	5 600	3 180	7 010	3 900	8 600
20	12.5	1 130	2 490	1 490	3 285	1 800	3 970	2 130	4 695	2 450	5 400	3 060	6 745	3 780	8 335
25	15	1 100	2 425	1 450	3 195	1 750	3 860	2 070	4 565	2 380	5 245	2 970	6 550	3 660	8 070
30	20	1 080	2 380	1 420	3 130	1 720	3 790	2 030	4 475	2 330	5 135	2 920	6 435	3 600	7 935
35	22.5	1 060	2 335	1 390	3 065	1 690	3 725	1 990	4 385	2 290	5 050	2 860	6 305	3 520	7 760
40	25	1 030	2 270	1 360	3 000	1 650	3 640	1 950	4 300	2 240	4 940	2 800	6 175	3 450	7 605
45	28	-	-	1 320	2 910	1 610	3 550	1 900	4 190	2 180	4 805	2 720	5 995	3 360	7 405
50	30	-	-	1 280	2 820	1 560	3 440	1 840	4 055	2 110	4 650	2 640	5 820	3 260	7 185
65	40	-	-	1 180	2 600	1 450	3 195	1 700	3 750	1 950	4 300	2 430	5 355	3 000	6 615

Liquid and salt ballasting

Tyre volume 100%		Water filling (75%)		Water / salt filling (75% / -30°C / -22°F)					
				Water		Salt ($CaCl_2$)		Total weight increase	
l	gal (US)	l	gal (US)	l	gal (US)	kg	lbs	kg	lbs
220	58	165	44	135	36	69	150	204	450

Tubes and valves

Valve tubeless	Tube product code	Valve tube-type
TR 618 A	T55100	TR 218A

Nokian Hakkapeliitta TRI 540/65R30 – T445609

Product code	Size	LI/SS	Rim	Permitted rims	Width		Diameter		Loaded static radius		Rolling circumference		Speed Radius Index SRI	Maximum inflation pressure		Load capacity kg / lbs								Center line tread depth	
					mm	in	mm	in	mm	in	mm	in		kPa	psi	30 km/h	20 mph	40 km/h	25 mph	50 km/h	30 mph	65 km/h	40 mph	mm	32 nds in
T445609	540/65R30	156 D	DW18L	DW16L	550	21.7	1 464	57.6	665	26.2	4 430	174.4	700	320	46	4 820	10 625	4 625	10 195	4 360	9 610	4 000	8 820	28	35

Load capacity values at different speeds and pressures

Constant		0.8 bar	12 psi	1.2 bar	17 psi	1.6 bar	23 psi	2.0 bar	29 psi	2.4 bar	35 psi	3.2 bar	46 psi
km/h	mph	kg	lbs	kg	lbs	kg	lbs	kg	lbs	kg	lbs	kg	lbs
0	0	3 920	8 640	5 020	11 065	6 100	13 450	7 250	15 985	8 400	18 520	10 650	23 480
5	2.5	2 470	5 445	3 180	7 010	3 860	8 510	4 580	10 095	5 300	11 685	6 750	14 880
10	5	2 130	4 695	2 730	6 020	3 320	7 320	3 940	8 685	4 580	10 095	5 800	12 785
15	10	1 930	4 255	2 470	5 445	3 000	6 615	3 560	7 850	4 140	9 125	5 240	11 550
20	12.5	1 860	4 100	2 380	5 245	2 890	6 370	3 440	7 585	3 980	8 775	5 060	11 155
25	15	1 810	3 990	2 320	5 115	2 810	6 195	3 340	7 365	3 880	8 555	4 920	10 845
30	20	1 770	3 900	2 270	5 005	2 760	6 085	3 280	7 230	3 800	8 375	4 820	10 625
35	22.5	1 740	3 835	2 230	4 915	2 710	5 975	3 220	7 100	3 740	8 245	4 720	10 405
40	25	1 700	3 750	2 180	4 805	2 650	5 840	3 150	6 945	3 650	8 045	4 625	10 195
45	28	-	-	2 120	4 675	2 580	5 690	3 060	6 745	3 560	7 850	4 500	9 920
50	30	-	-	2 050	4 520	2 500	5 510	2 970	6 550	3 440	7 585	4 360	9 610
65	40	-	-	1 900	4 190	2 300	5 070	2 725	6 010	3 150	6 945	4 000	8 820

Liquid and salt ballasting

Tyre volume 100%		Water filling (75%)		Water / salt filling (75% / -30°C / -22°F)					
				Water		Salt ($CaCl_2$)		Total weight increase	
l	gal (US)	l	gal (US)	l	gal (US)	kg	lbs	kg	lbs
470	124	355	94	289	76	147	325	437	965

Tubes and valves

Valve tubeless	Tube product code	Valve tube-type
TR 618 A	T55371	TR 218A

Nokian Hakkapeliitta TRI 650/65R42 – T445595

Product code	Size	LI/SS	Rim	Permitted rims	Width		Diameter		Loaded static radius		Rolling circumference		Speed Radius Index SRI	Maximum inflation pressure		Load capacity kg / lbs								Center line tread depth	
					mm	in	mm	in	mm	in	mm	in		kPa	psi	30 km/h	20 mph	40 km/h	25 mph	50 km/h	30 mph	65 km/h	40 mph	mm	32 nds in
T445595	650/65R42	171 D	DW20B	DW18L	645	25.4	1 913	75.3	871	34.3	5 836	229.8	925	320	46	7 400	16 315	7 100	15 655	6 700	14 770	6 150	13 560	31	39

Load capacity values at different speeds and pressures

Constant		0.8 bar	12 psi	1.2 bar	17 psi	1.6 bar	23 psi	2.0 bar	29 psi	2.4 bar	35 psi	3.2 bar	46 psi
km/h	mph	kg	lbs	kg	lbs	kg	lbs	kg	lbs	kg	lbs	kg	lbs
0	0	6 100	13 450	7 950	17 525	9 500	20 945	11 250	24 800	12 900	28 440	16 350	36 045
5	2.5	3 860	8 510	5 020	11 065	6 000	13 230	7 100	15 655	8 150	17 965	10 300	22 705
10	5	3 320	7 320	4 320	9 525	5 160	11 375	6 100	13 450	7 000	15 430	8 900	19 620
15	10	3 000	6 615	3 900	8 600	4 680	10 320	5 520	12 170	6 350	14 000	8 050	17 745
20	12.5	2 890	6 370	3 780	8 335	4 500	9 920	5 320	11 730	6 150	13 560	7 750	17 085
25	15	2 810	6 195	3 660	8 070	4 380	9 655	5 180	11 420	5 940	13 095	7 550	16 645
30	20	2 760	6 085	3 600	7 935	4 300	9 480	5 080	11 200	5 840	12 875	7 400	16 315
35	22.5	2 710	5 975	3 520	7 760	4 220	9 305	4 980	10 980	5 720	12 610	7 250	15 985
40	25	2 650	5 840	3 450	7 605	4 125	9 095	4 875	10 745	5 600	12 345	7 100	15 655
45	28	-	-	3 360	7 405	4 020	8 860	4 740	10 450	5 440	11 995	6 900	15 210
50	30	-	-	3 260	7 185	3 880	8 555	4 600	10 140	5 280	11 640	6 700	14 770
65	40	-	-	3 000	6 615	3 650	8 045	4 250	9 370	4 875	10 745	6 150	13 560

Liquid and salt ballasting

Tyre volume 100%		Water filling (75%)		Water / salt filling (75% / -30°C / -22°F)					
				Water		Salt ($CaCl_2$)		Total weight increase	
l	gal (US)	l	gal (US)	l	gal (US)	kg	lbs	kg	lbs
925	244	695	184	645	170	290	640	935	2 060

Tubes and valves

Valve tubeless	Tube product code	Valve tube-type
TR 618 A	-	-

Nokian Hakkapeliitta TRI – all sizes

Product code	Size	LI/SS	Rim	Permitted rims	Width		Diameter		Loaded static radius		Rolling circumference		Speed Radius Index SRI	Maximum inflation pressure		Load capacity kg / lbs								Center line tread depth	
					mm	in	mm	in	mm	in	mm	in		kPa	psi	30 km/h	20 mph	40 km/h	25 mph	50 km/h	30 mph	65 km/h	40 mph	mm	32 nds in
80-SERIES																									
T445587	360/80R24	138 D	DW11	DW10, DW12, DW13	357	14.1	1 186	46.7	543	21.4	3 600	141.7	575	320	46	2 840	6 260	2 725	6 010	2 570	5 665	2 360	5 205	24	30
T445582	400/80R24	144 D	DW13	DW12, DW14L	404	15.9	1 250	49.2	567	22.3	3 770	148.4	600	320	46	3 380	7 450	3 250	7 165	3 060	6 745	2 800	6 175	25	32
T445634	440/80R24	149 D	DW14L	DW15L	435	17.1	1 294	50.9	585	23.0	3 921	154.4	625	320	46			3 740	8 225			3 250	7 150	26	33
T445584	400/80R28	146 D	DW13	DW12, DW14L	404	15.9	1 351	53.2	617	24.3	4 103	161.5	650	320	46	3 600	7 935	3 450	7 605	3 260	7 185	3 000	6 615	25	32
T445563	440/80R28	151 D	DW14L	DW15L, DW16L	441	17.4	1 415	55.7	640	25.2	4 285	168.7	675	320	46	4 160	9 170	4 000	8 820	3 760	8 290	3 450	7 605	26	33
T445588	440/80R34	155 D	DW14L	DW15L, DW16L	441	17.4	1 568	61.7	718	28.3	4 763	187.5	750	320	46	4 560	10 055	4 375	9 645	4 120	9 085	3 875	8 545	26	33
T445583	480/80R34	159 D	DW15L	DW16L, DW18L	479	18.9	1 632	64.3	744	29.3	4 970	195.7	775	320	46	5 200	11 465	5 000	11 025	4 700	10 360	4 375	9 645	27	34
T445585	480/80R38	161 D	DW15L	DW16L, DW18L	479	18.9	1 733	68.2	792	31.2	5 284	208.0	825	320	46	5 520	12 170	5 300	11 685	5 000	11 025	4 625	10 195	27	34
T445564	540/80R38	167 D	DW18L	DW16L	550	21.7	1 829	72.0	832	32.8	5 566	219.1	875	320	46	6 600	14 550	6 300	13 890	5 940	13 095	5 450	12 015	27	34
70-SERIES																									
T445636	400/70R20	144 D	13	-	400	16	1 072	42.2	485	19.1	3 231	127.2	500	400	58			3 220	5 820			2 800	5 060	26	33
65-SERIES																									
T445586	420/65R24	146 D	DW13	DW12, DW14L, DW15L	418	16.5	1 156	45.5	520	20.5	3 487	137.3	550	400	58	3 600	7 935	3 450	7 605	3 260	7 185	3 000	6 615	25	32
T445609	540/65R30	156 D	DW18L	DW16L	550	21.7	1 464	57.6	665	26.2	4 430	174.4	700	320	46	4 820	10 625	4 625	10 195	4 360	9 610	4 000	8 820	28	35
T445595	650/65R42	171 D	DW20B	DW18L	645	25.4	1 913	75.3	871	34.3	5 836	229.8	925	320	46	7 400	16 315	7 100	15 655	6 700	14 770	6 150	13 560	31	39

Nokian TRI 2 Extreme Steel

EXTREME STEEL BELTED

- Tread rubber designed for extreme conditions, requiring constant use of chains, chain recommendation: Easy-chain from different chain manufacturers, all chain material under 9 mm by diameter
- Excellent wear resistance against tear and wear in rough on and off the road conditions
- Steel belts give good puncture resistance to tread area
- When used without chains the present TRI 2 has better winter grip

Sizes

- Nokian TRI 2 Extreme Steel 400/80R24 – T445530
- Nokian TRI 2 Extreme Steel 440/80R24 – T445531
- Nokian TRI 2 Extreme Steel 440/80R28 – T445532
- Nokian TRI 2 Extreme Steel 480/80R34 – T445533
- Nokian TRI 2 Extreme Steel 480/80R38 – T445534
- Nokian TRI 2 Extreme Steel 540/80R38 – T445535

Nokian TRI 2 Extreme Steel 400/80R24 – T445530

Product code	Size	LI/SS	Rim	Permitted rims	Width		Diameter		Loaded static radius		Rolling circumference		Total tread depth		Total pattern depth measured on top of tie-bar	
					mm	in	mm	in	mm	in	mm	in	mm	32 nds in	mm	32 nds in
T445530	400/80R24	149 A8 / 144 D	DW13	W12, W13, W14L, DW12, DW14L	404	15.9	1 250	49.2	568	22.4	3 764	148.2	27	34	22.5	34

Load capacity values at different speeds and pressures

Constant		0.8 bar	12 psi	1.2 bar	17 psi	1.6 bar	23 psi	2.0 bar	29 psi	2.4 bar	35 psi	3.2 bar	46 psi
km/h	mph	kg	lbs	kg	lbs	kg	lbs	kg	lbs	kg	lbs	kg	lbs
0	0	2 800	6 175	3 580	7 890	4 380	9 655	5 160	11 375	5 940	13 095	7 500	16 535
5	2.5	1 770	3 900	2 250	4 960	2 760	6 085	3 260	7 185	3 740	8 245	4 720	10 405
10	5	1 520	3 350	1 940	4 275	2 380	5 245	2 800	6 175	3 220	7 100	4 080	8 995
15	10	1 380	3 040	1 760	3 880	2 150	4 740	2 540	5 600	2 910	6 415	3 680	8 115
20	12.5	1 330	2 930	1 690	3 725	2 080	4 585	2 450	5 400	2 810	6 195	3 560	7 850
25	15	1 290	2 845	1 650	3 640	2 020	4 455	2 380	5 245	2 730	6 020	3 460	7 630
30	20	1 270	2 800	1 620	3 570	1 980	4 365	2 330	5 135	2 680	5 910	3 380	7 450
35	22.5	1 240	2 735	1 590	3 505	1 940	4 275	2 290	5 050	2 630	5 800	3 320	7 320
40	25	1 215	2 680	1 550	3 415	1 900	4 190	2 240	4 940	2 575	5 675	3 250	7 165
45	28	-	-	1 510	3 330	1 850	4 080	2 180	4 805	2 500	5 510	3 160	6 965
50	30	-	-	1 460	3 220	1 790	3 945	2 110	4 650	2 430	5 355	3 060	6 745
65	40	-	-	1 360	3 000	1 650	3 640	1 950	4 300	2 240	4 940	2 800	6 175

Liquid and salt ballasting

Tyre volume 100%		Water filling (75%)		Water / salt filling (75% / -30°C / -22°F)					
				Water		Salt ($CaCl_2$)		Total weight increase	
l	gal (US)	l	gal (US)	l	gal (US)	kg	lbs	kg	lbs
265	70	200	55	163	45	83	185	246	540

Tubes and valves

Valve tubeless	Tube product code	Valve tube-type
TR 618 A	T55112	TR 218A

Nokian TRI 2 Extreme Steel 440/80R24 – T445531

Product code	Size	LI/SS	Rim	Permitted rims	Width		Diameter		Loaded static radius		Rolling circumference		Total tread depth		Total pattern depth measured on top of tie-bar	
					mm	in	mm	in	mm	in	mm	in	mm	32 nds in	mm	32 nds in
T445531	440/80R24	154 A8 / 149 D	DW14L	W15L, DW15L	441	17.4	1 314	51.7	596	23.5	3 965	156.1	28	35	23.5	30

Load capacity values at different speeds and pressures

Constant		0.8 bar	12 psi	1.2 bar	17 psi	1.6 bar	23 psi	2.0 bar	29 psi	2.4 bar	35 psi	3.2 bar	46 psi
km/h	mph	kg	lbs	kg	lbs	kg	lbs	kg	lbs	kg	lbs	kg	lbs
0	0	3 220	7 100	4 140	9 125	5 020	11 065	5 940	13 095	6 900	15 210	8 650	19 070
5	2.5	2 030	4 475	2 610	5 755	3 180	7 010	3 740	8 245	4 360	9 610	5 440	11 995
10	5	1 750	3 860	2 250	4 960	2 730	6 020	3 220	7 100	3 760	8 290	4 700	10 360
15	10	1 590	3 505	2 040	4 495	2 470	5 445	2 910	6 415	3 400	7 495	4 240	9 350
20	12.5	1 530	3 375	1 970	4 345	2 380	5 245	2 810	6 195	3 280	7 230	4 100	9 040
25	15	1 490	3 285	1 910	4 210	2 320	5 115	2 730	6 020	3 180	7 010	3 980	8 775
30	20	1 460	3 220	1 880	4 145	2 270	5 005	2 680	5 910	3 120	6 880	3 900	8 600
35	22.5	1 430	3 155	1 840	4 055	2 230	4 915	2 630	5 800	3 060	6 745	3 840	8 465
40	25	1 400	3 085	1 800	3 970	2 180	4 805	2 575	5 675	3 000	6 615	3 750	8 265
45	28	-	-	1 750	3 860	2 120	4 675	2 500	5 510	2 910	6 415	3 640	8 025
50	30	-	-	1 700	3 750	2 050	4 520	2 430	5 355	2 820	6 215	3 540	7 805
65	40	-	-	1 550	3 415	1 900	4 190	2 240	4 940	2 650	5 840	3 250	7 165

Liquid and salt ballasting

Tyre volume 100%		Water filling (75%)		Water / salt filling (75% / -30°C / -22°F)					
				Water		Salt ($CaCl_2$)		Total weight increase	
l	gal (US)	l	gal (US)	l	gal (US)	kg	lbs	kg	lbs
325	85	245	65	200	55	102	225	302	665

Tubes and valves

Valve tubeless	Tube product code	Valve tube-type
TR 618 A	T55112	TR 218A

Nokian TRI 2 Extreme Steel 440/80R28 – T445532

Product code	Size	LI/SS	Rim	Permitted rims	Width		Diameter		Loaded static radius		Rolling circumference		Total tread depth		Total pattern depth measured on top of tie-bar	
					mm	in	mm	in	mm	in	mm	in	mm	32 nds in	mm	32 nds in
T445532	440/80R28	156 A8 / 151 D	DW14L	W15L, W16L, DW15L, DW16L	441	17.4	1 415	55.7	644	25.4	4 266	168.0	28	35	23.5	30

Load capacity values at different speeds and pressures

Constant		0.8 bar	12 psi	1.2 bar	17 psi	1.6 bar	23 psi	2.0 bar	29 psi	2.4 bar	35 psi	3.2 bar	46 psi
km/h	mph	kg	lbs	kg	lbs	kg	lbs	kg	lbs	kg	lbs	kg	lbs
0	0	3 460	7 630	4 380	9 655	5 440	11 995	6 450	14 220	7 250	15 985	9 200	20 280
5	2.5	2 180	4 805	2 760	6 085	3 440	7 585	4 060	8 950	4 580	10 095	5 800	12 785
10	5	1 880	4 145	2 380	5 245	2 950	6 505	3 500	7 715	3 940	8 685	5 000	11 025
15	10	1 700	3 750	2 150	4 740	2 670	5 885	3 180	7 010	3 560	7 850	4 520	9 965
20	12.5	1 640	3 615	2 080	4 585	2 580	5 690	3 060	6 745	3 440	7 585	4 360	9 610
25	15	1 590	3 505	2 020	4 455	2 510	5 535	2 970	6 550	3 340	7 365	4 240	9 350
30	20	1 560	3 440	1 980	4 365	2 460	5 425	2 920	6 435	3 280	7 230	4 160	9 170
35	22.5	1 530	3 375	1 940	4 275	2 410	5 315	2 860	6 305	3 220	7 100	4 080	8 995
40	25	1 500	3 305	1 900	4 190	2 360	5 205	2 800	6 175	3 150	6 945	4 000	8 820
45	28	-	-	1 850	4 080	2 290	5 050	2 720	5 995	3 060	6 745	3 880	8 555
50	30	-	-	1 790	3 945	2 220	4 895	2 640	5 820	2 970	6 550	3 760	8 290
65	40	-	-	1 650	3 640	2 060	4 540	2 430	5 355	2 725	6 010	3 450	7 605

Liquid and salt ballasting

Tyre volume 100%		Water filling (75%)		Water / salt filling (75% / -30°C / -22°F)					
				Water		Salt ($CaCl_2$)		Total weight increase	
l	gal (US)	l	gal (US)	l	gal (US)	kg	lbs	kg	lbs
365	95	275	75	225	60	115	255	339	745

Tubes and valves

Valve tubeless	Tube product code	Valve tube-type
TR 618 A	T55370	TR 218A

Nokian TRI 2 Extreme Steel 480/80R34 – T445533

Product code	Size	LI/SS	Rim	Permitted rims	Width		Diameter		Loaded static radius		Rolling circumference		Total tread depth		Total pattern depth measured on top of tie-bar	
					mm	in	mm	in	mm	in	mm	in	mm	32 nds in	mm	32 nds in
T445533	480/80R34	164 A8 / 159 D	DW15L	DW16L, DW18L	479	18.9	1 632	64.3	743	29.3	4 939	194.4	29	37	24	30

Load capacity values at different speeds and pressures

Constant		0.8 bar	12 psi	1.2 bar	17 psi	1.6 bar	23 psi	2.0 bar	29 psi	2.4 bar	35 psi	3.2 bar	46 psi
km/h	mph	kg	lbs	kg	lbs	kg	lbs	kg	lbs	kg	lbs	kg	lbs
0	0	4 260	9 390	5 440	11 995	6 700	14 770	7 950	17 525	9 200	20 280	11 500	25 355
5	2.5	2 690	5 930	3 440	7 585	4 220	9 305	5 020	11 065	5 800	12 785	7 250	15 985
10	5	2 320	5 115	2 950	6 505	3 640	8 025	4 320	9 525	5 000	11 025	6 250	13 780
15	10	2 100	4 630	2 670	5 885	3 280	7 230	3 900	8 600	4 520	9 965	5 660	12 480
20	12.5	2 020	4 455	2 580	5 690	3 180	7 010	3 780	8 335	4 360	9 610	5 460	12 035
25	15	1 970	4 345	2 510	5 535	3 080	6 790	3 660	8 070	4 240	9 350	5 300	11 685
30	20	1 930	4 255	2 460	5 425	3 020	6 660	3 600	7 935	4 160	9 170	5 200	11 465
35	22.5	1 890	4 165	2 410	5 315	2 960	6 525	3 520	7 760	4 080	8 995	5 100	11 245
40	25	1 850	4 080	2 360	5 205	2 900	6 395	3 450	7 605	4 000	8 820	5 000	11 025
45	28	-	-	2 290	5 050	2 820	6 215	3 360	7 405	3 880	8 555	4 860	10 715
50	30	-	-	2 220	4 895	2 730	6 020	3 260	7 185	3 760	8 290	4 700	10 360
65	40	-	-	2 060	4 540	2 500	5 510	3 000	6 615	3 450	7 605	4 375	9 645

Liquid and salt ballasting

Tyre volume 100%		Water filling (75%)		Water / salt filling (75% / -30°C / -22°F)					
				Water		Salt ($CaCl_2$)		Total weight increase	
l	gal (US)	l	gal (US)	l	gal (US)	kg	lbs	kg	lbs
515	135	385	100	317	85	162	355	478	1 055

Tubes and valves

Valve tubeless	Tube product code	Valve tube-type
TR 618 A	T55391	TR 218A

Nokian TRI 2 Extreme Steel 480/80R38 – T445534

Product code	Size	LI/SS	Rim	Permitted rims	Width		Diameter		Loaded static radius		Rolling circumference		Total tread depth		Total pattern depth measured on top of tie-bar	
					mm	in	mm	in	mm	in	mm	in	mm	32 nds in	mm	32 nds in
T445534	480/80R38	166 A8 / 161 D	DW15L	DW16L, DW18L	479	18.9	1 733	68.2	793	31.2	5 265	207.3	29	37	24	30

Load capacity values at different speeds and pressures

Constant		0.8 bar	12 psi	1.2 bar	17 psi	1.6 bar	23 psi	2.0 bar	29 psi	2.4 bar	35 psi	3.2 bar	46 psi
km/h	mph	kg	lbs	kg	lbs	kg	lbs	kg	lbs	kg	lbs	kg	lbs
0	0	4 500	9 920	5 760	12 700	7 100	15 655	8 400	18 520	9 800	21 605	12 200	26 895
5	2.5	2 830	6 240	3 640	8 025	4 460	9 835	5 300	11 685	6 200	13 670	7 700	16 975
10	5	2 440	5 380	3 140	6 920	3 860	8 510	4 580	10 095	5 320	11 730	6 650	14 660
15	10	2 210	4 870	2 830	6 240	3 480	7 670	4 140	9 125	4 820	10 625	6 000	13 230
20	12.5	2 130	4 695	2 730	6 020	3 360	7 405	3 980	8 775	4 640	10 230	5 780	12 745
25	15	2 070	4 565	2 650	5 840	3 260	7 185	3 880	8 555	4 520	9 965	5 620	12 390
30	20	2 030	4 475	2 600	5 730	3 200	7 055	3 800	8 375	4 420	9 745	5 520	12 170
35	22.5	1 990	4 385	2 550	5 620	3 140	6 920	3 740	8 245	4 340	9 570	5 420	11 950
40	25	1 950	4 300	2 500	5 510	3 075	6 780	3 650	8 045	4 250	9 370	5 300	11 685
45	28	-	-	2 430	5 355	2 990	6 590	3 560	7 850	4 140	9 125	5 160	11 375
50	30	-	-	2 350	5 180	2 900	6 395	3 440	7 585	4 000	8 820	5 000	11 025
65	40	-	-	2 180	4 805	2 725	6 010	3 150	6 945	3 750	8 265	4 625	10 195

Liquid and salt ballasting

Tyre volume 100%		Water filling (75%)		Water / salt filling (75% / -30°C / -22°F)					
				Water		Salt ($CaCl_2$)		Total weight increase	
l	gal (US)	l	gal (US)	l	gal (US)	kg	lbs	kg	lbs
560	150	420	110	345	90	176	390	520	1 145

Tubes and valves

Valve tubeless	Tube product code	Valve tube-type
TR 618 A	T55430	TR 218A

Nokian TRI 2 Extreme Steel 540/80R38 – T445535

Product code	Size	LI/SS	Rim	Permitted rims	Width		Diameter		Loaded static radius		Rolling circumference		Total tread depth		Total pattern depth measured on top of tie-bar	
					mm	in	mm	in	mm	in	mm	in	mm	32 nds in	mm	32 nds in
T445535	540/80R38	172 A8 / 167 D	DW18L	DW16L	550	21.7	1 829	72.0	834	32.8	5 529	217.7	30	38	25	32

Load capacity values at different speeds and pressures

Constant		0.8 bar	12 psi	1.2 bar	17 psi	1.6 bar	23 psi	2.0 bar	29 psi	2.4 bar	35 psi	3.2 bar	46 psi
km/h	mph	kg	lbs	kg	lbs	kg	lbs	kg	lbs	kg	lbs	kg	lbs
0	0	5 440	11 995	6 900	15 210	8 400	18 520	10 100	22 265	11 500	25 355	14 500	31 965
5	2.5	3 440	7 585	4 360	9 610	5 300	11 685	6 350	14 000	7 250	15 985	9 150	20 170
10	5	2 950	6 505	3 760	8 290	4 580	10 095	5 480	12 080	6 250	13 780	7 900	17 415
15	10	2 670	5 885	3 400	7 495	4 140	9 125	4 960	10 935	5 660	12 480	7 150	15 765
20	12.5	2 580	5 690	3 280	7 230	3 980	8 775	4 780	10 540	5 460	12 035	6 900	15 210
25	15	2 510	5 535	3 180	7 010	3 880	8 555	4 640	10 230	5 300	11 685	6 700	14 770
30	20	2 460	5 425	3 120	6 880	3 800	8 375	4 560	10 055	5 200	11 465	6 600	14 550
35	22.5	2 410	5 315	3 060	6 745	3 740	8 245	4 480	9 875	5 100	11 245	6 450	14 220
40	25	2 360	5 205	3 000	6 615	3 650	8 045	4 375	9 645	5 000	11 025	6 300	13 890
45	28	-	-	2 910	6 415	3 560	7 850	4 260	9 390	4 860	10 715	6 150	13 560
50	30	-	-	2 820	6 215	3 440	7 585	4 120	9 085	4 700	10 360	5 940	13 095
65	40	-	-	2 650	5 840	3 150	6 945	3 875	8 545	4 375	9 645	5 450	12 015

Liquid and salt ballasting

Tyre volume 100%		Water filling (75%)		Water / salt filling (75% / -30°C / -22°F)					
				Water		Salt ($CaCl_2$)		Total weight increase	
l	gal (US)	l	gal (US)	l	gal (US)	kg	lbs	kg	lbs
740	195	555	145	455	120	232	510	688	1 515

Tubes and valves

Valve tubeless	Tube product code	Valve tube-type
TR 618 A	T55445	TR 218A

Nokian TRI 2 Extreme Steel – all sizes

Product code	Size	LI/SS	Rim	Permitted rims	Width		Diameter		Loaded static radius		Rolling circumference		Total tread depth		Total pattern depth measured on top of tie-bar	
					mm	in	mm	in	mm	in	mm	in	mm	32 nds in	mm	32 nds in
T445530	400/80R24	149 A8 / 144 D	DW13	W12, W13, W14L, DW12, DW14L	404	15.9	1 250	49.2	568	22.4	3 764	148.2	27	34	22.5	34
T445531	440/80R24	154 A8 / 149 D	DW14L	W15L, DW15L	441	17.4	1 314	51.7	596	23.5	3 965	156.1	28	35	23.5	30
T445532	440/80R28	156 A8 / 151 D	DW14L	W15L, W16L, DW15L, DW16L	441	17.4	1 415	55.7	644	25.4	4 266	168.0	28	35	23.5	30
T445533	480/80R34	164 A8 / 159 D	DW15L	DW16L, DW18L	479	18.9	1 632	64.3	743	29.3	4 939	194.4	29	37	24	30
T445534	480/80R38	166 A8 / 161 D	DW15L	DW16L, DW18L	479	18.9	1 733	68.2	793	31.2	5 265	207.3	29	37	24	30
T445535	540/80R38	172 A8 / 167 D	DW18L	DW16L	550	21.7	1 829	72.0	834	32.8	5 529	217.7	30	38	25	32

Nokian TRI Steel

Puncture protection for special applications

- Special tyre for wheel loaders and handlers in recycling applications
- Steel puncture protection
- Excellent choise for telescopic handlers

Sizes

- **Nokian TRI Steel 460/65R24 – T445245**
- **Nokian TRI Steel 480/65R24 – T445222**

Nokian TRI Steel 460/65R24 – T445245

TL = TUBELESS, may be fitted with or without tube

Product code	Size	LI/SS	Pattern	TT/TL	Rim	Permitted rims	Width				Diameter				Loaded static radius		Rolling circumference		Inflation pressure		Load capacity kg/lbs						Tread depth	
							New		Max		New		Max															
							mm	in	mm	in	mm	in	mm	in	mm	in	mm	in	kPa	psi	40 km/h	25 mph	50 km/h	30 mph	65 km/h	40 mph	mm	32 nds in
T445245	460/65R24	156 A8/151 D	TRI	TL	DW13	W13, DW13L, W14L, DW14L, W15L, DW15L	437	17.2	459	18.1	1 185	46.7	1 208	47.6	545	21.5	3 620	142.5	400	58	4 000	8 820	3 760	8 290	3 450	7 605	27	34

Liquid and salt ballasting

Tyre volume 100%		Water filling (75%)		Water / salt filling (75% / -30°C / -22°F)					
				Water		Salt ($CaCl_2$)		Total weight increase	
l	gal (US)	l	gal (US)	l	gal (US)	kg	lbs	kg	lbs
275	75	205	55	169	45	86	190	255	560

Tubes and valves

Valve tubeless	Tube product code	Valve tube-type
TR 618 A	T55111	TR 218A

Nokian TRI Steel 480/65R24 – T445222

TL = TUBELESS, may be fitted with or without tube

Product code	Size	LI/SS	Pattern	TT/TL	Rim	Permitted rims	Width				Diameter				Loaded static radius		Rolling circumference		Inflation pressure		Load capacity kg/lbs						Tread depth	
							New		Max		New		Max															
							mm	in	mm	in	mm	in	mm	in	mm	in	mm	in	kPa	psi	40 km/h	25 mph	50 km/h	30 mph	65 km/h	40 mph	mm	32 nds in
T445222	480/65R24	151 A8/146 D	TRI	TL	DW14L	W14L, W15L, DW15L, W16L, DW16L	470	18.5	494	19.4	1 240	48.8	1 265	49.8	565	22.2	3 740	147.2	320	46	3 450	7 605	3 260	7 185	3 000	6 615	28	35

Liquid and salt ballasting

Tyre volume 100%		Water filling (75%)		Water / salt filling (75% / -30°C / -22°F)					
				Water		Salt ($CaCl_2$)		Total weight increase	
l	gal (US)	l	gal (US)	l	gal (US)	kg	lbs	kg	lbs
335	90	250	65	206	55	105	230	311	685

Tubes and valves

Valve tubeless	Tube product code	Valve tube-type
TR 618 A	T55111	TR 218A

Nokian TRI Steel – all sizes

TL = TUBELESS, may be fitted with or without tube

Product code	Size	LI/SS	Pattern	TT/TL	Rim	Permitted rims	Width				Diameter				Loaded static radius		Rolling circumference		Inflation pressure		Load capacity kg/lbs						Tread depth	
							New		Max		New		Max															
							mm	in	mm	in	mm	in	mm	in	mm	in	mm	in	kPa	psi	40 km/h	25 mph	50 km/h	30 mph	65 km/h	40 mph	mm	32 nds in
T445245	460/65R24	156 A8/151 D	TRI	TL	DW13	W13, DW13L, W14L, DW14L, W15L, DW15L	437	17.2	459	18.1	1 185	46.7	1 208	47.6	545	21.5	3 620	142.5	400	58	4 000	8 820	3 760	8 290	3 450	7 605	27	34
T445222	480/65R24	151 A8/146 D	TRI	TL	DW14L	W14L, W15L, DW15L, W16L, DW16L	470	18.5	494	19.4	1 240	48.8	1 265	49.8	565	22.2	3 740	147.2	320	46	3 450	7 605	3 260	7 185	3 000	6 615	28	35

Nokian TRI Backhoe

Stability and reliable grip for backhoe loaders

- Strenghthened carcass
- Excellent traction and lateral grip
- Stability to transportation
- Use of loader even without support legs

Sizes

- Nokian TRI Backhoe 18.4 B 30 – T445330
- Nokian TRI Backhoe 580/65 B 30 – T445293
- Nokian TRI Backhoe 580/65 B 34 – T445294

Nokian TRI Backhoe 18.4 B 30 – T445330

TL = TUBELESS, may be fitted with or without tube

Product code	Size	LI/SS	Pattern	TT/TL	Rim	Permitted rims	Width New		Width Max		Diameter New		Diameter Max		Loaded static radius		Rolling circumference		Inflation pressure		Load capacity kg/lbs						Tread depth	
							mm	in	mm	in	mm	in	mm	in	mm	in	mm	in	kPa	psi	30 km/h	20 mph	40 km/h	25 mph	50 km/h	30 mph	mm	32 nds in
T445330	18.4 B 30	159 B	TRI	TL	DW16	DW15, DW15L	467	18.4	490	19.3	1 516	59.7	1 552	61.1	700	27.6	4 486	176.6	320	46	4 810	10 605	4 625	10 195	4 375	9 645	30	38

Liquid and salt ballasting

Tyre volume 100%		Water filling (75%)		Water / salt filling (75% / -30°C / -22°F)					
				Water		Salt ($CaCl_2$)		Total weight increase	
l	gal (US)	l	gal (US)	l	gal (US)	kg	lbs	kg	lbs
440	115	330	85	271	70	138	305	409	900

Tubes and valves

Valve tubeless	Tube product code	Valve tube-type
TR 618 A	T55371	TR 218A

Nokian TRI Backhoe 580/65 B 30 – T445293

TL = TUBELESS, may be fitted with or without tube

Product code	Size	LI/SS	Pattern	TT/TL	Rim	Permitted rims	Width New		Width Max		Diameter New		Diameter Max		Loaded static radius		Rolling circumference		Inflation pressure		Load capacity kg/lbs						Tread depth	
							mm	in	mm	in	mm	in	mm	in	mm	in	mm	in	kPa	psi	30 km/h	20 mph	40 km/h	25 mph	50 km/h	30 mph	mm	32 nds in
T445293	580/65 B 30	161 B	TRI	TL	DW16	DW16L, DW18L, DW20B	580	22.8	609	24.0	1 516	59.7	1 552	61.1	698	27.5	4 530	178.3	320	46	5 360	11 815	5 150	11 355	4 625	10 195	30	38

Liquid and salt ballasting

Tyre volume 100%		Water filling (75%)		Water / salt filling (75% / -30°C / -22°F)					
				Water		Salt ($CaCl_2$)		Total weight increase	
l	gal (US)	l	gal (US)	l	gal (US)	kg	lbs	kg	lbs
620	165	465	125	382	100	195	430	576	1 270

Tubes and valves

Valve tubeless	Tube product code	Valve tube-type
TR 618 A	-	-

Nokian TRI Backhoe 580/65 B 34 – T445294

TL = TUBELESS, may be fitted with or without tube

Product code	Size	LI/SS	Pattern	TT/TL	Rim	Permitted rims	Width				Diameter				Loaded static radius		Rolling circumference		Inflation pressure		Load capacity kg/lbs						Tread depth	
							New		Max		New		Max															
							mm	in	mm	in	mm	in	mm	in	mm	in	mm	in	kPa	psi	30 km/h	20 mph	40 km/h	25 mph	50 km/h	30 mph	mm	32 nds in
T445294	580/65 B 34	164 B	TRI	TL	DW16	DW16L, DW18L, DW20B	580	22.8	609	24.0	1 618	63.7	1 668	65.7	752	29.6	4 832	190.2	320	46	5 670	12 500	5 450	12 015	5 000	11 025	30	38

Liquid and salt ballasting

Tyre volume 100%		Water filling (75%)		Water / salt filling (75% / -30°C / -22°F)					
				Water		Salt ($CaCl_2$)		Total weight increase	
l	gal (US)	l	gal (US)	l	gal (US)	kg	lbs	kg	lbs
680	180	510	135	418	110	213	470	632	1 395

Tubes and valves

Valve tubeless	Tube product code	Valve tube-type
TR 618 A	T55395	TR 218A

Nokian TRI Backhoe – all sizes

TL = TUBELESS, may be fitted with or without tube

Product code	Size	LI/SS	Pattern	TT/TL	Rim	Permitted rims	Width				Diameter				Loaded static radius		Rolling circumference		Inflation pressure		Load capacity kg/lbs						Tread depth	
							New		Max		New		Max															
							mm	in	mm	in	mm	in	mm	in	mm	in	mm	in	kPa	psi	30 km/h	20 mph	40 km/h	25 mph	50 km/h	30 mph	mm	32 nds in
T445330	18.4 B 30	159 B	TRI	TL	DW16	DW15, DW15L	467	18.4	490	19.3	1 516	59.7	1 552	61.1	700	27.6	4 486	176.6	320	46	4 810	10 605	4 625	10 195	4 375	9 645	30	38
T445293	580/65 B 30	161 B	TRI	TL	DW16	DW16L, DW18L, DW20B	580	22.8	609	24.0	1 516	59.7	1 552	61.1	698	27.5	4 530	178.3	320	46	5 360	11 815	5 150	11 355	4 625	10 195	30	38
T445294	580/65 B 34	164 B	TRI	TL	DW16	DW16L, DW18L, DW20B	580	22.8	609	24.0	1 618	63.7	1 668	65.7	752	29.6	4 832	190.2	320	46	5 670	12 500	5 450	12 015	5 000	11 025	30	38

Nokian GRS

Superb grip for graders

- Good winter driving characteristics
- Also for excavator use when winter grip is needed
- Excellent drive comfort

Sizes

- **Nokian GRS 14.00R24 – T493551**
- **Nokian GRS 17.5R25 – T493560**

Nokian GRS 14.00R24 – T493551

TL = TUBELESS, may be fitted with or without tube

Product code	Size	LI/SS	Pattern	TT/TL	Rim	Permitted rims	Width				Diameter				Loaded static radius		Rolling circumference		Inflation pressure		Load capacity kg/lbs		Tread depth	
							New		Max		New		Max											
							mm	in	mm	in	mm	in	mm	in	mm	in	mm	in	kPa	psi	40 km/h	25 mph	mm	32 nds in
T493551	14.00R24	153 A8	GRS	TL	10.00VA SDC	8.00TG SDC, 9.00 / 1.5 DC	362	14.3	392	15.4	1 348	53.1	1 392	54.8	613	24.1	4 070	160.2	375	54	3 650	8 045	25	32

Liquid and salt ballasting

Tyre volume 100%		Water filling (75%)		Water / salt filling (75% / -30°C / -22°F)					
				Water		Salt ($CaCl_2$)		Total weight increase	
l	gal (US)	l	gal (US)	l	gal (US)	kg	lbs	kg	lbs
230	60	175	45	142	40	72	160	214	470

Tubes and valves

Valve tubeless	Tube product code	Valve tube-type
TR 650	T55767	TR1175

Nokian GRS 17.5R25 – T493560

TL = TUBELESS, may be fitted with or without tube

Product code	Size	LI/SS	Pattern	TT/TL	Rim	Permitted rims	Width				Diameter				Loaded static radius		Rolling circumference		Inflation pressure		Load capacity kg/lbs		Tread depth	
							New		Max		New		Max											
							mm	in	mm	in	mm	in	mm	in	mm	in	mm	in	kPa	psi	40 km/h	25 mph	mm	32 nds in
T493560	17.5R25	153 A8	GRS	TL	14.00 / 1.5	14.00 / 1.3(DC)	445	17.5	494	19.4	1 348	53.1	1 405	55.3	605	23.8	4 040	159.1	300	44	3 650	8 045	27	34

Liquid and salt ballasting

Tyre volume 100%		Water filling (75%)		Water / salt filling (75% / -30°C / -22°F)					
				Water		Salt ($CaCl_2$)		Total weight increase	
l	gal (US)	l	gal (US)	l	gal (US)	kg	lbs	kg	lbs
330	85	250	65	203	55	104	230	307	675

Tubes and valves

Valve tubeless	Tube product code	Valve tube-type
TR 618 A	T55867	TR1175

Nokian GRS – all sizes

TL = TUBELESS, may be fitted with or without tube

Product code	Size	LI/SS	Pattern	TT/TL	Rim	Permitted rims	Width				Diameter				Loaded static radius		Rolling circumference		Inflation pressure		Load capacity kg/lbs		Tread depth	
							New		Max		New		Max											
							mm	in	mm	in	mm	in	mm	in	mm	in	mm	in	kPa	psi	40 km/h	25 mph	mm	32 nds in
T493551	14.00R24	153 A8	GRS	TL	10.00VA SDC	8.00TG SDC, 9.00 / 1.5 DC	362	14.3	392	15.4	1 348	53.1	1 392	54.8	613	24.1	4 070	160.2	375	54	3 650	8 045	25	32
T493560	17.5R25	153 A8	GRS	TL	14.00 / 1.5	14.00 / 1.3(DC)	445	17.5	494	19.4	1 348	53.1	1 405	55.3	605	23.8	4 040	159.1	300	44	3 650	8 045	27	34

Nokian Excavator

Excavator tyre for soft surfaces

- Steel fortified against rocks and stubs
- Open pattern with excellent cleaning properties helps in muddy and wet conditions
- Reinforced shoulder area against impacts
- High load capacity and improved stability
- Variable angle lug pattern design with reinforced center area for better traction

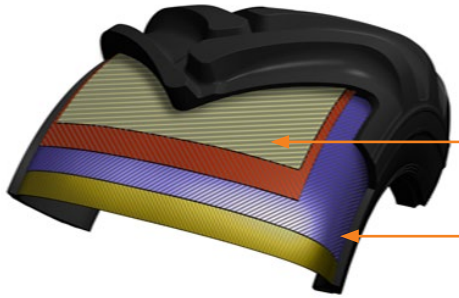

Nokian Excavator with steel fortification

- The tyre carcass is protected by steel fortification (SF).
- Multiple ply cords are laid at alternate angles substantially less than 90° to the centerline of the tread.

Notice! Not for forestry use.

Sizes

- Nokian Excavator 600/50-22.5 20PR – T445633
- Nokian Excavator 600/50-22.5 24PR – T445604
- Nokian Excavator 650/45-22.5 24PR – T445605
- Nokian Excavator 710/40-22.5 24PR – T445606

Nokian Excavator 600/50-22.5 20PR – T445633

SF = STEEL FORTIFIED TL = TUBELESS, may be fitted with or without tube

Product code	Size	LI/SS	PR	TT/TL	Steel fortified	Rim	Permitted rims	Width		Diameter		Tread depth		Max inflation pressure		Loaded static radius		Rolling circumference	
								mm	in	mm	in	mm	32 nds	kPa	psi	mm	in	mm	in
T445633	600/50-22.5	165 A8	20	TL	SF	AG20.00		600	23.6	1 150	45.3	40	50	450	66	524	20.6	3 506	138.0

Load capacity values at different speeds and pressures

Inflation pressure		Static		5 km/h / 3 mph		10 km/h / 6 mph		20 km/h / 12 mph		30 km/h / 19 mph		40 km/h / 25 mph	
kPa	psi	kg	lb	kg	lb	kg	lb	kg	lb	kg	lb	kg	lb
240	35	6 900	15 210	4 350	9 590	3 750	8 265	3 275	7 220	3 125	6 885	3 000	6 610
320	46	8 625	19 015	5 450	12 015	4 700	10 360	4 100	9 035	3 900	8 595	3 750	8 265
400	58	10 650	23 475	6 700	14 770	5 775	12 730	5 050	11 130	4 800	10 580	4 625	10 195
450	66	11 850	26 125	7 475	16 480	6 450	14 220	5 625	12 400	5 350	11 795	5 150	11 350

Liquid and salt ballasting

Always use a tube when filled with water/salt.

Tyre volume 100%		Water filling (75%)		Water / salt filling (75% / -30°C / -22°F)					
				Water		Salt ($CaCl_2$)		Total weight increase	
l	gal (US)	l	gal (US)	l	gal (US)	kg	lbs	kg	lbs
270		203		166		85		251	

Tubes and valves

Valve tubeless	Tube product code	Valve tube-type
TR 618 A	T55089	TR 218 A

Pressure recommendations

Total Weight of Excavator (kg)	Inflation pressure recommendations (kPa)
14.000	425
16.000	500

Assumptions:
- Max speed 40 km/h
- Normal bucket, no special accessories
- If special tools/accessories are used the actual tyre loads should be measured and inflation pressures defined accordingly.

Nokian Excavator 600/50-22.5 24PR – T445604

SF = STEEL FORTIFIED TL = TUBELESS, may be fitted with or without tube

Product code	Size	LI/SS	PR	TT/TL	Steel fortified	Rim	Permitted rims	Width		Diameter		Tread depth		Max inflation pressure		Loaded static radius		Rolling circumference	
								mm	in	mm	in	mm	32 nds	kPa	psi	mm	in	mm	in
T445604	600/50-22.5	173 A8	24	TL	SF	AG20.00		600	23.6	1 150	45.3	40	50	600	87	523	20.6	3 531	139.0

Load capacity values at different speeds and pressures

Inflation pressure		Static		5 km/h / 3 mph		10 km/h / 6 mph		20 km/h / 12 mph		30 km/h / 19 mph		40 km/h / 25 mph	
kPa	psi	kg	lb	kg	lb	kg	lb	kg	lb	kg	lb	kg	lb
240	35	6 900	15 200	4 350	9 600	3 750	8 275	3 275	7 225	3 125	6 900	3 000	6 625
320	46	8 625	19 025	5 450	12 025	4 700	10 350	4 100	9 050	3 900	8 600	3 750	8 275
400	58	10 650	23 475	6 700	14 775	5 775	12 725	5 050	11 125	4 800	10 575	4 625	10 200
500	73	12 875	28 375	8 125	17 925	7 000	15 425	6 100	13 450	5 825	12 850	5 600	12 350
550	80	13 925	30 700	8 775	19 350	7 575	16 700	6 600	14 550	6 300	13 900	6 050	13 350
600	87	14 950	32 950	9 425	20 775	8 125	17 925	7 075	15 600	6 750	14 875	6 500	14 325

Liquid and salt ballasting

Always use a tube when filled with water/salt.

Tyre volume 100%		Water filling (75%)		Water / salt filling (75% / -30°C / -22°F)					
				Water		Salt ($CaCl_2$)		Total weight increase	
l	gal (US)	l	gal (US)	l	gal (US)	kg	lbs	kg	lbs
270		203		166		85		251	

Tubes and valves

Valve tubeless	Tube product code	Valve tube-type
TR 618 A	T55089	TR 218 A

Pressure recommendations

Total Weight of Excavator (kg)	Inflation pressure recommendations (kPa)
14.000	425
16.000	500
18.000	575
20.000	625

Assumptions:
- Max speed 40 km/h
- Normal bucket, no special accessories
- If special tools/accessories are used the actual tyre loads should be measured and inflation pressures defined accordingly.

Nokian Excavator 650/45-22.5 24PR – T445605

SF = STEEL FORTIFIED TL = TUBELESS, may be fitted with or without tube

Product code	Size	LI/SS	PR	TT/TL	Steel fortified	Rim	Permitted rims	Width		Diameter		Tread depth		Max inflation pressure		Loaded static radius		Rolling circumference	
								mm	in	mm	in	mm	32 nds	kPa	psi	mm	in	mm	in
T445605	650/45-22.5	175 A8	24	TL	SF	AG22.00	AG20.00	650	25.6	1 150	45.3	40	50	600	87	527	20.7	3 521	138.6

Load capacity values at different speeds and pressures

Inflation pressure		Static		5 km/h / 3 mph		10 km/h / 6 mph		20 km/h / 12 mph		30 km/h / 19 mph		40 km/h / 25 mph	
kPa	psi	kg	lb	kg	lb	kg	lb	kg	lb	kg	lb	kg	lb
240	35	7 075	15 600	4 450	9 800	3 850	8 500	3 350	7 375	3 200	7 050	3 075	6 775
320	46	8 925	19 675	5 625	12 400	4 850	10 700	4 225	9 325	4 025	8 875	3 875	8 550
400	58	10 925	24 075	6 900	15 200	5 950	13 125	5 175	11 400	4 950	10 925	4 750	10 475
500	73	13 350	29 425	8 400	18 525	7 250	15 975	6 325	13 950	6 025	13 275	5 800	12 775
550	80	14 600	32 175	9 200	20 275	7 950	17 525	6 925	15 275	6 600	14 550	6 350	14 000
600	87	15 875	35 000	10 000	22 050	8 625	19 025	7 525	16 600	7 175	15 825	6 900	15 200

Liquid and salt ballasting

Always use a tube when filled with water/salt.

Tyre volume 100%		Water filling (75%)		Water / salt filling (75% / -30°C / -22°F)					
				Water		Salt ($CaCl_2$)		Total weight increase	
l	gal (US)	l	gal (US)	l	gal (US)	kg	lbs	kg	lbs
293		220		180		92		272	

Tubes and valves

Valve tubeless	Tube product code	Valve tube-type
TR 618 A	T55092	TR 218 A

Pressure recommendations

Total Weight of Excavator (kg)	Inflation pressure recommendations (kPa)
14.000	425
16.000	475
18.000	550
20.000	600

Assumptions:
- Max speed 40 km/h
- Normal bucket, no special accessories
- If special tools/accessories are used the actual tyre loads should be measured and inflation pressures defined accordingly.

Nokian Excavator 710/40-22.5 24PR – T445606

SF = STEEL FORTIFIED TL = TUBELESS, may be fitted with or without tube

Product code	Size	LI/SS	PR	TT/TL	Steel fortified	Rim	Permitted rims	Width		Diameter		Tread depth		Max inflation pressure		Loaded static radius		Rolling circumference	
								mm	in	mm	in	mm	32 nds	kPa	psi	mm	in	mm	in
T445606	710/40-22.5	173 A8	24	TL	SF	AG24.00		700	27.6	1 150	45.3	40	50	550	80	526	20.7	3 506	138.0

Load capacity values at different speeds and pressures

Inflation pressure		Static		5 km/h / 3 mph		10 km/h / 6 mph		20 km/h / 12 mph		30 km/h / 19 mph		40 km/h / 25 mph	
kPa	psi	kg	lb	kg	lb	kg	lb	kg	lb	kg	lb	kg	lb
240	35	7 250	15 975	4 575	10 075	3 950	8 700	3 425	7 550	3 275	7 225	3 150	6 950
320	46	9 200	20 275	5 800	12 775	5 000	11 025	4 350	9 600	4 150	9 150	4 000	8 825
400	58	11 225	24 750	7 075	15 600	6 100	13 450	5 325	11 750	5 075	11 200	4 875	10 750
500	73	13 800	30 425	8 700	19 175	7 500	16 525	6 550	14 450	6 250	13 775	6 000	13 225
550	80	15 075	33 225	9 500	20 950	8 200	18 075	7 150	15 775	6 800	15 000	6 550	14 450

Liquid and salt ballasting

Always use a tube when filled with water/salt.

Tyre volume 100%		Water filling (75%)		Water / salt filling (75% / -30°C / -22°F)					
				Water		Salt ($CaCl_2$)		Total weight increase	
l	gal (US)	l	gal (US)	l	gal (US)	kg	lbs	kg	lbs
327		220		201		103		303	

Tubes and valves

Valve tubeless	Tube product code	Valve tube-type
TR 618 A	T55092	TR 218 A

Pressure recommendations

Total Weight of Excavator (kg)	Inflation pressure recommendations (kPa)
14.000	400
16.000	450
18.000	500
20.000	575

Assumptions:
- Max speed 40 km/h
- Normal bucket, no special accessories
- If special tools/accessories are used the actual tyre loads should be measured and inflation pressures defined accordingly.

Nokian Excavator – all sizes

SF = STEEL FORTIFIED TL = TUBELESS, may be fitted with or without tube

Product code	Size	LI/SS	PR	TT/TL	Steel fortified	Rim	Permitted rims	Width		Diameter		Tread depth		Max inflation pressure		Loaded static radius		Rolling circumference	
								mm	in	mm	in	mm	32 nds	kPa	psi	mm	in	mm	in
T445633	600/50-22.5	165 A8	20	TL	SF	AG20.00		600	23.6	1 150	45.3	40	50	450	66	524	20.6	3 506	138.0
T445604	600/50-22.5	173 A8	24	TL	SF	AG20.00		600	23.6	1 150	45.3	40	50	600	87	523	20.6	3 531	139.0
T445605	650/45-22.5	175 A8	24	TL	SF	AG22.00	AG20.00	650	25.6	1 150	45.3	40	50	600	87	527	20.7	3 521	138.6
T445606	710/40-22.5	173 A8	24	TL	SF	AG24.00		700	27.6	1 150	45.3	40	50	550	80	526	20.7	3 506	138.0

Nokian TRS LS-2 SF Excavator

Notice! Not for forestry use.

For excavators in forestry applications always use 20 PR forestry tyres. **See forestry tyres.**

Reliable traction

- Tubeless tyre for excavators
- Excellent tractional features for road contracting and agriculture
- Cut resistant compound
- Steel fortified against punctures



Nokian TRS LS-2 Excavator tread depth measuring point on top of tie-bar

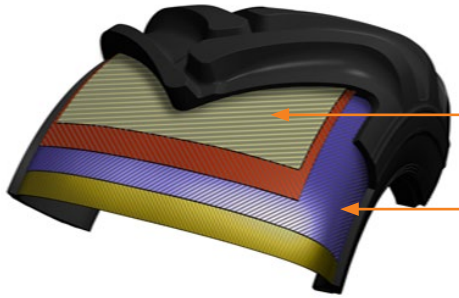

Nokian TRS LS-2 Excavator with steel fortification

- The tyre carcass is protected by steel fortification (SF).
- Multiple ply cords are laid at alternate angles substantially less than 90° to the centerline of the tread.

Sizes

- **Nokian TRS LS-2 SF Excavator 600/50-22.5 20PR – T445380**
- **Nokian TRS LS-2 SF Excavator 700/45-22.5 20PR – T445381**



Nokian TRS LS-2 SF Excavator 600/50-22.5 20PR – T445380

SF = STEEL FORTIFIED TL = TUBELESS, may be fitted with or without tube

Product code	Size	PR	Pattern	TT/TL	Steel fortified	Rim	Width				Diameter				Loaded static radius		Rolling circumference		Maximum inflation pressure		Total tread depth		Tread depth measured on top of tie-bar	
							New		Max		New		Max											
							mm	in	mm	in	mm	in	mm	in	mm	in	mm	in	kPa	psi	mm	32 nds in	mm	32 nds in
T445380	600/50-22.5	20	TRS LS-2	TL	SF	AG20.00	601	23.7	631	24.8	1 150	45.3	1 186	46.7	528	20.8	3 481	137.0	480	70	42	53	35	44

Load capacity values at different speeds and pressures

Inflation pressure		Load capacity kg/lbs											
kPa	psi	0 km/h	0 mph	5 km/h	3 mph	10 km/h	5 mph	20 km/h	12 mph	30 km/h	20 mph	40 km/h	25 mph
320	46	9 125	20 115	7 275	16 040	5 425	11 960	4 875	10 745	4 325	9 535	3 875	8 545
360	52	10 125	22 320	7 975	17 580	5 950	13 115	5 350	11 795	4 725	10 415	4 250	9 370
480	70	11 200	24 690	8 925	19 675	6 650	14 660	5 975	13 170	5 300	11 685	4 750	10 470

Liquid and salt ballasting

Tyre volume 100%		Water filling (75%)		Water / salt filling (75% / -30°C / -22°F)					
				Water		Salt ($CaCl_2$)		Total weight increase	
l	gal (US)	l	gal (US)	l	gal (US)	kg	lbs	kg	lbs
335	90	250	65	206	55	105	230	311	685

Tubes and valves

Valve tubeless	Tube product code	Valve tube-type
TR 618 A	T55089	TR 218 A

Nokian TRS LS-2 SF Excavator 700/45-22.5 20PR – T445381

SF = STEEL FORTIFIED TL = TUBELESS, may be fitted with or without tube

Product code	Size	PR	Pattern	TT/TL	Steel fortified	Rim	Width				Diameter				Loaded static radius		Rolling circumference		Maximum inflation pressure		Total tread depth		Tread depth measured on top of tie-bar	
							New		Max		New		Max											
							mm	in	mm	in	mm	in	mm	in	mm	in	mm	in	kPa	psi	mm	32 nds in	mm	32 nds in
T445381	700/45-22.5	20	TRS LS-2	TL	SF	AG24.00	700	27.6	735	28.9	1 150	45.3	1 186	46.7	521	20.5	3 456	136.1	480	70	42	53	35	44

Load capacity values at different speeds and pressures

Inflation pressure		Load capacity kg/lbs											
kPa	psi	0 km/h	0 mph	5 km/h	3 mph	10 km/h	5 mph	20 km/h	12 mph	30 km/h	20 mph	40 km/h	25 mph
320	46	10 600	23 370	8 450	18 630	6 300	13 890	5 650	12 455	5 025	11 080	4 500	9 920
360	52	11 775	25 960	9 400	20 725	7 000	15 430	6 275	13 835	5 575	12 290	5 000	11 025
480	70	12 850	28 330	10 250	22 595	7 625	16 810	6 850	15 100	6 075	13 395	5 450	12 015

Liquid and salt ballasting

Tyre volume 100%		Water filling (75%)		Water / salt filling (75% / -30°C / -22°F)					
				Water		Salt ($CaCl_2$)		Total weight increase	
l	gal (US)	l	gal (US)	l	gal (US)	kg	lbs	kg	lbs
405	105	305	80	249	65	127	280	376	830

Tubes and valves

Valve tubeless	Tube product code	Valve tube-type
TR 618 A	T55092	TR 218 A



Nokian TRS LS-2 SF Excavator – all sizes

SF = STEEL FORTIFIED TL = TUBELESS, may be fitted with or without tube

Product code	Size	PR	Pattern	TT/TL	Steel fortified	Rim	Width				Diameter				Loaded static radius		Rolling circumference		Maximum inflation pressure		Total tread depth		Tread depth measured on top of tie-bar	
							New		Max		New		Max											
							mm	in	mm	in	mm	in	mm	in	mm	in	mm	in	kPa	psi	mm	32 nds in	mm	32 nds in
T445380	600/50-22.5	20	TRS LS-2	TL	SF	AG20.00	601	23.7	631	24.8	1 150	45.3	1 186	46.7	528	20.8	3 481	137.0	480	70	42	53	35	44
T445381	700/45-22.5	20	TRS LS-2	TL	SF	AG24.00	700	27.6	735	28.9	1 150	45.3	1 186	46.7	521	20.5	3 456	136.1	480	70	42	53	35	44

Nokian Forest Rider

Efficiency for versatile forestry contracting, tractors and forestry machines

- A sturdy and stable radial special tyre for heavy forest-use tractors and forestry machines
- A more pleasant and smoother driving response than with traditional forestry tyres, which enhances the comfort and ergonomics of use in versatile harvesting and forest soil cultivating tasks
- High load capacity
- Low rolling resistance reducing fuel consumption
- Excellent traction and grip thanks to radial structure and optimised lug angle

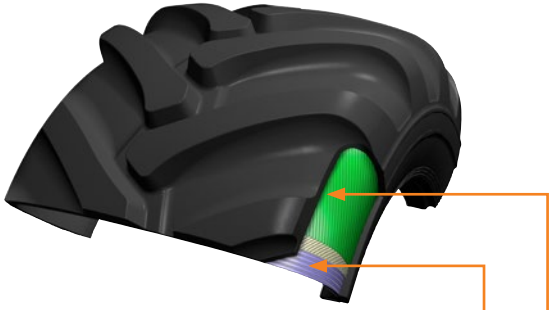

Radial Tyre

The tyre carcass is stabilized by an inextensible circumferential belt (SB = steel belt).

- Sidewall puncture protector.
- The ply cords are laid substantially at 90° to the centerline of the tread.

Sizes

More information on the **Nokian Forest Rider** sizes is available in the **Forestry tyres** section on **page 81**.

- **Nokian Forest Rider 600/60R28 – T445466**
- **Nokian Forest Rider 600/70R30 – T445461**
- **Nokian Forest Rider 600/65R34 – T445460**
- **Nokian Forest Rider 710/55R34 – T445455**
- **Nokian Forest Rider 710/70R34 – T445517**
- **Nokian Forest Rider 650/65R38 – T445464**
- **Nokian Forest Rider 650/85R38 – T445457**

Nokian CT



Nokian CT – Stability for transporting high loads

High loads and versatile working environments require special properties from a tyre in construction transporting. Nokian CT is a unique solution to heavy earthmoving trailers. Its strength and stability are on class of its own either at challenging conditions on site or on road.

- Tyre carcass has inextensible circumferential triple-layer-steel belt (SB = steel belt).
- Nokian CT has multi-layer, high-strength radial textile carcass.

Properties:

- Wide contact area provides good lateral balance and high flotation on soft surfaces
- Tread designed for earthmoving endures rocky surfaces as well as high wearing roads
- Tread grooves have been designed for very good self-cleaning
- Multiple steel cord layers reinforce tread area against punctures
- Ultra strong multilayer construction enables high load capacity and functions stable on all circumstances
- Tread patterns asymmetric block array lowers the noise level on road considerably

Sizes

More information on the **Nokian CT** sizes is available in the **Agricultural tyres** section on **page 146**.

- **Nokian CT 560/60R22.5 – T445626**
- **Nokian CT 600/50R22.5 – T445627**
- **Nokian CT 600/55R26.5 – T445628**
- **Nokian CT 600/60R30.5 – T445629**
- **Nokian CT 650/55R26.5 – T445556**

Contact areas on a hard driving surface

TRI patterns have a significantly larger net contact area compared with traditional tractor drive tyres. This results in significant improvement in friction rate, grip, and wear rate.

Ground contact area ratios

Normal tractor drive tyre



20–25 % net contact area

Normal section TRI

42 % net contact area

80 series TRI 2

39 % net contact area

80 series Hakkapeliitta TRI

45 % net contact area

Contact areas on a hard driving surface

Contact area on hard surface

The deflection takes place only on the tyre and not at all on the ground. The values in the table are valid at the nominal load and air pressure conditions.

Contact area on soft soil

The deflection takes place mainly on the ground: the tyre sinks 15% of its diameter into ground, but the deflection will recover to half of the original value. It is impossible to compare actual measurements in different places, but comparison between different tyre sizes is possible with the help of the table below. Compared to the corresponding standard dimension TRI 2 tyre commonly gives an appr. 5–10% larger contact area.
65 series tyres will give an approximately 20–30% larger area compared to corresponding sizes with a normal section.

Nokian TRI 2

Size	Contact area			
	Hard surface cm²/in²		Soft surface cm²/in²	
85-series				
320/85R28	806	125	1 994	309
80-series				
250/80R16	376	58	1 091	169
340/80R18	711	110	1 717	266
360/80R20	810	126	1 950	302
300/80R24	674	104	1 608	249
340/80R24	755	117	1 980	307
360/80R24	845	131	2 115	328
400/80R24	1 035	160	2 525	391
440/80R24	1 200	186	2 895	449
360/80R28	947	147	2 324	360
400/80R28	1 065	165	2 730	423
440/80R28	1 270	197	3 120	484
440/80R30	1 290	200	3 230	501
480/80R30	1 515	235	3 665	568
440/80R34	1 375	213	3 455	535
480/80R34	1 590	246	3 910	606
480/80R38	1 645	255	4 150	643
540/80R38	2 030	315	5 030	780
620/80R42	2 743	425	6 434	997
75-series				
270/75R15	371	58	1 086	168
250/75R16	323	50	1 009	156
70-series				
360/70R20	735	114	1 835	284
500/70R24	1 523	236	3 608	559
65-series				
420/65R24	960	149	2 415	374
460/65R24	1 178	183	2 742	425
540/65R24	1 523	236	3 608	559
480/65R28	1 352	210	3 086	478
540/65R28	1 639	254	3 740	580
540/65R30	1 698	263	3 867	599
600/65R38	2 239	347	4 976	771
650/65R38	2 524	391	5 657	877
650/65R42	2 666	413	5 953	923

Nokian TRI

Size	Contact area			
	Hard surface cm²/in²		Soft surface cm²/in²	
11.2R24	530	82	1 530	237
16.9R24	1 130	175	2 810	436
16.9R30	1 180	183	3 130	485
18.4R30	1 440	223	3 570	553
65-series				
420/65R24	940	146	2 370	367
460/65R24	1 040	161	2 650	411
480/65R24	1 150	178	2 910	451
520/65R24	1 430	222	3 410	529
480/65R28	1 145	177	3 070	476
600/65R38	2 110	327	5 020	778
Bias Beltet				
18.4B30	1 440	223	3 575	554
580/65B30	1 870	290	4 440	688
580/65B34	1 990	308	4 730	733

Studs and chains

Studs

Nokian TRI 2 and Nokian TRI patterns offer an excellent winter grip. To gain even more traction and grip in extreme wet icy conditions the tyres can be studded. The following schematic pictures show the studding sequence.

Stud recommendation

- Recommended types are truck, tractor or construction machine studs
- Maximum stud lenght is 25 mm / 1 in
- Minimum stud flange is 9 mm / 11/32 in

Stud dimensioning examples

Stud marking	Stud length		Flange diameter		Stud hole diameter		Stud protrusion	
	mm	in	mm	in	mm	in	mm	in
9 - 15	15	19/32	9	11/32	4	5/32	2	3/32
11 - 15	15	19/32	11	14/32	5	6/32	2	3/32
11 - 17	17	21/32	11	14/32	5	6/32	2.5	3/32
12 - 17	17	21/32	12	15/32	5	6/32	2.5	3/32
12 - 20	20	25/32	12	15/32	5	6/32	3	4/32
12 - 24	24	30/32	12	15/32	6	8/32	3	4/32
16 - 19	19	24/32	16	20/32	7	9/32	2.5	3/32

Nokian Hakkapeliitta TRI



Stud places marked.

Nokian TRI 2



Nokian TRI

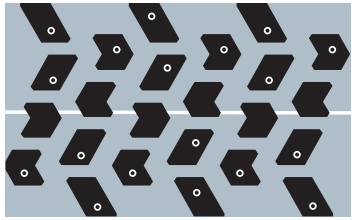

Nokian TRI 65 series



Studs and chains

Number of studs – Nokian TRI 2

Size	Pattern	Number of studs
85-series		
320/85R28	TRI 2	168
80-series		
250/80R16	TRI 2	144
340/80R18	TRI 2	144
360/80R20	TRI 2	144
300/80R24	TRI 2	168
340/80R24	TRI 2	168
360/80R24	TRI 2	168
400/80R24	TRI 2	168
440/80R24	TRI 2	168
360/80R28	TRI 2	168
400/80R28	TRI 2	168
440/80R28	TRI 2	168
440/80R30	TRI 2	168
480/80R30	TRI 2	168
440/80R34	TRI 2	192
480/80R34	TRI 2	192
480/80R38	TRI 2	192
540/80R38	TRI 2	192
620/80R42	TRI 2	192
75-series		
270/75R15	TRI 2	144
250/75R16	TRI 2	144
70-series		
360/70R20	TRI 2	144
500/70R24	TRI 2	168
65-series		
420/65R24	TRI 2	168
460/65R24	TRI 2	168
540/65R24	TRI 2	168
480/65R28	TRI 2	168
540/65R28	TRI 2	168
540/65R30	TRI 2	168
600/65R38	TRI 2	192
650/65R38	TRI 2	192
650/65R42	TRI 2	192

Number of studs – Nokian TRI

Size	Pattern	Number of studs
65-series		
460/65R24	TRI	176
480/65R24	TRI	184
Bias Beltet		
18.4B34	TRI	144
580/65B30	TRI	184
580/65B34	TRI	192

Number of studs – Nokian Hakkapeliitta TRI

Size	Number of studs	Max. stud flange diameter (mm)	Max. stud height (mm)
400/70R20	168	9	24
420/65R24	168	9	24
360/80R24	168	9	24
400/80R24	168	9	24
440/80R24	168	9	24
400/80R28	168	9	24
440/80R28	168	12	25
540/65R30	168	12	25
440/80R34	192	12	25
480/80R34	192	12	25
480/80R38	192	12	25
540/80R38	192	12	25
650/65R42	192	12	25

Chains

It is recommended to use chains only for short periods at a time. Chains shorten the tyre lifetime. Nokian Heavy Tyres limited warranty doesn't cover any damages made by accessories including the use of chains.
The use of chains comes into question when extreme conditions require additional grip. Then it is recommended to use chains only at low speeds and remove them when they are not needed anymore (i.e. road transit).
Before installing chains inspect them for sharp edges or welding burs.
Ensure that the chains are at the right tightness. Chains too loose can slip on the tyre and cause excessive wear.
It is important to check that no chain rings are broken or that no individual rings have turned so that calks cut into the tyre. Calks can cut into the tyre also when chains are severely worn and over stretched.

Mounting tyres on four wheel drive tractors

The mounting of tyres on a four wheel drive tractor must be done with great care in order to produce the best driving results and maintain the tyres' service life. Generally, the actual rolling circumference of a front tyre should be 1–4 % higher than the rolling circumference calculated using the gear ratio. Excessive traction in the front tyres can cause quick wear and reduce mileage, while insufficient traction in the front tyres will make the tractor more difficult to steer. Check the manual of the tractor in question for detailed instructions on the calculation of rolling circumferences (gear ratio). When changing the tyre size or type, always check the relationship between the rolling circumferences and make sure that the combination is within the limits given by the manufacturer.

Examples of the calculation

The basis for the calculation is the gear ratio between the front and rear axle, with which the rolling circumference of the required front tyre can be calculated.

Example 1: Calculating the rolling circumference of front tyres

Tyre size	Rolling circumference (from tyre manufacturer)
16.9R28 TRI	4222 mm
20.8R38 TRI	5448 mm

Tractor gear ratio: 1.329. The target is 1–5% traction (lead) for front tyres.

$$\frac{\text{5448 mm (rear tyre rolling circumference)}}{\text{1.329 (gear ratio)}} = \text{4099 mm (no traction)}$$

1% traction: 1.01 x 4099 mm = 4140 mm
5% traction: 1.05 x 4099 mm = 4304 mm
The selected tyre 16.9R28 TRI has a rolling circumference (4140 mm < 4222 mm < 4303 mm) which is within the limit given by the manufacturer.
The front tyre's traction is 4222 / 4099 = 1.030, i.e. 3.0%.

Example 2: Switching to TRI 2 tyres on the above mentioned machine

Gear ratio: 1.329. The target is 1–5% traction for the front tyre.

The control calculation must be verified. It must be noted as well that the TRI 2 and TRI tyres have a different rolling circumference than a correspondent tyre with a lug pattern.

Tyre size	Rolling circumference (from tyre manufacturer)
440/80R28 TRI 2	4266 mm
540/80R38 TRI 2	5529 mm

Verification:

$$\frac{\text{5529 mm (rear tyre rolling circumference)}}{\text{1.329 (gear ratio)}} = \text{4160 mm (traction 0\%)}$$

1% traction: 1.01 x 4160 mm = 4202 mm
5% traction: 1.05 x 4160 mm = 4368 mm
The selected tyre 440/80R28 has a rolling circumference (4202 mm < 4266 mm < 4368 mm) which is within the limit given by the manufacturer.
The front tyre's traction is 4266 / 4160 = 1.025, i.e. 2.5%.

The methods above can be used to check the suitability of new tyres when mounting them on a tractor with a known gear ratio. However, if this vital information is not available, you should contact the tractor's manufacturer or importer.

Multipurpose tyres

With all-terrain trucks and military vehicles, you never know what weather or terrain lies ahead. That's why Nokian Tyres puts lots of creative passion into developing and customising our line of all-terrain tyres. With the expertise gained over the years and feedback from users, we have been able to create designs that give you the best possible performance on any terrain, any time of the year.

Contents

Multipurpose tyres

295
Nokian MPT Agile

298 **Stud recommendations**

NOTICE!
Manual may contain technical information also on omitted products.

Nokian MPT Agile

Load-carrying capacity for off-road trucks and armoured vehicles

- Both road and off-road use
- Good steering responce
- Low noise level
- Excellent wear resistance
- Excellent mobility for summer and winter
- Developed for use also with studs and chains

Driving Safety Indicator (DSI)

Remaining tread depth in mm 365/80R20
Nokian MPT Agile

Notice! MPT = Multi Purpose Tyre

Sizes

- **Nokian MPT Agile 14.00R20 – T445231**
- **Nokian MPT Agile 365/80R20 – T445431**

Nokian MPT Agile 14.00R20 – T445231

G = 90 km/h / 55 mph

Product code	Size	LI/SS	Pattern	TT/TL	Rim	Permitted rims	Width		Diameter		Loaded static radius		Rolling circumference		Maximum inflation pressure		Load capacity kg/lbs				Tread depth	
							mm	in	mm	in	mm	in	mm	in	kPa	psi	50 km/h	30 mph	90 km/h	55 mph	mm	32 nds in
T445231	14.00R20	164 G	MPT Agile	TL	10.0 (TT), 10.00V (TL, run flat device*)	9.0, 10.00W (TL, run flat device*)	380	15.0	1 264	49.8	585	23.0	3 850	151.6	750	109	5 600	12 345	5 000	11 025	25	32

* A run flat insert is a mobility aid for tubeless multi-piece wheels. After puncture the run flat device will permit the vehicle to run with a flat tyre.

Load capacity values at different speeds and pressures

Inflation Pressure		0 km/h	0 mph	10 km/h	5 mph	20 km/h	12.5 mph	30 km/h	20 mph	40 km/h	25 mph	50 km/h	30 mph	60 km/h	35 mph	70 km/h	43 mph	80 km/h	50 mph	90 km/h	55 mph
kPa	psi	kg	lbs	kg	lbs	kg	lbs	kg	lbs	kg	lbs	kg	lbs	kg	lbs	kg	lbs	kg	lbs	kg	lbs
350	51	6 440	14 200	4 635	10 220	3 865	8 520	3 220	7 100	2 960	6 525	2 885	6 360	2 835	6 250	2 755	6 075	2 680	5 910	2 575	5 675
550	80	9 125	20 115	6 570	14 485	5 475	12 070	4 562	10 055	4 200	9 260	4 090	9 015	4 015	8 850	3 905	8 610	3 795	8 365	3 650	8 045
750	109	12 500	27 560	9 000	19 840	7 500	16 535	6 250	13 780	5 750	12 675	5 600	12 345	5 500	12 125	5 350	11 795	5 200	11 465	5 000	11 025

Liquid and salt ballasting

Tyre volume 100%		Water filling (75%)		Water / salt filling (75% / -30°C / -22°F)					
				Water		Salt ($CaCl_2$)		Total weight increase	
l	gal (US)	l	gal (US)	l	gal (US)	kg	lbs	kg	lbs
245	65	185	50	151	40	77	170	228	505

Tubes and valves

Valve tubeless	Tube product code	Valve tube-type
TR650	T52920	V3.02.16

Nokian MPT Agile 365/80R20 – T445431

G = 90 km/h / 55 mph

Product code	Size	LI/SS	Pattern	TT/TL	Rim	Permitted rims	Width		Diameter		Loaded static radius		Rolling circumference		Maximum inflation pressure		Load capacity kg/lbs				Tread depth	
							mm	in	mm	in	mm	in	mm	in	kPa	psi	50 km/h	30 mph	90 km/h	55 mph	mm	32 nds in
T445431	365/80R20	152 G	MPT Agile	TL	11	11 SDC, 12, 12 SDC	360	14.2	1 092	43.0	505	19.9	3 343	131.6	625	91	3 975	8 765	3 550	7 825	20	19

Load capacity values at different speeds and pressures

Inflation Pressure		0 km/h	0 mph	10 km/h	5 mph	20 km/h	12.5 mph	30 km/h	20 mph	40 km/h	25 mph	50 km/h	30 mph	60 km/h	35 mph	70 km/h	43 mph	80 km/h	50 mph	90 km/h	55 mph
kPa	psi	kg	lbs	kg	lbs	kg	lbs	kg	lbs	kg	lbs	kg	lbs	kg	lbs	kg	lbs	kg	lbs	kg	lbs
300	44	5 000	11 025	3 600	7 935	3 000	6 615	2 500	5 510	2 300	5 070	2 240	4 940	2 200	4 850	2 140	4 720	2 080	4 585	2 000	4 410
450	65	6 810	15 015	4 905	10 815	4 090	9 015	3 405	7 505	3 135	6 910	3 050	6 725	3 000	6 615	2 915	6 425	2 835	6 250	2 725	6 010
575	83	8 125	17 910	5 850	12 895	4 875	10 745	4 065	8 960	3 740	8 245	3 640	8 025	3 575	7 880	3 480	7 670	3 380	7 450	3 250	7 165
625	91	8 875	19 565	6 390	14 085	5 325	11 740	4 440	9 790	4 085	9 005	3 975	8 765	3 905	8 610	3 800	8 375	3 690	8 135	3 550	7 825

Liquid and salt ballasting

Tyre volume 100%		Water filling (75%)		Water / salt filling (75% / -30°C / -22°F)					
				Water		Salt ($CaCl_2$)		Total weight increase	
l	gal (US)	l	gal (US)	l	gal (US)	kg	lbs	kg	lbs
185	50	140	35	114	30	58	130	172	380

Tubes and valves

Valve tubeless	Tube product code	Valve tube-type
TR650	T55093	TRJ1175

Nokian MPT Agile – all sizes

Product code	Size	LI/SS	Pattern	TT/TL	Rim	Permitted rims	Width		Diameter		Loaded static radius		Rolling circumference		Maximum inflation pressure		Load capacity kg/lbs				Tread depth	
							mm	in	mm	in	mm	in	mm	in	kPa	psi	50 km/h	30 mph	90 km/h	55 mph	mm	32 nds in
T445231	14.00R20	164 G	MPT Agile	TL	10.0 (TT), 10.00V (TL, run flat device*)	9.0, 10.00W (TL, run flat device*)	380	15.0	1 264	49.8	585	23.0	3 850	151.6	750	109	5 600	12 345	5 000	11 025	25	32
T445431	365/80R20	152 G	MPT Agile	TL	11	11 SDC, 12, 12 SDC	360	14.2	1 092	43.0	505	19.9	3 343	131.6	625	91	3 975	8 765	3 550	7 825	20	19

Stud recommendations

1) Nokian MPT Agile tyres are part of the truck tyre norm. Therefore:

Recommended stud for truck tyres has a length of 15 mm / 19/32 nds of an inch and flange diameter of 11 mm / 14/32 nds of inch.

Stud				Drilled stud hole			
Length		Flange diameter		Diameter		Depth	
mm	32 nds in	mm	32 nds in	mm	32 nds in	mm	32 nds in
15	19	11	14	5	6	13	16

2) Nokian MPT Agile tyres used in Military or i.e. Fire Truck applications can also be used with 13 mm / 16/32 nds of inch flange studs.

This larger flange diameter gives better overall performance, but often requires special approval for the use.

Stud				Drilled stud hole			
Length		Flange diameter		Diameter		Depth	
mm	32 nds in	mm	32 nds in	mm	32 nds in	mm	32 nds in
15	19	13	16	6	8	13	16

3) Stud amount in tyres (EU / since 1st July 2009):

Maximum of 50 pcs of studs allowed for every 1 m / 39,4 inch of tyre circumference.

With the MPT Agile pattern type, the amount of studs:

365/80R20 MPT Agile	171 pcs max (evenly distributed 168 pcs)
14.00R20 MPT Agile	198 pcs max (evenly distributed 192 pcs)

Truck tyre stud (max. 3 g / 0,1 oz)

Stud places in MPT tyres

O = Normal stud places, 144 in total
X = Additional stud places, 72 pcs

Notice! Please check your local legislation on stud use.

Special applications

General information includes:

300 Nokian TRI 2 trailer

307 Nokian Forest Rider trailer

NOTICE! Manual may contain technical information also on omitted products.

Nokian TRI 2 trailer

Load capacity values for implement (free rolling) use

Size: 340/80R18 TRI 2 138 D TL

Constant		0.8 bar	12 psi	1.2 bar	17 psi	1.6 bar	23 psi	2.0 bar	29 psi	2.4 bar	35 psi	2.8 bar	41 psi	3.2 bar	46 psi	4.0 bar	58 psi
km/h	mph	kg	lbs	kg	lbs	kg	lbs	kg	lbs	kg	lbs	kg	lbs	kg	lbs	kg	lbs
10	5	1 420	3 130	1 760	3 880	2 140	4 720	2 350	5 180	2 750	6 065	3 080	6 790	3 340	7 365	4 040	8 905
25	15	1 290	2 845	1 610	3 550	1 950	4 300	2 140	4 720	2 510	5 535	2 810	6 195	3 040	6 700	3 700	8 155
30	20	1 240	2 735	1 540	3 395	1 860	4 100	2 050	4 520	2 400	5 290	2 680	5 910	2 910	6 415	3 540	7 805
40	25	1 110	2 445	1 390	3 065	1 680	3 705	1 840	4 055	2 160	4 760	2 420	5 335	2 620	5 775	3 180	7 010
65	40	-	-	1 090	2 405	1 320	2 910	1 450	3 195	1 700	3 750	1 900	4 190	2 060	4 540	2 500	5 510

Size: 360/80R20 TRI 2 143 D TL

Constant		0.8 bar	12 psi	1.2 bar	17 psi	1.6 bar	23 psi	2.0 bar	29 psi	2.4 bar	35 psi	2.8 bar	41 psi	3.2 bar	46 psi	4.0 bar	58 psi
km/h	mph	kg	lbs	kg	lbs	kg	lbs	kg	lbs	kg	lbs	kg	lbs	kg	lbs	kg	lbs
10	5	1 620	3 570	2 020	4 455	2 350	5 180	2 750	6 065	3 160	6 965	3 540	7 805	3 820	8 420	4 540	10 010
25	15	1 480	3 265	1 850	4 080	2 140	4 720	2 510	5 535	2 880	6 350	3 220	7 100	3 500	7 715	4 140	9 125
30	20	1 410	3 110	1 760	3 880	2 050	4 520	2 400	5 290	2 750	6 065	3 080	6 790	3 340	7 365	3 960	8 730
40	25	1 270	2 800	1 590	3 505	1 840	4 055	2 160	4 760	2 480	5 465	2 770	6 105	3 000	6 615	3 560	7 850
65	40	-	-	1 250	2 755	1 450	3 195	1 700	3 750	1 950	4 300	2 180	4 805	2 360	5 205	2 800	6 175

Size: 300/80R24 TRI 2 128 D TL

Constant		0.8 bar	12 psi	1.2 bar	17 psi	1.6 bar	23 psi	2.0 bar	29 psi	2.4 bar	35 psi	2.8 bar	41 psi	3.2 bar	46 psi
km/h	mph	kg	lbs	kg	lbs	kg	lbs	kg	lbs	kg	lbs	kg	lbs	kg	lbs
10	5	1 330	2 930	1 670	3 680	2 020	4 455	2 260	4 980	2 590	5 710	2 910	6 415	3 160	6 965
25	15	1 220	2 690	1 520	3 350	1 850	4 080	2 070	4 565	2 360	5 205	2 660	5 865	2 880	6 350
30	20	1 160	2 555	1 450	3 195	1 760	3 880	1 980	4 365	2 260	4 980	2 540	5 600	2 750	6 065
40	25	1 050	2 315	1 310	2 890	1 590	3 505	1 780	3 925	2 030	4 475	2 290	5 050	2 480	5 465
65	40	-	-	1 030	2 270	1 250	2 755	1 400	3 085	1 600	3 525	1 800	3 970	1 950	4 300

Size: 340/80R24 TRI 2 135 D TL

Constant		0.8 bar	12 psi	1.2 bar	17 psi	1.6 bar	23 psi	2.0 bar	29 psi	2.4 bar	35 psi	2.8 bar	41 psi	3.2 bar	46 psi
km/h	mph	kg	lbs	kg	lbs	kg	lbs	kg	lbs	kg	lbs	kg	lbs	kg	lbs
10	5	1 620	3 570	2 020	4 455	2 350	5 180	2 750	6 065	3 160	6 965	3 540	7 805	3 820	8 420
25	15	1 480	3 265	1 850	4 080	2 140	4 720	2 510	5 535	2 880	6 350	3 220	7 100	3 500	7 715
30	20	1 410	3 110	1 760	3 880	2 050	4 520	2 400	5 290	2 750	6 065	3 080	6 790	3 340	7 365
40	25	1 270	2 800	1 590	3 505	1 840	4 055	2 160	4 760	2 480	5 465	2 770	6 105	3 000	6 615
65	40	-	-	1 250	2 755	1 450	3 195	1 700	3 750	1 950	4 300	2 180	4 805	2 360	5 205

Size: 360/80R24 TRI 2 138 D TL

Constant		0.8 bar	12 psi	1.2 bar	17 psi	1.6 bar	23 psi	2.0 bar	29 psi	2.4 bar	35 psi	2.8 bar	41 psi	3.2 bar	46 psi
km/h	mph	kg	lbs	kg	lbs	kg	lbs	kg	lbs	kg	lbs	kg	lbs	kg	lbs
10	5	1 760	3 880	2 200	4 850	2 670	5 885	2 990	6 590	3 440	7 585	3 820	8 420	4 180	9 215
25	15	1 610	3 550	2 010	4 430	2 440	5 380	2 730	6 020	3 140	6 920	3 500	7 715	3 800	8 375
30	20	1 540	3 395	1 920	4 235	2 330	5 135	2 610	5 755	2 990	6 590	3 340	7 365	3 640	8 025
40	25	1 390	3 065	1 730	3 815	2 100	4 630	2 350	5 180	2 700	5 950	3 000	6 615	3 280	7 230
65	40	-	-	1 360	3 000	1 650	3 640	1 850	4 080	2 120	4 675	2 360	5 205	2 575	5 675

Size: 400/80R24 TRI 2 144 D TL

Constant		0.8 bar	12 psi	1.2 bar	17 psi	1.6 bar	23 psi	2.0 bar	29 psi	2.4 bar	35 psi	2.8 bar	41 psi	3.2 bar	46 psi
km/h	mph	kg	lbs	kg	lbs	kg	lbs	kg	lbs	kg	lbs	kg	lbs	kg	lbs
10	5	2080	4585	2590	5710	3160	6965	3540	7805	4040	8905	4540	10010	4860	10715
25	15	1900	4190	2360	5205	2880	6350	3220	7100	3700	8155	4140	9125	4440	9790
30	20	1810	3990	2260	4980	2750	6065	3080	6790	3540	7805	3960	8730	4240	9350
40	25	1630	3595	2030	4475	2480	5465	2770	6105	3180	7010	3560	7850	3820	8420
65	40	-	-	1600	3525	1950	4300	2180	4805	2500	5510	2800	6175	3000	6615

Size: 440/80R24 TRI 2 149 D TL

Constant		0.8 bar	12 psi	1.2 bar	17 psi	1.6 bar	23 psi	2.0 bar	29 psi	2.4 bar	35 psi	2.8 bar	41 psi	3.2 bar	46 psi
km/h	mph	kg	lbs	kg	lbs	kg	lbs	kg	lbs	kg	lbs	kg	lbs	kg	lbs
10	5	2 350	5 180	2 990	6 590	3 620	7 980	4 040	8 905	4 700	10 360	5 260	11 595	5 580	12 300
25	15	2 140	4 720	2 730	6 020	3 320	7 320	3 700	8 155	4 280	9 435	4 800	10 580	5 100	11 245
30	20	2 050	4 520	2 610	5 755	3 160	6 965	3 540	7 805	4 100	9 040	4 600	10 140	4 880	10 760
40	25	1 840	4 055	2 350	5 180	2 850	6 285	3 180	7 010	3 700	8 155	4 140	9 125	4 400	9 700
65	40	-	-	1 850	4 080	2 240	4 940	2 500	5 510	2 900	6 395	3 250	7 165	3 450	7 605

Size: 360/80R28 TRI 2 142 D

Constant		0.8 bar	12 psi	1.2 bar	17 psi	1.6 bar	23 psi	2.0 bar	29 psi	2.4 bar	35 psi	2.8 bar	41 psi	3.2 bar	46 psi
km/h	mph	kg	lbs	kg	lbs	kg	lbs	kg	lbs	kg	lbs	kg	lbs	kg	lbs
10	5	1 910	4 210	2 350	5 180	2 830	6 240	3 240	7 145	3 720	8 200	4 180	9 215	4 420	9 745
25	15	1 740	3 835	2 140	4 720	2 590	5 710	2 950	6 505	3 400	7 495	3 800	8 375	4 040	8 905
30	20	1 670	3 680	2 050	4 520	2 470	5 445	2 820	6 215	3 260	7 185	3 640	8 025	3 860	8 510
40	25	1 500	3 305	1 840	4 055	2 230	4 915	2 540	5 600	2 920	6 435	3 280	7 230	3 480	7 670
65	40	-	-	1 450	3 195	1 750	3 860	2 000	4 410	2 300	5 070	2 575	5 675	2 725	6 010

Size: 400/80R28 TRI 2 146 D TL

Constant		0.8 bar	12 psi	1.2 bar	17 psi	1.6 bar	23 psi	2.0 bar	29 psi	2.4 bar	35 psi	2.8 bar	41 psi	3.2 bar	46 psi
km/h	mph	kg	lbs	kg	lbs	kg	lbs	kg	lbs	kg	lbs	kg	lbs	kg	lbs
10	5	2 200	4 850	2 750	6 065	3 340	7 365	3 820	8 420	4 300	9 480	4 860	10 715	5 260	11 595
25	15	2 010	4 430	2 510	5 535	3 040	6 700	3 500	7 715	3 920	8 640	4 440	9 790	4 800	10 580
30	20	1 920	4 235	2 400	5 290	2 910	6 415	3 340	7 365	3 740	8 245	4 240	9 350	4 600	10 140
40	25	1 730	3 815	2 160	4 760	2 620	5 775	3 000	6 615	3 380	7 450	3 820	8 420	4 140	9 125
65	40	-	-	1 700	3 750	2 060	4 540	2 360	5 205	2 650	5 840	3 000	6 615	3 250	7 165

Size: 440/80R28 TRI 2 151 D TL

Constant		0.8 bar	12 psi	1.2 bar	17 psi	1.6 bar	23 psi	2.0 bar	29 psi	2.4 bar	35 psi	2.8 bar	41 psi	3.2 bar	46 psi
km/h	mph	kg	lbs	kg	lbs	kg	lbs	kg	lbs	kg	lbs	kg	lbs	kg	lbs
10	5	2 590	5 710	3 240	7 145	3 940	8 685	4 420	9 745	4 980	10 980	5 580	12 300	6 100	13 450
25	15	2 360	5 205	2 950	6 505	3 600	7 935	4 040	8 905	4 540	10 010	5 100	11 245	5 540	12 215
30	20	2 260	4 980	2 820	6 215	3 440	7 585	3 860	8 510	4 340	9 570	4 880	10 760	5 300	11 685
40	25	2 030	4 475	2 540	5 600	3 100	6 835	3 480	7 670	3 920	8 640	4 400	9 700	4 780	10 540
65	40	-	-	2 000	4 410	2 430	5 355	2 725	6 010	3 075	6 780	3 450	7 605	3 750	8 265

Size: 440/80R30 TRI 2 153 D TL

Constant		0.8 bar	12 psi	1.2 bar	17 psi	1.6 bar	23 psi	2.0 bar	29 psi	2.4 bar	35 psi	2.8 bar	41 psi	3.2 bar	46 psi
km/h	mph	kg	lbs	kg	lbs	kg	lbs	kg	lbs	kg	lbs	kg	lbs	kg	lbs
10	5	2 670	5 885	3 340	7 365	4 040	8 905	4 540	10 010	5 100	11 245	5 740	12 655	6 300	13 890
25	15	2 440	5 380	3 040	6 700	3 700	8 155	4 140	9 125	4 660	10 275	5 240	11 550	5 720	12 610
30	20	2 330	5 135	2 910	6 415	3 540	7 805	3 960	8 730	4 460	9 835	5 020	11 065	5 480	12 080
40	25	2 100	4 630	2 620	5 775	3 180	7 010	3 560	7 850	4 020	8 860	4 520	9 965	4 940	10 890
65	40	-	-	2 060	4 540	2 500	5 510	2 800	6 175	3 150	6 945	3 550	7 825	3 875	8 545

Size: 480/80R30 TRI 2 157 D TL

Constant		0.8 bar	12 psi	1.2 bar	17 psi	1.6 bar	23 psi	2.0 bar	29 psi	2.4 bar	35 psi	2.8 bar	41 psi	3.2 bar	46 psi
km/h	mph	kg	lbs	kg	lbs	kg	lbs	kg	lbs	kg	lbs	kg	lbs	kg	lbs
10	5	3 080	6 790	3 820	8 420	4 540	10 010	5 100	11 245	5 900	13 005	6 700	14 770	7 100	15 655
25	15	2 810	6 195	3 500	7 715	4 140	9 125	4 660	10 275	5 400	11 905	6 100	13 450	6 500	14 330
30	20	2 680	5 910	3 340	7 365	3 960	8 730	4 460	9 835	5 160	11 375	5 820	12 830	6 200	13 670
40	25	2 420	5 335	3 000	6 615	3 560	7 850	4 020	8 860	4 640	10 230	5 260	11 595	5 560	12 260
65	40	-	-	2 360	5 205	2 800	6 175	3 150	6 945	3 650	8 045	4 125	9 095	4 375	9 645

Size: 440/80R34 TRI 2 155 D TL

Constant		0.8 bar	12 psi	1.2 bar	17 psi	1.6 bar	23 psi	2.0 bar	29 psi	2.4 bar	35 psi	2.8 bar	41 psi	3.2 bar	46 psi
km/h	mph	kg	lbs	kg	lbs	kg	lbs	kg	lbs	kg	lbs	kg	lbs	kg	lbs
10	5	2 830	6 240	3 540	7 805	4 300	9 480	4 860	10 715	5 420	11 950	6 100	13 450	6 700	14 770
25	15	2 590	5 710	3 220	7 100	3 920	8 640	4 440	9 790	4 960	10 935	5 540	12 215	6 100	13 450
30	20	2 470	5 445	3 080	6 790	3 740	8 245	4 240	9 350	4 740	10 450	5 300	11 685	5 820	12 830
40	25	2 230	4 915	2 770	6 105	3 380	7 450	3 820	8 420	4 260	9 390	4 780	10 540	5 260	11 595
65	40	-	-	2 180	4 805	2 650	5 840	3 000	6 615	3 350	7 385	3 750	8 265	4 125	9 095

Size: 480/80R34 TRI 2 159D TL

Constant		0.8 bar	12 psi	1.2 bar	17 psi	1.6 bar	23 psi	2.0 bar	29 psi	2.4 bar	35 psi	2.8 bar	41 psi	3.2 bar	46 psi
km/h	mph	kg	lbs	kg	lbs	kg	lbs	kg	lbs	kg	lbs	kg	lbs	kg	lbs
10	5	3 240	7 145	4 040	8 905	4 860	10 715	5 420	11 950	6 300	13 890	7 100	15 655	7 500	16 535
25	15	2 950	6 505	3 700	8 155	4 440	9 790	4 960	10 935	5 720	12 610	6 500	14 330	6 850	15 100
30	20	2 820	6 215	3 540	7 805	4 240	9 350	4 740	10 450	5 480	12 080	6 200	13 670	6 550	14 440
40	25	2 540	5 600	3 180	7 010	3 820	8 420	4 260	9 390	4 940	10 890	5 560	12 260	5 880	12 965
65	40	-	-	2 500	5 510	3 000	6 615	3 350	7 385	3 875	8 545	4 375	9 645	4 625	10 195

Size: 480/80R38 TRI 2 161 D TL

Constant		0.8 bar	12 psi	1.2 bar	17 psi	1.6 bar	23 psi	2.0 bar	29 psi	2.4 bar	35 psi	2.8 bar	41 psi	3.2 bar	46 psi
km/h	mph	kg	lbs	kg	lbs	kg	lbs	kg	lbs	kg	lbs	kg	lbs	kg	lbs
10	5	3 440	7 585	4 300	9 480	5 100	11 245	5 740	12 655	6 700	14 770	7 500	16 535	7 900	17 415
25	15	3 140	6 920	3 920	8 640	4 660	10 275	5 240	11 550	6 100	13 450	6 850	15 100	7 200	15 875
30	20	2 990	6 590	3 740	8 245	4 460	9 835	5 020	11 065	5 820	12 830	6 550	14 440	6 900	15 210
40	25	2 700	5 950	3 380	7 450	4 020	8 860	4 520	9 965	5 260	11 595	5 880	12 965	6 200	13 670
65	40	-	-	2 650	5 840	3 150	6 945	3 550	7 825	4 125	9 095	4 625	10 195	4 875	10 745

Size: 540/80R38 TRI 2 167 D TL

Constant		0.8 bar	12 psi	1.2 bar	17 psi	1.6 bar	23 psi	2.0 bar	29 psi	2.4 bar	35 psi	2.8 bar	41 psi	3.2 bar	46 psi
km/h	mph	kg	lbs	kg	lbs	kg	lbs	kg	lbs	kg	lbs	kg	lbs	kg	lbs
10	5	4 040	8 905	5 100	11 245	6 100	13 450	6 900	15 210	7 900	17 415	8 850	19 510	9 400	20 725
25	15	3 700	8 155	4 660	10 275	5 540	12 215	6 300	13 890	7 200	15 875	8 050	17 745	8 600	18 960
30	20	3 540	7 805	4 460	9 835	5 300	11 685	6 000	13 230	6 900	15 210	7 700	16 975	8 200	18 080
40	25	3 180	7 010	4 020	8 860	4 780	10 540	5 400	11 905	6 200	13 670	6 950	15 320	7 400	16 315
65	40	-	-	3 150	6 945	3 750	8 265	4 250	9 370	4 875	10 745	5 450	12 015	5 800	12 785

Size: 360/70R20 TRI 2 131 D

Constant		0.8 bar	12 psi	1.2 bar	17 psi	1.6 bar	23 psi	2.0 bar	29 psi	2.4 bar	35 psi	2.8 bar	41 psi	3.2 bar	46 psi
km/h	mph	kg	lbs	kg	lbs	kg	lbs	kg	lbs	kg	lbs	kg	lbs	kg	lbs
10	5	1 460	3 220	1 810	3 990	2 200	4 850	2 350	5 180	2 830	6 240	3 160	6 965	3 440	7 585
25	15	1 330	2 930	1 650	3 640	2 010	4 430	2 140	4 720	2 590	5 710	2 880	6 350	3 140	6 920
30	20	1 270	2 800	1 580	3 485	1 920	4 235	2 050	4 520	2 470	5 445	2 750	6 065	2 990	6 590
40	25	1 140	2 515	1 420	3 130	1 730	3 815	1 840	4 055	2 230	4 915	2 480	5 465	2 700	5 950
65	40	-	-	1 120	2 470	1 360	3 000	1 450	3 195	1 750	3 860	1 950	4 300	2 120	4 675

Size: 500/70R24 (19.5LR24) TRI2 159 D SB TL

Constant		0.8 bar	12 psi	1.2 bar	17 psi	1.6 bar	23 psi	2.0 bar	29 psi	2.4 bar	35 psi	2.8 bar	41 psi	3.2 bar	46 psi	4.0 bar	58 psi
km/h	mph	kg	lbs	kg	lbs	kg	lbs	kg	lbs	kg	lbs	kg	lbs	kg	lbs	kg	lbs
10	5	2 590	5 710	3 240	7 145	3 940	8 685	4 420	9 745	5 100	11 245	5 740	12 655	6 100	13 450	7 300	16 095
25	15	2 360	5 205	2 950	6 505	3 600	7 935	4 040	8 905	4 660	10 275	5 240	11 550	5 540	12 215	6 650	14 660
30	20	2 260	4 980	2 820	6 215	3 440	7 585	3 860	8 510	4 460	9 835	5 020	11 065	5 300	11 685	6 350	14 000
40	25	2 030	4 475	2 540	5 600	3 100	6 835	3 480	7 670	4 020	8 860	4 520	9 965	4 780	10 540	5 720	12 610
65	40	-	-	2 000	4 410	2 430	5 355	2 725	6 010	3 150	6 945	3 550	7 825	3 750	8 265	4 500	9 920

Size: 420/65R24 TRI 2 146 D TL

Constant		0.8 bar	12 psi	1.2 bar	17 psi	1.6 bar	23 psi	2.0 bar	29 psi	2.4 bar	35 psi	2.8 bar	41 psi	3.2 bar	46 psi	4.0 bar	58 psi
km/h	mph	kg	lbs	kg	lbs	kg	lbs	kg	lbs	kg	lbs	kg	lbs	kg	lbs	kg	lbs
10	5	1 860	4 100	2 350	5 180	2 830	6 240	3 160	6 965	3 620	7 980	4 040	8 905	4 420	9 745	5 260	11 595
25	15	1 700	3 750	2 140	4 720	2 590	5 710	2 880	6 350	3 320	7 320	3 700	8 155	4 040	8 905	4 800	10 580
30	20	1 620	3 570	2 050	4 520	2 470	5 445	2 750	6 065	3 160	6 965	3 540	7 805	3 860	8 510	4 600	10 140
40	25	1 460	3 220	1 840	4 055	2 230	4 915	2 480	5 465	2 850	6 285	3 180	7 010	3 480	7 670	4 140	9 125
65	40	-	-	1 450	3 195	1 750	3 860	1 950	4 300	2 240	4 940	2 500	5 510	2 725	6 010	3 250	7 165

Size: 460/65R24 TRI 2 151 D TL

Constant		0.8 bar	12 psi	1.2 bar	17 psi	1.6 bar	23 psi	2.0 bar	29 psi	2.4 bar	35 psi	2.8 bar	41 psi	3.2 bar	46 psi	4.0 bar	58 psi
km/h	mph	kg	lbs	kg	lbs	kg	lbs	kg	lbs	kg	lbs	kg	lbs	kg	lbs	kg	lbs
10	5	2 140	4 720	2 670	5 885	3 240	7 145	3 620	7 980	4 180	9 215	4 700	10 360	4 980	10 980	6 100	13 450
25	15	1 950	4 300	2 440	5 380	2 950	6 505	3 320	7 320	3 800	8 375	4 280	9 435	4 540	10 010	5 540	12 215
30	20	1 860	4 100	2 330	5 135	2 820	6 215	3 160	6 965	3 640	8 025	4 100	9 040	4 340	9 570	5 300	11 685
40	25	1 680	3 705	2 100	4 630	2 540	5 600	2 850	6 285	3 280	7 230	3 700	8 155	3 920	8 640	4 780	10 540
65	40	-	-	1 650	3 640	2 000	4 410	2 240	4 940	2 575	5 675	2 900	6 395	3 075	6 780	3 750	8 265

Size: 540/65R24 TRI 2 154 D TL

Constant		0.8 bar	12 psi	1.2 bar	17 psi	1.6 bar	23 psi	2.0 bar	29 psi	2.4 bar	35 psi	2.8 bar	41 psi	3.2 bar	46 psi	4.0 bar	58 psi
km/h	mph	kg	lbs	kg	lbs	kg	lbs	kg	lbs	kg	lbs	kg	lbs	kg	lbs	kg	lbs
10	5	2 750	6 065	3 440	7 585	4 180	9 215	4 700	10 360	5 420	11 950	6 100	13 450	6 500	14 330	7 700	16 975
25	15	2 510	5 535	3 140	6 920	3 800	8 375	4 280	9 435	4 960	10 935	5 540	12 215	5 920	13 050	7 050	15 540
30	20	2 400	5 290	2 990	6 590	3 640	8 025	4 100	9 040	4 740	10 450	5 300	11 685	5 660	12 480	6 750	14 880
40	25	2 160	4 760	2 700	5 950	3 280	7 230	3 700	8 155	4 260	9 390	4 780	10 540	5 100	11 245	6 050	13 340
65	40	-	-	2 120	4 675	2 575	5 675	2 900	6 395	3 350	7 385	3 750	8 265	4 000	8 820	4 750	10 470

Size: 480/65R28 TRI 2 149 D TL

Constant		0.8 bar	12 psi	1.2 bar	17 psi	1.6 bar	23 psi	2.0 bar	29 psi	2.4 bar	35 psi	2.8 bar	41 psi	3.2 bar	46 psi
km/h	mph	kg	lbs	kg	lbs	kg	lbs	kg	lbs	kg	lbs	kg	lbs	kg	lbs
10	5	2 350	5 180	3 080	6 790	3 720	8 200	4 180	9 215	4 700	10 360	5 420	11 950	5 740	12 655
25	15	2 140	4 720	2 810	6 195	3 400	7 495	3 800	8 375	4 280	9 435	4 960	10 935	5 240	11 550
30	20	2 050	4 520	2 680	5 910	3 260	7 185	3 640	8 025	4 100	9 040	4 740	10 450	5 020	11 065
40	25	1 840	4 055	2 420	5 335	2 920	6 435	3 280	7 230	3 700	8 155	4 260	9 390	4 520	9 965
65	40	-	-	1 900	4 190	2 300	5 070	2 575	5 675	2 900	6 395	3 350	7 385	3 550	7 825

Size: 540/65R28 TRI 2 155 D TL

Constant		0.8 bar	12 psi	1.2 bar	17 psi	1.6 bar	23 psi	2.0 bar	29 psi	2.4 bar	35 psi	2.8 bar	41 psi	3.2 bar	46 psi
km/h	mph	kg	lbs	kg	lbs	kg	lbs	kg	lbs	kg	lbs	kg	lbs	kg	lbs
10	5	2 990	6 590	3 720	8 200	4 420	9 745	4 980	10 980	5 740	12 655	6 500	14 330	6 900	15 210
25	15	2 730	6 020	3 400	7 495	4 040	8 905	4 540	10 010	5 240	11 550	5 920	13 050	6 300	13 890
30	20	2 610	5 755	3 260	7 185	3 860	8 510	4 340	9 570	5 020	11 065	5 660	12 480	6 000	13 230
40	25	2 350	5 180	2 920	6 435	3 480	7 670	3 920	8 640	4 520	9 965	5 100	11 245	5 400	11 905
65	40	-	-	2 300	5 070	2 725	6 010	3 075	6 780	3 550	7 825	4 000	8 820	4 250	9 370

Size: 540/65R30 TRI 2 156 D TL

Constant		0.8 bar	12 psi	1.2 bar	17 psi	1.6 bar	23 psi	2.0 bar	29 psi	2.4 bar	35 psi	2.8 bar	41 psi	3.2 bar	46 psi
km/h	mph	kg	lbs	kg	lbs	kg	lbs	kg	lbs	kg	lbs	kg	lbs	kg	lbs
10	5	3 080	6 790	3 820	8 420	4 540	10 010	5 100	11 245	5 900	13 005	6 700	14 770	7 100	15 655
25	15	2 810	6 195	3 500	7 715	4 140	9 125	4 660	10 275	5 400	11 905	6 100	13 450	6 500	14 330
30	20	2 680	5 910	3 340	7 365	3 960	8 730	4 460	9 835	5 160	11 375	5 820	12 830	6 200	13 670
40	25	2 420	5 335	3 000	6 615	3 560	7 850	4 020	8 860	4 640	10 230	5 260	11 595	5 560	12 260
65	40	-	-	2 360	5 205	2 800	6 175	3 150	6 945	3 650	8 045	4 125	9 095	4 375	9 645

Size: 600/65R38 TRI 2 166 D TL

Constant		0.8 bar	12 psi	1.2 bar	17 psi	1.6 bar	23 psi	2.0 bar	29 psi	2.4 bar	35 psi	2.8 bar	41 psi	3.2 bar	46 psi
km/h	mph	kg	lbs	kg	lbs	kg	lbs	kg	lbs	kg	lbs	kg	lbs	kg	lbs
10	5	4 040	8 905	4 980	10 980	6 100	13 450	6 900	15 210	7 700	16 975	8 850	19 510	9 400	20 725
25	15	3 700	8 155	4 540	10 010	5 540	12 215	6 300	13 890	7 050	15 540	8 050	17 745	8 600	18 960
30	20	3 540	7 805	4 340	9 570	5 300	11 685	6 000	13 230	6 750	14 880	7 700	16 975	8 200	18 080
40	25	3 180	7 010	3 920	8 640	4 780	10 540	5 400	11 905	6 050	13 340	6 950	15 320	7 400	16 315
65	40	-	-	3 075	6 780	3 750	8 265	4 250	9 370	4 750	10 470	5 450	12 015	5 800	12 785

Size: 650/65R38 TRI 2 170 D TL

Constant		0.8 bar	12 psi	1.2 bar	17 psi	1.6 bar	23 psi	2.0 bar	29 psi	2.4 bar	35 psi	2.8 bar	41 psi	3.2 bar	46 psi
km/h	mph	kg	lbs	kg	lbs	kg	lbs	kg	lbs	kg	lbs	kg	lbs	kg	lbs
10	5	4 540	10 010	5 580	12 300	6 900	15 210	7 700	16 975	8 850	19 510	9 950	21 935	10 550	23 260
25	15	4 140	9 125	5 100	11 245	6 300	13 890	7 050	15 540	8 050	17 745	9 100	20 060	9 600	21 165
30	20	3 960	8 730	4 880	10 760	6 000	13 230	6 750	14 880	7 700	16 975	8 700	19 180	9 200	20 280
40	25	3 560	7 850	4 400	9 700	5 400	11 905	6 050	13 340	6 950	15 320	7 850	17 305	8 300	18 300
65	40	-	-	3 450	7 605	4 250	9 370	4 750	10 470	5 450	12 015	6 150	13 560	6 500	14 330

Size: 650/65R42 TRI 2 171 D TL

Constant		0.8 bar	12 psi	1.2 bar	17 psi	1.6 bar	23 psi	2.0 bar	29 psi	2.4 bar	35 psi	2.8 bar	41 psi	3.2 bar	46 psi
km/h	mph	kg	lbs	kg	lbs	kg	lbs	kg	lbs	kg	lbs	kg	lbs	kg	lbs
10	5	4 700	10 360	5 900	13 005	7 100	15 655	8 100	17 855	9 100	20 060	10 200	22 485	11 200	24 690
25	15	4 280	9 435	5 400	11 905	6 500	14 330	7 400	16 315	8 300	18 300	9 350	20 615	10 200	22 485
30	20	4 100	9 040	5 160	11 375	6 200	13 670	7 100	15 655	7 950	17 525	8 900	19 620	9 750	21 495
40	25	3 700	8 155	4 640	10 230	5 560	12 260	6 400	14 110	7 150	15 765	8 050	17 745	8 800	19 400
65	40	-	-	3 650	8 045	4 375	9 645	5 000	11 025	5 600	12 345	6 300	13 890	6 900	15 210

Nokian Forest Rider trailer

Load capacity values for implement (free rolling) use

Size: 650/45R24.5 Forest Rider 161 A8 / 168 A2 SB TL

Constant		0.8 bar	12 psi	1.2 bar	17 psi	1.6 bar	23 psi	2.0 bar	29 psi	2.4 bar	35 psi	2.8 bar	41 psi	3.2 bar	46 psi	3.6 bar	52 psi	4.0 bar	58 psi	5.0 bar	73 psi	5.5 bar	80 psi
km/h	mph	kg	lbs	kg	lbs	kg	lbs	kg	lbs	kg	lbs	kg	lbs	kg	lbs	kg	lbs	kg	lbs	kg	lbs	kg	lbs
10	5	2 970	6 550	3 720	8 200	4 500	9 920	5 040	11 110	5 860	12 920	6 600	14 550	7 000	15 430	7 650	16 865	8 350	18 410	9 550	21 055	10 100	22 265
20	12.5	2 730	6 020	3 400	7 495	4 140	9 125	4 620	10 185	5 380	11 860	6 050	13 340	6 400	14 110	7 050	15 540	7 650	16 865	8 750	19 290	9 250	20 395
25	15	2 610	5 755	3 260	7 185	3 960	8 730	4 440	9 790	5 140	11 330	5 780	12 745	6 150	13 560	6 750	14 880	7 350	16 205	8 400	18 520	8 850	19 510
30	20	2 500	5 510	3 120	6 880	3 780	8 335	4 240	9 350	4 920	10 845	5 520	12 170	5 860	12 920	6 450	14 220	7 000	15 430	8 050	17 745	8 500	18 740
40	25	-	-	2 810	6 195	3 400	7 495	3 820	8 420	4 420	9 745	4 980	10 980	5 280	11 640	5 780	12 745	6 300	13 890	7 250	15 985	7 650	16 865

NOTICE! Top speed 40 km/h / Max inflation pressure 5.5 bar

Size: 600/55R26.5 Forest Rider 165 A8 / 172 A2 SB TL

Constant		0.8 bar	12 psi	1.2 bar	17 psi	1.6 bar	23 psi	2.0 bar	29 psi	2.4 bar	35 psi	2.8 bar	41 psi	3.2 bar	46 psi	3.6 bar	52 psi	4.0 bar	58 psi	5.0 bar	73 psi
km/h	mph	kg	lbs	kg	lbs	kg	lbs	kg	lbs	kg	lbs	kg	lbs	kg	lbs	kg	lbs	kg	lbs	kg	lbs
10	5	3 240	7 145	4 040	8 905	4 920	10 845	5 540	12 215	6 400	14 110	7 200	15 875	7 650	16 865	8 350	18 410	9 300	20 505	10 450	23 040
20	12.5	2 970	6 550	3 700	8 155	4 500	9 920	5 080	11 200	5 860	12 920	6 600	14 550	7 050	15 540	7 650	16 865	8 500	18 740	9 600	21 165
25	15	2 850	6 285	3 540	7 805	4 320	9 525	4 860	10 715	5 620	12 390	6 350	14 000	6 750	14 880	7 350	16 205	8 150	17 965	9 200	20 280
30	20	2 720	5 995	3 400	7 495	4 120	9 085	4 660	10 275	5 380	11 860	6 050	13 340	6 450	14 220	7 000	15 430	7 800	17 195	8 800	19 400
40	25	-	-	3 060	6 745	3 720	8 200	4 200	9 260	4 840	10 670	5 440	11 995	5 780	12 745	6 300	13 890	7 050	15 540	7 900	17 415

NOTICE! Top speed 40 km/h / Max inflation pressure 5.0 bar

Size: 710/45R26.5 Forest Rider 168 A8 / 175 A2 SB TL

Constant		0.8 bar	12 psi	1.2 bar	17 psi	1.6 bar	23 psi	2.0 bar	29 psi	2.4 bar	35 psi	2.8 bar	41 psi	3.2 bar	46 psi	3.6 bar	52 psi	4.0 bar	58 psi	5.0 bar	73 psi
km/h	mph	kg	lbs	kg	lbs	kg	lbs	kg	lbs	kg	lbs	kg	lbs	kg	lbs	kg	lbs	kg	lbs	kg	lbs
10	5	3 520	7 760	4 380	9 655	5 400	11 905	6 050	13 340	6 750	14 880	7 650	16 865	8 350	18 410	9 000	19 840	10 100	22 265	11 100	24 470
20	12.5	3 220	7 100	4 020	8 860	4 960	10 935	5 540	12 215	6 200	13 670	7 050	15 540	7 650	16 865	8 250	18 190	9 250	20 395	10 150	22 375
25	15	3 100	6 835	3 840	8 465	4 740	10 450	5 300	11 685	5 940	13 095	6 750	14 880	7 350	16 205	7 900	17 415	8 850	19 510	9 750	21 495
30	20	2 950	6 505	3 680	8 115	4 540	10 010	5 060	11 155	5 680	12 520	6 450	14 220	7 000	15 430	7 550	16 645	8 500	18 740	9 300	20 505
40	25	-	-	3 320	7 320	4 080	8 995	4 560	10 055	5 100	11 245	5 780	12 745	6 300	13 890	6 800	14 990	7 650	16 865	8 400	18 520

NOTICE! Top speed 40 km/h / Max inflation pressure 5.0 bar

Size: 800/50R26.5 Forest Rider 180 A8 / 187 A2 SB TL

Constant		0.8 bar	12 psi	1.2 bar	17 psi	1.6 bar	23 psi	2.0 bar	29 psi	2.4 bar	35 psi	2.8 bar	41 psi	3.2 bar	46 psi	3.6 bar	52 psi	4.0 bar	58 psi	5.0 bar	73 psi	5.5 bar	80 psi
km/h	mph	kg	lbs	kg	lbs	kg	lbs	kg	lbs	kg	lbs	kg	lbs	kg	lbs	kg	lbs	kg	lbs	kg	lbs	kg	lbs
10	5	4 640	10 230	5 860	12 920	7 000	15 430	7 900	17 415	9 000	19 840	10 100	22 265	11 100	24 470	12 100	26 675	13 150	28 990	14 850	32 740	16 200	35 715
20	12.5	4 260	9 390	5 380	11 860	6 400	14 110	7 250	15 985	8 250	18 190	9 250	20 395	10 150	22 375	11 100	24 470	12 050	26 565	13 650	30 095	14 850	32 740
25	15	4 080	8 995	5 140	11 330	6 150	13 560	6 950	15 320	7 900	17 415	8 850	19 510	9 750	21 495	10 600	23 370	11 550	25 465	13 050	28 770	14 250	31 415
30	20	3 900	8 600	4 920	10 845	5 860	12 920	6 650	14 660	7 550	16 645	8 500	18 740	9 300	20 505	10 150	22 375	11 050	24 360	12 500	27 560	13 600	29 985
40	25	-	-	4 420	9 745	5 280	11 640	5 960	13 140	6 800	14 990	7 650	16 865	8 400	18 520	9 150	20 170	9 950	21 935	11 250	24 800	12 250	27 005

NOTICE! Top speed 40 km/h / Max inflation pressure 5.5 bar

Size: 600/60R28 Forest Rider 159 A8 / 167 A2 SB TL

Constant		0.8 bar	12 psi	1.2 bar	17 psi	1.6 bar	23 psi	2.0 bar	29 psi	2.4 bar	35 psi	2.8 bar	41 psi	3.2 bar	46 psi	3.6 bar	52 psi	4.0 bar	58 psi
km/h	mph	kg	lbs	kg	lbs	kg	lbs	kg	lbs	kg	lbs	kg	lbs	kg	lbs	kg	lbs	kg	lbs
10	5	3 600	7 935	4 500	9 920	5 400	11 905	6 050	13 340	7 000	15 430	7 900	17 415	8 550	18 850	9 300	20 505	10 100	22 265
20	12.5	3 300	7 275	4 140	9 125	4 960	10 935	5 540	12 215	6 400	14 110	7 250	15 985	7 850	17 305	8 500	18 740	9 250	20 395
25	15	3 160	6 965	3 960	8 730	4 740	10 450	5 300	11 685	6 150	13 560	6 950	15 320	7 550	16 645	8 150	17 965	8 850	19 510
30	20	3 020	6 660	3 780	8 335	4 540	10 010	5 060	11 155	5 860	12 920	6 650	14 660	7 200	15 875	7 800	17 195	8 500	18 740
40	25	2 720	5 995	3 400	7 495	4 080	8 995	4 560	10 055	5 280	11 640	5 960	13 140	6 500	14 330	7 050	15 540	7 650	16 865
50	30	-	-	3 040	6 700	3 640	8 025	4 060	8 950	4 700	10 360	5 300	11 685	5 760	12 700	6 250	13 780	6 800	14 990

NOTICE! Top speed 50 km/h / Max inflation pressure 4.0 bar

Size: 600/70R30 Forest Rider 165 A8 / 172 A2 SB TL

Constant		0.8 bar	12 psi	1.2 bar	17 psi	1.6 bar	23 psi	2.0 bar	29 psi	2.4 bar	35 psi	2.8 bar	41 psi	3.2 bar	46 psi	3.6 bar	52 psi	4.0 bar	58 psi
km/h	mph	kg	lbs	kg	lbs	kg	lbs	kg	lbs	kg	lbs	kg	lbs	kg	lbs	kg	lbs	kg	lbs
10	5	4260	9390	5400	11905	6400	14110	7200	15875	8350	18410	9300	20505	10100	22265	11100	24470	12100	26675
20	12.5	3900	8600	4960	10935	5860	12920	6600	14550	7650	16865	8500	18740	9250	20395	10150	22375	11100	24470
25	15	3740	8245	4740	10450	5620	12390	6350	14000	7350	16205	8150	17965	8850	19510	9750	21495	10600	23370
30	20	3580	7890	4540	10010	5380	11860	6050	13340	7000	15430	7800	17195	8500	18740	9300	20505	10150	22375
40	25	3220	7100	4080	8995	4840	10670	5440	11995	6300	13890	7050	15540	7650	16865	8400	18520	9150	20170
50	30	-	-	3640	8025	4300	9480	4840	10670	5600	12345	6250	13780	6800	14990	7450	16425	8150	17965

NOTICE! Top speed 50 km/h / Max inflation pressure 4.0 bar

Size: 600/65R34 Forest Rider 165 A8 / 172 A2 SB TL

Constant		0.8 bar	12 psi	1.2 bar	17 psi	1.6 bar	23 psi	2.0 bar	29 psi	2.4 bar	35 psi	2.8 bar	41 psi	3.2 bar	46 psi	3.6 bar	52 psi	4.0 bar	58 psi
km/h	mph	kg	lbs	kg	lbs	kg	lbs	kg	lbs	kg	lbs	kg	lbs	kg	lbs	kg	lbs	kg	lbs
10	5	4 260	9 390	5 220	11 510	6 400	14 110	7 200	15 875	8 100	17 855	9 300	20 505	9 850	21 715	10 800	23 810	11 700	25 795
20	12.5	3 900	8 600	4 800	10 580	5 860	12 920	6 600	14 550	7 450	16 425	8 500	18 740	9 000	19 840	9 900	21 825	10 750	23 700
25	15	3 740	8 245	4 600	10 140	5 620	12 390	6 350	14 000	7 150	15 765	8 150	17 965	8 650	19 070	9 500	20 945	10 300	22 705
30	20	3 580	7 890	4 380	9 655	5 380	11 860	6 050	13 340	6 800	14 990	7 800	17 195	8 250	18 190	9 100	20 060	9 850	21 715
40	25	3 220	7 100	3 960	8 730	4 840	10 670	5 440	11 995	6 150	13 560	7 050	15 540	7 450	16 425	8 200	18 080	8 850	19 510
50	30	-	-	3 520	7 760	4 300	9 480	4 840	10 670	5 460	12 035	6 250	13 780	6 600	14 550	7 300	16 095	7 900	17 415

NOTICE! Top speed 50 km/h / Max inflation pressure 4.0 bar

Size: 710/55R34 Forest Rider 171 A8 / 178 A2 SB TL

Constant		0.8 bar	12 psi	1.2 bar	17 psi	1.6 bar	23 psi	2.0 bar	29 psi	2.4 bar	35 psi	2.8 bar	41 psi	3.2 bar	46 psi	3.6 bar	52 psi	4.0 bar	58 psi
km/h	mph	kg	lbs	kg	lbs	kg	lbs	kg	lbs	kg	lbs	kg	lbs	kg	lbs	kg	lbs	kg	lbs
10	5	4 780	10 540	5 860	12 920	7 200	15 875	8 100	17 855	9 300	20 505	10 450	23 040	11 100	24 470	12 100	26 675	13 150	28 990
20	12.5	4 380	9 655	5 380	11 860	6 600	14 550	7 450	16 425	8 500	18 740	9 600	21 165	10 150	22 375	11 100	24 470	12 050	26 565
25	15	4 200	9 260	5 140	11 330	6 350	14 000	7 150	15 765	8 150	17 965	9 200	20 280	9 750	21 495	10 600	23 370	11 550	25 465
30	20	4 020	8 860	4 920	10 845	6 050	13 340	6 800	14 990	7 800	17 195	8 800	19 400	9 300	20 505	10 150	22 375	11 050	24 360
40	25	3 620	7 980	4 420	9 745	5 440	11 995	6 150	13 560	7 050	15 540	7 900	17 415	8 400	18 520	9 150	20 170	9 950	21 935
50	30	-	-	3 940	8 685	4 840	10 670	5 460	12 035	6 250	13 780	7 050	15 540	7 450	16 425	8 150	17 965	8 850	19 510

NOTICE! Top speed 50 km/h / Max inflation pressure 4.0 bar

Size: 650/65R38 Forest Rider 171 A8 / 178 A2 SB TL

Constant		0.8 bar	12 psi	1.2 bar	17 psi	1.6 bar	23 psi	2.0 bar	29 psi	2.4 bar	35 psi	2.8 bar	41 psi	3.2 bar	46 psi	3.6 bar	52 psi	4.0 bar	58 psi
km/h	mph	kg	lbs	kg	lbs	kg	lbs	kg	lbs	kg	lbs	kg	lbs	kg	lbs	kg	lbs	kg	lbs
10	5	5 040	11 110	6 250	13 780	7 650	16 865	8 550	18 850	9 850	21 715	11 100	24 470	11 700	25 795	12 800	28 220	13 950	30 755
20	12.5	4 620	10 185	5 700	12 565	7 050	15 540	7 850	17 305	9 000	19 840	10 150	22 375	10 750	23 700	11 750	25 905	12 800	28 220
25	15	4 440	9 790	5 460	12 035	6 750	14 880	7 550	16 645	8 650	19 070	9 750	21 495	10 300	22 705	11 250	24 800	12 250	27 005
30	20	4 240	9 350	5 220	11 510	6 450	14 220	7 200	15 875	8 250	18 190	9 300	20 505	9 850	21 715	10 750	23 700	11 750	25 905
40	25	3 820	8 420	4 700	10 360	5 780	12 745	6 500	14 330	7 450	16 425	8 400	18 520	8 850	19 510	9 700	21 385	10 550	23 260
50	30	-	-	4 180	9 215	5 160	11 375	5 760	12 700	6 600	14 550	7 450	16 425	7 900	17 415	8 600	18 960	9 400	20 725

NOTICE! Top speed 50 km/h / Max inflation pressure 4.0 bar

Size: 650/85R38 Forest Rider 179 A8 / 186 A2 SB TL

Constant		0.8 bar	12 psi	1.2 bar	17 psi	1.6 bar	23 psi	2.0 bar	29 psi	2.4 bar	35 psi	2.8 bar	41 psi	3.2 bar	46 psi	3.6 bar	52 psi	4.0 bar	58 psi
km/h	mph	kg	lbs	kg	lbs	kg	lbs	kg	lbs	kg	lbs	kg	lbs	kg	lbs	kg	lbs	kg	lbs
10	5	6 400	14 110	7 900	17 415	9 550	21 055	10 800	23 810	12 450	27 445	13 950	30 755	14 850	32 740	16 650	36 705	18 000	39 685
20	12.5	5 860	12 920	7 250	15 985	8 750	19 290	9 900	21 825	11 400	25 130	12 800	28 220	13 650	30 095	15 300	33 730	16 500	36 375
25	15	5 620	12 390	6 950	15 320	8 400	18 520	9 500	20 945	10 950	24 140	12 250	27 005	13 050	28 770	14 650	32 295	15 800	34 835
30	20	5 380	11 860	6 650	14 660	8 050	17 745	9 100	20 060	10 450	23 040	11 750	25 905	12 500	27 560	14 000	30 865	15 100	33 290
40	25	4 840	10 670	5 960	13 140	7 250	15 985	8 200	18 080	9 400	20 725	10 550	23 260	11 250	24 800	12 600	27 780	13 600	29 985
50	30	-	-	5 300	11 685	6 450	14 220	7 300	16 095	8 350	18 410	9 400	20 725	10 000	22 045	11 200	24 690	12 100	26 675

NOTICE! Top speed 50 km/h / Max inflation pressure 4.0 bar

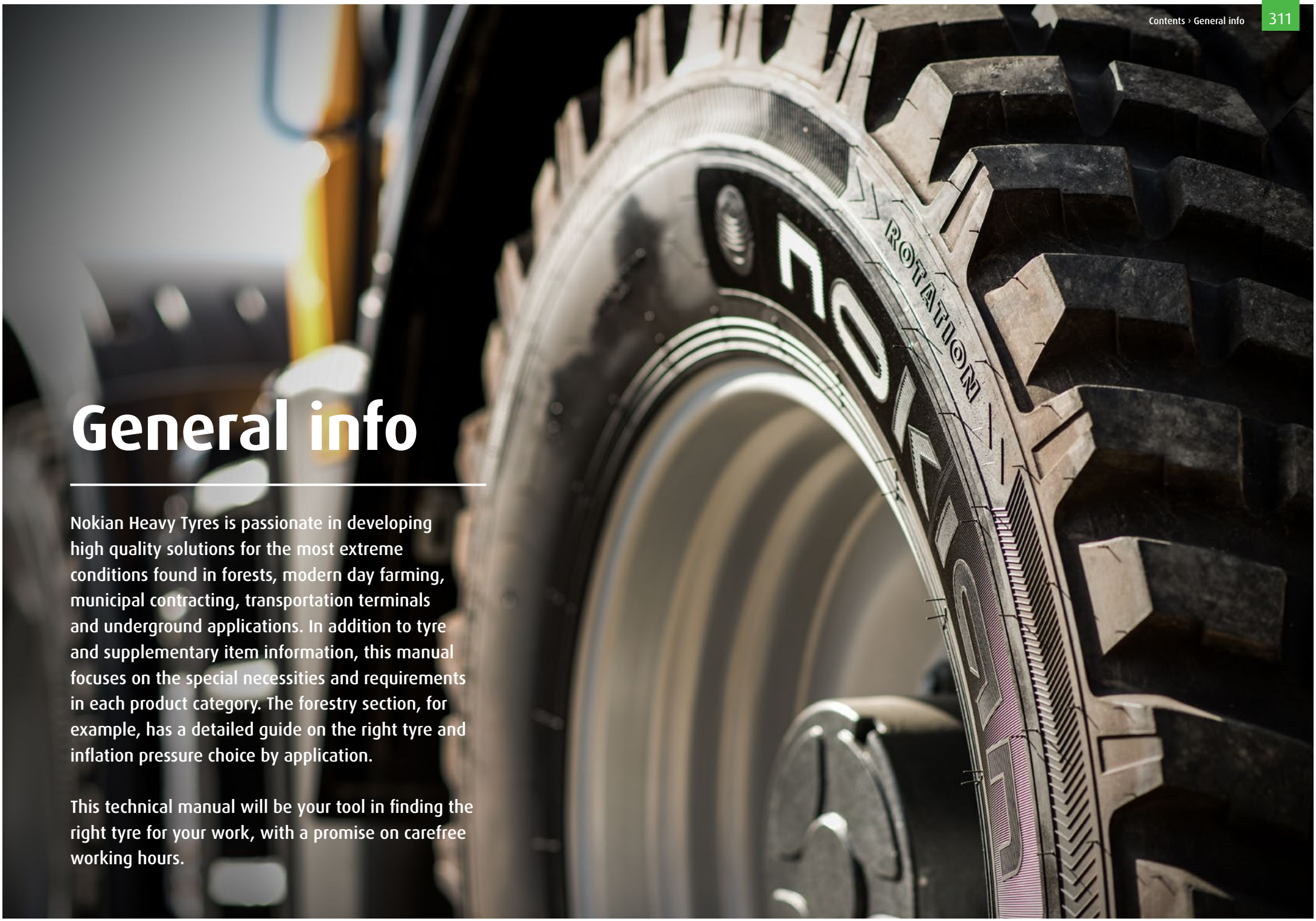

General info

Nokian Heavy Tyres is passionate in developing high quality solutions for the most extreme conditions found in forests, modern day farming, municipal contracting, transportation terminals and underground applications. In addition to tyre and supplementary item information, this manual focuses on the special necessities and requirements in each product category. The forestry section, for example, has a detailed guide on the right tyre and inflation pressure choice by application.

This technical manual will be your tool in finding the right tyre for your work, with a promise on carefree working hours.

Contents

General info

313 Tyre markings
318 Tyre structures
319 Inflation pressure
320 Liquid and salt ballasting
321 Non-skid chains
322 Tracks
323 Tire Pressure LED™
324 Rims
335 Tubes and valves
337 Ground contact pressure comparison
340 How to use load capacity tables?
342 Limited warranty

NOTICE!
Manual may contain technical information also on omitted products.

Tyre markings

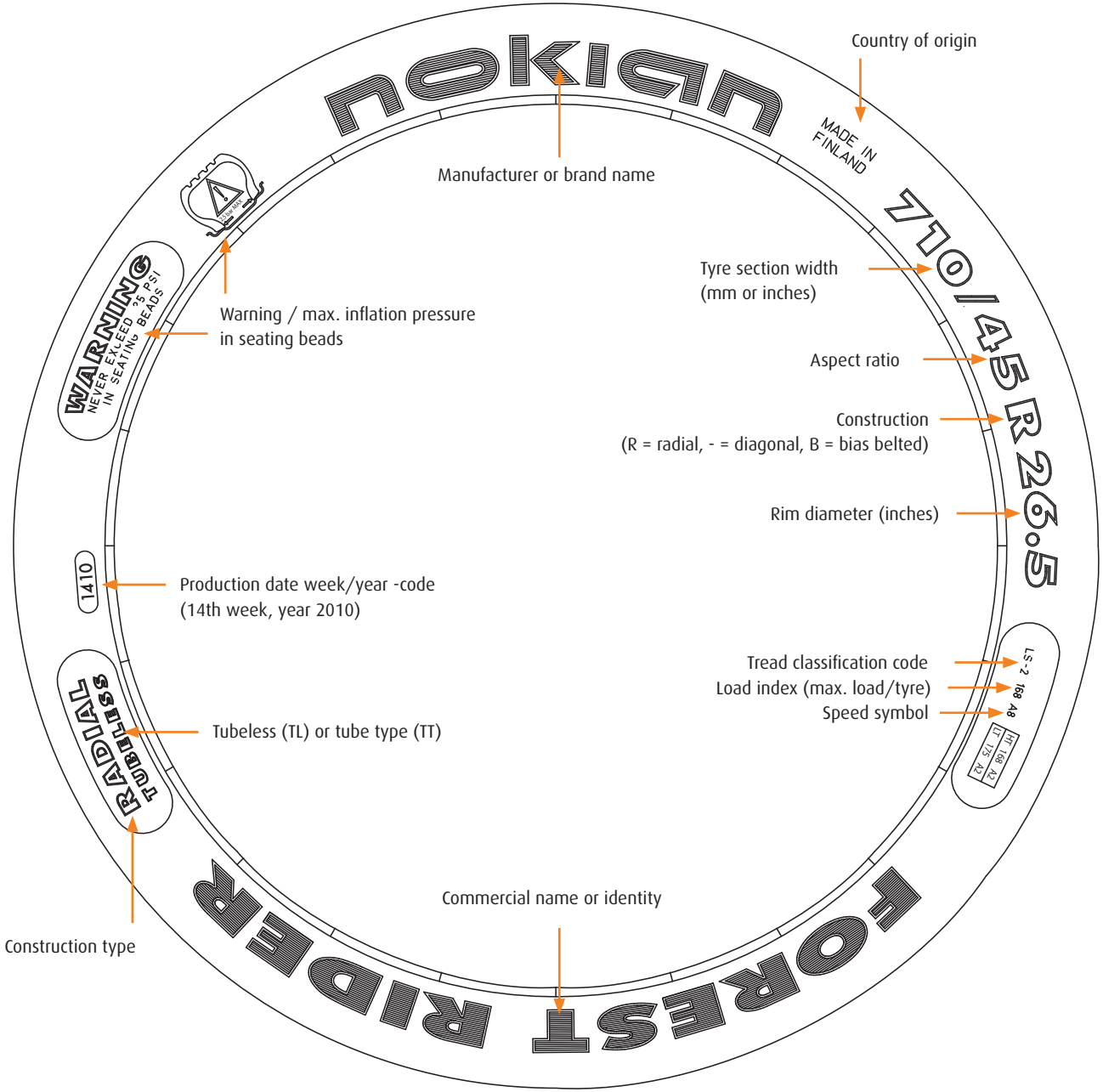

Tyre markings

Tyre classification codes

Optional marking

TRA Code	Tread type
Agricultural tractor drive wheel tyres	
R-1	Regular service (tread)
R-1W	Wet traction service
R-1S	Sprayer / spreader service
R-2	Cane and rice service (deep tread)
R-3	Flotation service (shallow tread)
R-4	Industrial service (construction application)
Agricultural tractor steering wheel tyres (non-traction pattern)	
F-1	Single rib tread
F-2	Multiple rib tread
F-3	Industrial service (construction application)
Agricultural implement tyres	
I-1	Multi-rib tread
I-2	Moderate traction service
I-3	Traction tread
I-4	Plough tail wheel service
I-5	Steering service
I-6	Smooth tread
Garden tractor tyres (implement tyres)	
G-1	Traction service
G-2	Flotation traction service
G-3	Maximum flotation service

TRA Code	Tread type
Grader tyres (Motor graders)	
G-2	Traction regular
G-3	Rock Regular
Logging and forestry service tyres	
LS-1	Regular tread
LS-2	Intermediate tread
LS-3	Deep tread
LS-4	Shallow tread
High flotation tyres for off-the-road service	
HF-1	Shallow tread
HF-2	Regular tread
HF-3	Deep tread
HF-4	Extra deep tread
Earthmover tyres (Dump trucks and scrapers)	
E-1	Rib regular
E-2	Traction regular
E-3	Rock regular
E-4	Rock deep tread
E-7	Flotation

TRA Code	Tread type
Loader and dozer tyres (Front-end loaders and dozers)	
L-2	Traction regular
L-3	Rock regular
L-4	Rock deep tread
L-5	Rock extra deep tread
L-4S	Smooth deep tread
L-5S	Smooth extra deep tread
Compactor tyres	
C-1	Smooth
Industrial tyres (Straddle carriers, transfer cranes, towing tractors, reach stackers and fork lifts	
IND-3	Traction regular
IND-4	Deep tread
IND-5	Extra deep tread

Notice! TRA = Tire and Rim Association Inc.

Tyre markings

Example
157 A8 a tyre can carry maximum 4 125 kg / 9 100 lb
at the maximum speed of 40 km/h / 25 mph.

Load index

The LOAD INDEX (LI) is a numerical code associated with the maximum load a tyre can carry.

LI	kg	lbs	LI	kg	lbs	LI	kg	lbs	LI	kg	lbs	LI	kg	lbs	LI	kg	lbs	LI	kg	lbs	LI	kg	lbs
0	45	99	35	121	265	70	335	740	105	925	2 040	140	2 500	5 520	175	6 900	15 200	210	19 000	41 900	245	51 500	113 500
1	46.2	102	36	125	275	71	345	760	106	950	2 090	141	2 575	5 680	176	7 100	15 700	211	19 500	43 000	246	53 000	117 000
2	47.5	105	37	128	280	72	355	785	107	975	2 150	142	2 650	5 840	177	7 300	16 100	212	20 000	44 100	247	54 500	120 000
3	48.7	107	38	132	290	73	365	805	108	1 000	2 200	143	2 725	6 000	178	7 500	16 500	213	20 600	45 400	248	56 000	123 500
4	50	110	39	136	300	74	375	825	109	1 030	2 270	144	2 800	6 150	179	7 750	17 100	214	21 200	46 700	249	58 000	128 000
5	51.5	114	40	140	310	75	387	855	110	1 060	2 340	145	2 900	6 400	180	8 000	17 600	215	21 800	48 100	250	60 000	132 500
6	53	117	41	145	320	76	400	880	111	1 090	2 400	146	3 000	6 600	181	8 250	18 200	216	22 400	49 400	251	61 500	135 500
7	54.5	120	42	150	330	77	412	910	112	1 120	2 470	147	3 075	6 800	182	8 500	18 700	217	23 000	50 700	252	63 000	139 000
8	56	123	43	155	340	78	425	935	113	1 150	2 540	148	3 150	6 950	183	8 750	19 300	218	23 600	52 000	253	65 000	143 500
9	58	128	44	160	355	79	437	965	114	1 180	2 600	149	3 250	7 150	184	9 000	19 800	219	24 300	53 600	254	67 000	147 500
10	60	132	45	165	365	80	450	990	115	1 215	2 680	150	3 350	7 400	185	9 250	20 400	220	25 000	55 100	255	69 000	152 000
11	61.5	136	46	170	375	81	462	1 020	116	1 250	2 760	151	3 450	7 600	186	9 500	20 900	221	25 750	56 800	256	71 000	156 500
12	63	139	47	175	385	82	475	1 050	117	1 285	2 830	152	3 550	7 850	187	9 750	21 500	222	26 500	58 400	257	73 000	161 000
13	65	143	48	180	395	83	487	1 070	118	1 320	2 910	153	3 650	8 050	188	10 000	22 000	223	27 250	60 000	258	75 000	165 500
14	67	148	49	185	410	84	500	1 100	119	1 360	3 000	154	3 750	8 250	189	10 300	22 700	224	28 000	61 500	259	77 500	171 000
15	69	152	50	190	420	85	515	1 140	120	1 400	3 080	155	3 875	8 550	190	10 600	23 400	225	29 000	64 000	260	80 000	176 500
16	71	157	51	195	430	86	530	1 170	121	1 450	3 200	156	4 000	8 800	191	10 900	24 000	226	30 000	66 000	261	82 500	182 000
17	73	161	52	200	440	87	545	1 200	122	1 500	3 300	157	4 125	9 100	192	11 200	24 700	227	30 750	68 000	262	85 000	187 500
18	75	165	53	206	455	88	560	1 230	123	1 550	3 420	158	4 250	9 350	193	11 500	25 400	228	31 500	69 500	263	87 500	193 000
19	77.5	170	54	212	465	89	580	1 280	124	1 600	3 520	159	4 375	9 650	194	11 800	26 000	229	32 500	71 500	264	90 000	198 500
20	80	175	55	218	480	90	600	1 320	125	1 650	3 640	160	4 500	9 900	195	12 150	26 800	230	33 500	74 000	265	92 500	204 000
21	82.5	180	56	224	495	91	615	1 360	126	1 700	3 740	161	4 625	10 200	196	12 500	27 600	231	34 500	76 000	266	95 000	209 500
22	85	185	57	230	505	92	630	1 390	127	1 750	3 860	162	4 750	10 500	197	12 850	28 300	232	35 500	78 500	267	97 500	215 000
23	87.5	195	58	236	520	93	650	1 430	128	1 800	3 960	163	4 875	10 700	198	13 200	29 100	233	36 500	80 500	268	100 000	220 500
24	90	200	59	243	535	94	670	1 480	129	1 850	4 080	164	5 000	11 000	199	13 600	30 000	234	37 500	82 500	269	103 000	227 000
25	92.5	205	60	250	550	95	690	1 520	130	1 900	4 180	165	5 150	11 400	200	14 000	30 900	235	38 750	85 500	270	106 000	233 500
26	95	210	61	257	565	96	710	1 570	131	1 950	4 300	166	5 300	11 700	201	14 500	32 000	236	40 000	88 000	271	109 000	240 500
27	97.5	215	62	265	585	97	730	1 610	132	2 000	4 400	167	5 450	12 000	202	15 000	33 100	237	41 250	91 000	272	112 000	247 000
28	100	220	63	272	600	98	750	1 650	133	2 060	4 540	168	5 600	12 300	203	15 500	34 200	238	42 500	93 500	273	115 000	253 500
29	103	225	64	280	615	99	775	1 710	134	2 120	4 680	169	5 800	12 800	204	16 000	35 300	239	43 750	96 500	274	118 000	260 000
30	106	235	65	290	640	100	800	1 760	135	2 180	4 800	170	6 000	13 200	205	16 500	36 400	240	45 000	99 000	275	121 000	267 000
31	31	240	66	300	660	101	825	1 820	136	2 240	4 940	171	6 150	13 600	206	17 000	37 500	241	46 250	102 000	276	125 000	275 500
32	112	245	67	307	675	102	850	1 870	137	2 300	5 080	172	6 300	13 900	207	17 500	38 600	242	47 500	104 500	277	128 500	283 500
33	115	255	68	315	695	103	875	1 930	138	2 360	5 200	173	6 500	14 300	208	18 000	39 700	243	48 750	107 500	278	132 000	291 000
34	118	260	69	325	715	104	900	1 980	139	2 430	5 360	174	6 700	14 800	209	18 500	40 800	244	50 000	110 000	279	136 000	300 000

Tyre markings

Units

Quantity	S.I. units	Other units
Length	m (metre)	1 inch (") = 0.0254 m (or 25.4 mm)
		1 mile = 1 609 m (or 1.609 km)
Mass	kg (kilogram)	1 pound (lb) = 0.4536 kg
Pressure	Pa (Pascal)	1 bar = 100 kPa
		1 pound per square inch (psi or lb/in2) = 6.895 kPa
		1 kg/cm2 = 98.066 kPa
Speed	m/s	1 km per hour (km/h) = 0.27778 m/s
	(metre per second)	1 mile per hour (mph) = 0.4470 m/s (or 1.60935 km/h)

Pictogram

Marked on both tyre sidewalls

Explicts the maximum inflation pressure not to be exceeded for bead seating during tyre mounting. The value of inflation pressure (2.5 bar in the example) must be the same as specified by the tyre manufacturer.

Speed symbol

The SPEED SYMBOL (SS) indicates the maximum speed at which the tyre can carry a load corresponding to its Load Index.

SS	km/h	mph
A1	5	2,5
A2	10	5
A3	15	10
A4	20	12,5
A5	25	15
A6	30	20
A7	35	22,5
A8	40	25
B	50	30
C	60	35
D	65	40
E	70	43
F	80	50
G	90	55
J	100	62
K	110	68
L	120	75
M	130	81
N	140	87
P	150	93
Q	160	99
R	170	106
S	180	112
T	190	118

Tyre markings

Pressure unit, conversion table

kPa	bar	* lbs/in² (psi)	* kg/cm²	kPa	bar	* lbs/in² (psi)	* kg/cm²	kPa	bar	* lbs/in² (psi)	* kg/cm²	kPa	bar	* lbs/in² (psi)	* kg/cm²	kPa	bar	* lbs/in² (psi)	* kg/cm²
10	0.1	1	0.1	230	2.3	33	2.3	450	4.5	65	4.6	670	6.7	97	6.8	890	8.9	129	9.1
20	0.2	3	0.2	240	2.4	35	2.4	460	4.6	67	4.7	680	6.8	99	6.9	900	9.0	131	9.2
30	0.3	4	0.3	250	2.5	36	2.5	470	4.7	68	4.8	690	6.9	100	7.0	910	9.1	132	9.3
40	0.4	6	0.4	260	2.6	38	2.7	480	4.8	70	4.9	700	7.0	102	7.1	920	9.2	133	9.4
50	0.5	7	0.5	270	2.7	39	2.8	490	4.9	71	5.0	710	7.1	103	7.2	930	9.3	135	9.5
60	0.6	9	0.6	280	2.8	41	2.9	500	5.0	73	5.1	720	7.2	104	7.3	940	9.4	136	9.6
70	0.7	10	0.7	290	2.9	42	3.0	510	5.1	74	5.2	730	7.3	106	7.4	950	9.5	138	9.7
80	0.8	12	0.8	300	3.0	44	3.1	520	5.2	75	5.3	740	7.4	107	7.5	960	9.6	139	9.8
90	0.9	13	0.9	310	3.1	45	3.2	530	5.3	77	5.4	750	7.5	109	7.6	970	9.7	141	9.9
100	1.0	15	1.0	320	3.2	46	3.3	540	5.4	78	5.5	760	7.6	110	7.7	980	9.8	142	10.0
110	1.1	16	1.1	330	3.3	48	3.4	550	5.5	80	5.6	770	7.7	112	7.9	990	9.9	144	10.1
120	1.2	17	1.2	340	3.4	49	3.5	560	5.6	81	5.7	780	7.8	113	8.0	1000	10.0	145	10.2
130	1.3	19	1.3	350	3.5	51	3.6	570	5.7	83	5.8	790	7.9	115	8.1	1010	10.1	146	10.3
140	1.4	20	1.4	360	3.6	52	3.7	580	5.8	84	5.9	800	8.0	116	8.2	1020	10.2	148	10.4
150	1.5	22	1.5	370	3.7	54	3.8	590	5.9	86	6.0	810	8.1	117	8.3	1030	10.3	149	10.5
160	1.6	23	1.6	380	3.8	55	3.9	600	6.0	87	6.1	820	8.2	119	8.4	1040	10.4	151	10.6
170	1.7	25	1.7	390	3.9	57	4.0	610	6.1	88	6.2	830	8.3	120	8.5	1050	10.5	152	10.7
180	1.8	26	1.8	400	4.0	58	4.1	620	6.2	90	6.3	840	8.4	122	8.6	1060	10.6	154	10.8
190	1.9	28	1.9	410	4.1	59	4.2	630	6.3	91	6.4	850	8.5	123	8.7	1070	10.7	155	10.9
200	2.0	29	2.0	420	4.2	61	4.3	640	6.4	93	6.5	860	8.6	125	8.8	1080	10.8	157	11.0
210	2.1	30	2.1	430	4.3	62	4.4	650	6.5	94	6.6	870	8.7	126	8.9	1090	10.9	158	11.1
220	2.2	32	2.2	440	4.4	64	4.5	660	6.6	96	6.7	880	8.8	128	9.0	1100	11.0	160	11.2

* Values in psi and kg/cm2 rounded to the nearest practical unit.

Tyre structures

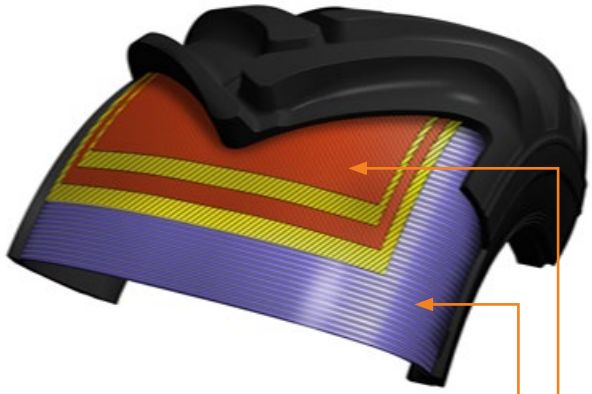

Radial Tyre

The tyre carcass is stabilized by an inextensible circumferential belt.

The ply cords are laid substantially at 90° to the centerline of the tread.

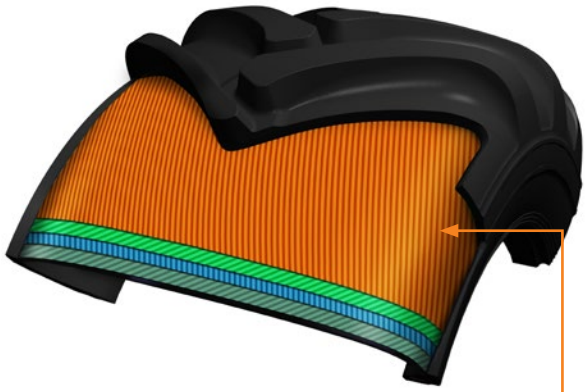

Diagonal (or bias ply) tyre

The ply cords are laid at alternate angles substantially less than 90° to the centerline of the tread.

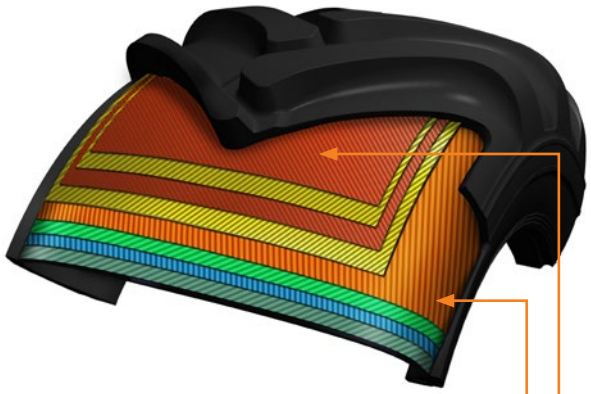

Bias belted

The tyre carcass is stabilized by an inextensible circumferential belt.

Tyre structure of diagonal tyre.

Inflation pressure

Choosing the right inflation pressure

Maintaining the proper tyre inflation pressure

The inflation pressures of tyres should be checked carefully at regular intervals. Perform a visual check daily and repeatedly when operating. A slow leak can cause damage to the tyre sidewall or lead to tube failure before the under-inflation can be felt in the handling of the machine.

Repairable damage should be repaired immediately in order to help obtain regular tyre life. When operating machinery in winter conditions, it should be kept in mind that when temperatures decrease, so do tyre inflation pressures. Consequently, when inflating a tyre indoors in winter, it should be inflated slightly over the recommended pressure. The diagram below should prove of assistance in determining the correct pressure.

Ground disturbance

Ground disturbance is more pronounced when operating in soft soil conditions. When the tyre gets in contact with the ground on a hard surface, it is the tyre that gets depressed, whereas when operating on soft soil, the ground gets depressed. The inflation pressure used does not have much of an effect on the size of the footprint. The inflation pressure should be less than the ground pressure between the ground and the tyre, in case approx. 55 kPa, for it to reduce the depth of the footprint.

Consequently, it is not advisable to reduce tyre inflation pressures in order to improve the machine's footprint, as it has a negative impact on the tyre's service life. The use of wider tyres will serve this purpose better.

Notice! Use always recommended inflation pressure i.e. winter ambient avarage –25°C or in summer time +30°C.

The relationship between tyre inflation pressure and air temperature

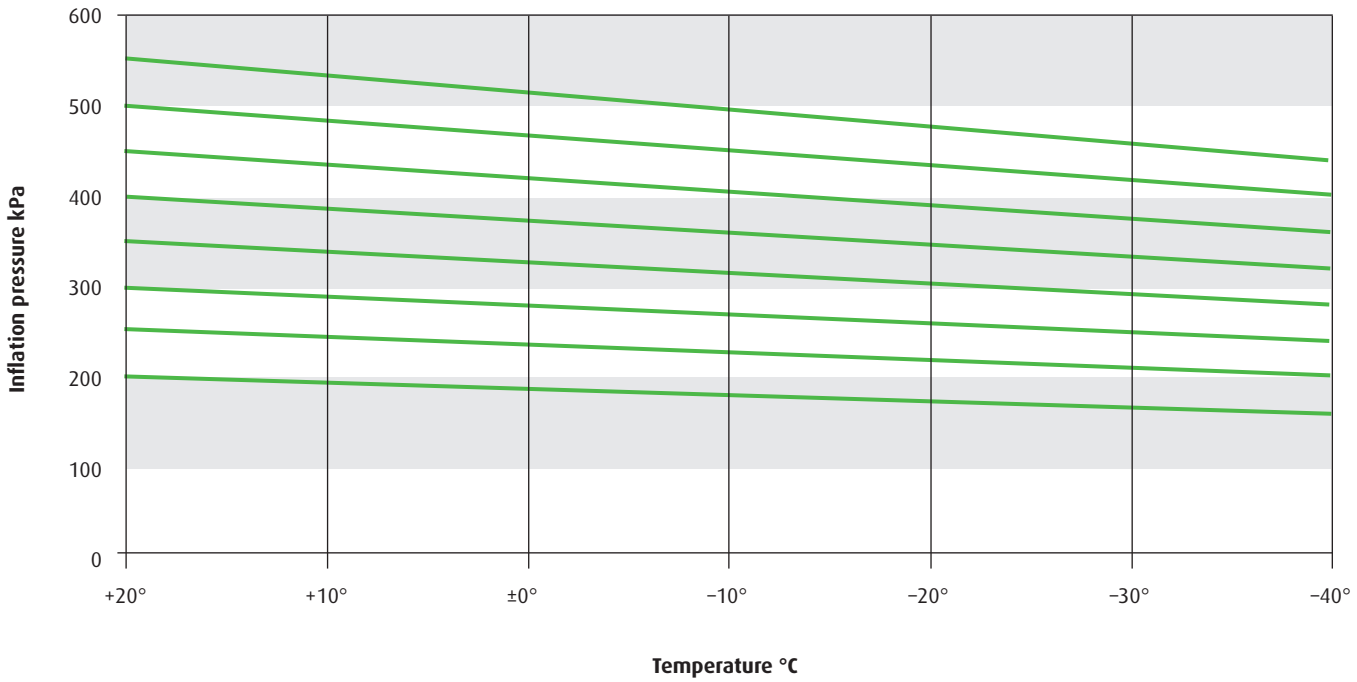

Liquid and salt ballasting

Liquid and salt ballasting

- Liquid ballasting is used to increase machine stability.
- It is recommended to use professional tyre outlets to carry out the filling procedure.
- Special equipment and water permeable valves are required.
- In liquid and salt ballasting, use tubes to prevent rims from rusting.

Note! If a filler other than liquid is used (i.e. polyurethane), tyre warranty does not apply.

Water ballasting

75 % of tyre volume is filled. Amounts listed in the table below.

Water and salt ballasting

The addition of salt will prevent freezing. 75% of tyre volume is filled with the proportions given in the table below. The salt / water solution is calculated at a temperature of -30 ºC / -22 ºF.
Normal commercial salt ($CaCl_2$), 77% purity, is used.
Any additional salt will not necessarily dissolve in water.
The remaining tyre volume is inflated to the recommended inflation pressure.

Notice! Since tyre has air only 25% of the original volume, regular inflation pressure checks are highly recommended.

Non-skid chains

Nowadays, the general tendency is to work increasingly without chains. This is turn places additional demands on forestry tyre selection in order to ensure access to difficult terrain while, at the same time, minimising ground disturbance. In practise, however, there are situations when the use of chains cannot be avoided. In such cases, it is important to pay attention to some basic considerations.

Use of chains

Before installing new chains, it is recommended that they be inspected for sharp edges or welding burrs. When installing chains on a tyre, it is important to ensure that the chains are sufficiently tight. Chains that are too loose can slip on the tyre causing excessive wear. Checking the functioning of old and worn chains is recommended from time to time as well. It is important to check that no chain rings are broken and that none of these individual rings have turned, so that their calks cut into the tyre. The same damage can occur with severely worn and thus overstretched chains.

Tracks

Track manufacturers give their recommendations in slightly different ways. The practice, that is becoming increasingly common, is where track manufacturers specify their products according to the tyre manufacturer, the tread design and the tyre size. The minimum requirement is that the track manufacturer provide the tyre size and the tread design for each track type.

When acquiring tracks, it is extremely important for the user to select the correct track type which is suitable for the tyre and that the operating pressure, in particular, meets the recommendations of track manufacturers. When selecting tracks, it is recommended that the user contacts the track manufacturer.

When using tracks the correct pressure level is the maximum permitted inflation pressure for each tyre size.

Recommended inflation pressures when using tracks

Tyre size	PR	LI / SS		
500/60-22.5	16		430 kPa	62 psi
600/50-22.5	16	151 A8/ 158 A2	430 kPa	62 psi
700/45-22.5	16		390 kPa	57 psi
710/40-22.5	16	154 A8 / 161 A2	390 kPa	57 psi
710/40-24.5	20	163 A8 / 170 A2	550 kPa	80 psi
600/55-26.5	16		460 kPa	67 psi
700/45-26.5	16		460 kPa	67 psi
710/45-26.5	16	161 A8 / 168 A2	460 kPa	67 psi
600/55-26.5	20	165 A8 / 172 A2	550 kPa	80 psi
650/65-26.5	20	172 A8 / 179 A2	550 kPa	80 psi
700/50-26.5	20		550 kPa	80 psi
710/45-26.5	20	168 A8 / 175 A2	550 kPa	80 psi
750/55-26.5	20	177 A8 / 184 A2	550 kPa	80 psi
780/55-26.5	20	179 A8 / 186 A2	550 kPa	80 psi
800/40-26.5	20	170 A8 / 177 A2	550 kPa	80 psi
650/45R24.5		161 A8 / 168 A2	550 kPa	80 psi
600/55R26.5		165 A8 / 172 A2	550 kPa	80 psi
710/45R26.5		168 A8 / 175 A2	550 kPa	80 psi
800/50R26.5		180 A8 /187 A2	550 kPa	80 psi

Notice! Contact the track manufacturer for the correct track for your tyre.

See also Tyre choice and inflation pressures by application.

Tire Pressure LED™

Tyre pressure drop warning system

Tire Pressure LED

- Easy tyre pressure check available on all Nokian tyres
- Easy to use
- Reduces tyre maintenance
- Reduces tyre break-ups
- Saves money

How to use

- First adjust the tyre pressure to the recommended value.
- Screw the Tire Pressure LED tight by hand, using the anti-theft tool provided with the kit.
- The Tire Pressure LED is now calibrated and is constantly monitoring the tyre pressure.

What to do when LED starts flashing

- Unscrew the Tire Pressure LED with the anti-theft tool.
- Adjust the tyre pressure to the recommended value.
- Reinstall the Tire Pressure LED.

Notice!
The LED value caps are an aid in monitoring tyre pressure. The instructions on tyre pressure maintenance in vehicle owners manual should still be followed.

Benefits

- Constant pressure control.
- No need for regular pressure gauge checks anymore.
- The led indicates the need for pressure adjustment.
- Increase in tyre and tube lifespan due to right operating pressure.
- No more tyre break-ups due to running tyres underinflated.

Technical properties

- Led activated when a drop from the calibrated value exceeds 0.3 bar / 4.4 psi (T845503) or 0.6 bar / 8.7 psi (T845504 and T845505).
- Battery used only when led is activated (pressure drop).

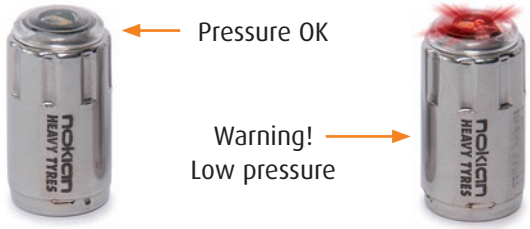

For Agricultural vehicles / 4 pcs / pack

Product code	Manufacturer code	Pressure range
T845503	SSVC-4 NA	0.7–5.0 bar 10–70 psi

For Forestry vehicles / 4 pcs / pack

Product code	Manufacturer code	Pressure range
T845504	TSVC-4 NF	4–12 bar 60–175 psi

For Large Bore Valve Vehicles / 2 pcs / pack

Product code	Manufacturer code	Pressure range
T845505	TSVC-2 NL	4–12 bar 60–175 psi

Transparent Cap for use with R2″ valve protector (2.5.4 Valve protectors)

Product code
HTOC 00009

Rims

- Rim markings
- Wheel (disc included) main dimensions
- Rim contours
- Standards
- Information needed for defining a wheel
- Wheel parts / components
- Valve protectors
- Forestry rims
- Knurling
- Tubeless forestry rims
- Agricultural rims
- Industrial rims
- Inspections on rims

Rim markings

Disc wheels and demountable rims shall be marked with the following information:
a) Rim size designation
b) Wheel/rim manufacturer (name, symbol or trademark)
c) date of manufacture
d) part number or code

Rings shall be marked with the following information:
a) Identification of rim to which the part may be fitted
b) Identification of manufacturer
c) Date of manufacture
d) Flange height designation (on side rings for EM rims)

Notice!
With recommended rim you get the best operational result from your tyre. You may use also permitted rim as an alternative.

Notice!
- indicates multi-piece rim.
x indicates one-piece rim.

Rim marking			Rim contour		Nominal diameter code	Special features
			Width code	Profile		
6½J x 15 H2	or	15 x 6½J H2	6½	J	15	Asymmetrical drop-centre, double hump (H2). (if S=symmetrical)
22.5 x 7.50			7.5		22.5	
10.00 V -20	or	20 - 10.00 V	10	V	20	
DW16L x 26	or	26 x DW 16L	16	L	26	Secondary Well (DW)
8.00TG - 24 SDC	or	24 - 8.00TG SDC	8.00	TG	24	Semi-Drop Centre (SDC)
11.25 - 25/2.0	or	25 - 11.25/2.0	11.25		25	Flange Height Code (/2.0)

Rims

Wheel (disc included) main dimensions

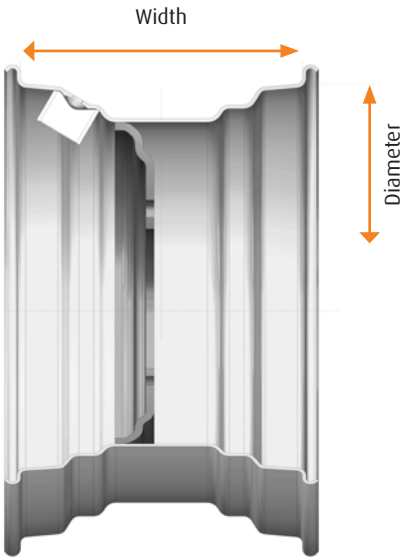

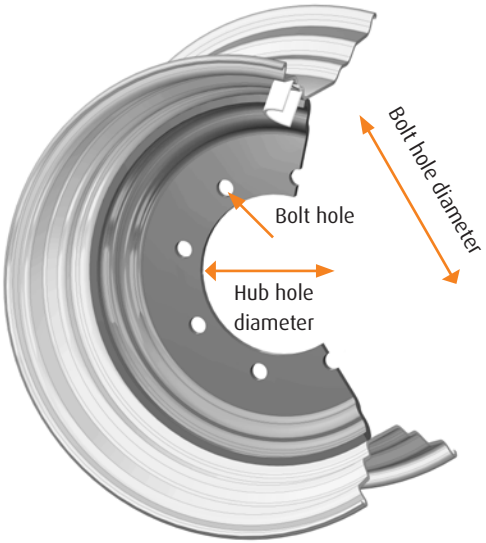

+ offset decreases track width

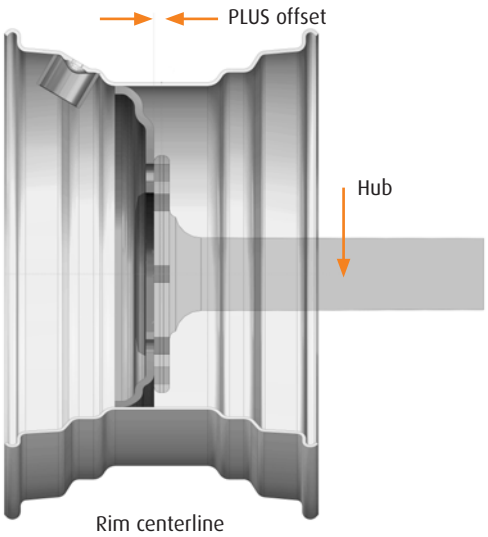

– offset increases track width

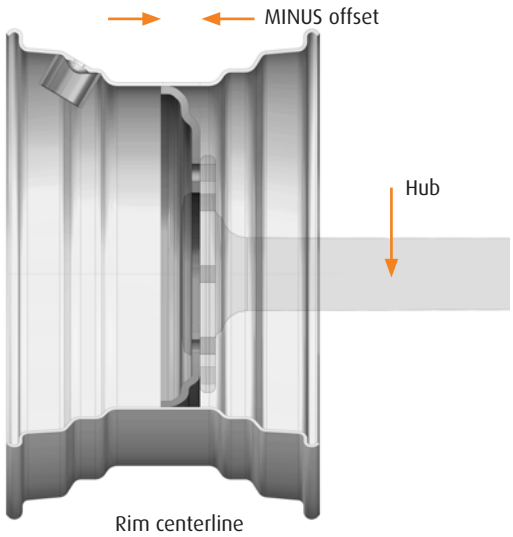

Disc hole definition (mm)

281-335-25,4-10 AR18-32

- Hub hole diameter
- Bolt hole diameter
- Bolt hole
- N:o of holes
- Countersink

Offset is the distance from the rim centerline to the hub mounting surface
+ offset decreases track width
– offset increases track width

Rims

Rim contours

There are mainly two types of rims used with Nokian Heavy Tyres products. Wide well-base and flat-base contour designs.

1. Wide well-base (W and DW)

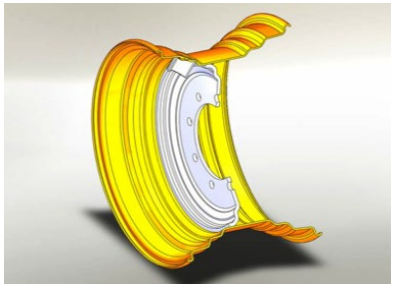

DW rim

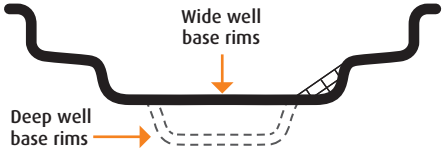

W (wide well) and DW (deep well) rim contours

W or DW?

DW facilitates better the mounting of high PR (stiffer construction) tyres.
DW rims also have higher strength compared with W rims, due to more bends in the contour shape.

2. Flat base rims

Flat base rims are generally of divided contstruction or equipped with lock rings.

Flat base rim

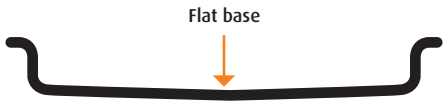

Flat base rim contour

Rims

Standards

Tyres are designed for use on rims that meet the industry standards. It is the responsibility of the vehicle manufacturers and vehicle users that rims used comply with these standards.

The right tyre and rim combination defined in these standards guarantees a proper mounting and fit of tyre on the rim. Standards manuals give the proper rim dimensions and the right rim contours for use on each tyre size and service condition.

Rims and wheels may be stamped with maximum load and maximum cold inflation ratings. If these are not identified consult the rim and wheel manufacturer for rim and wheel capacities for the intended service.

Tyre and rim standards manuals.

TRA: The Tire and Rim Association Inc.
ETRTO: The European Tyre and Rim Technical Organisation
JATMA: The Japan Automobile Tyre Manufacturers Association Inc.
STRO: The Scandinavian Tyre & Rim Organization

Information needed for defining a wheel

A wheel consists of a rim and a disc. Rim contours are standardised and differ from each other according to the service type. Wheel discs are characterised by the offset position, attachment and centre hole.

To define a wheel for a certain application, the following information is needed by the wheel manufacturer:

Information from the tyre manufacturer:
1. Tyre size, loading requirements and service type
2. Nominal width code (inch)
3. Diameter code (inch)
4. Tubeless or tube-type tyre

With this tyre information the rim contour can be designed.

Information from the vehicle manufacturer:
5. Offset
6. Disc centre hole
7. Attachment (bolt circle diameter, bolt hole size, bolt hole type)
8. Wheel loading and maximum speed requirements
9. Valve hole placement, type of valve preferred and need for valve protection
10. The wheel colour

With this information a standard or a tailored wheel can be defined.

Notice! When in doubt consult rim and wheel manufacturer for confirmation on the strenght of the rim/wheel for the intended service.

Rims

Wheel parts / components

Single piece wheel

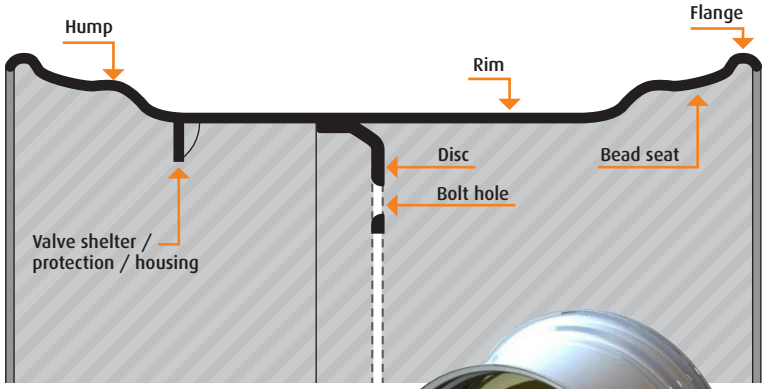

W rim with 2 humps (H2)



Multi-piece wheel

(also referred to as industrial or lock ring wheel)

› **3-piece rim** / bead seat ring, side ring and lock ring the same component



› **4-piece rim** / bead seat ring and lock ring the same component

› **5-piece rim** / all parts separate

The amount of separate rings required is often based on the wheel loading requirements.
Note! Industrial wheels have an inflation maximum of 10 bar (145 psi).

Rims

Wheel parts / components

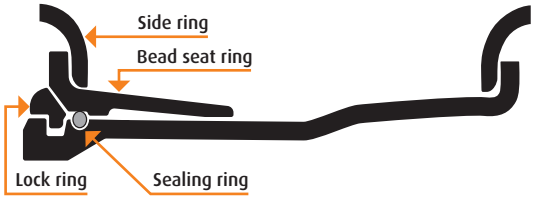

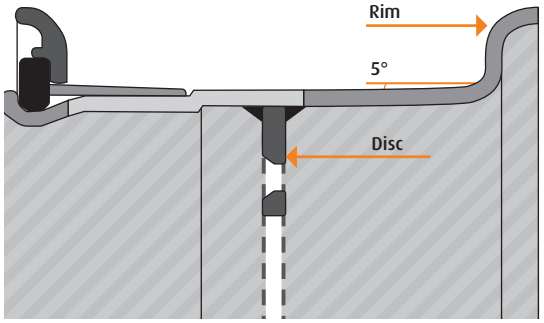

Notice!
Wheel, when disc included.
Rim, when no disc included.

Valve protectors

In tough operating conditions, i.e. forestry a R2″ thread valve protector is commonly used. A transparent cap enables the use of LED pressure warning device.

R2″ valve protector

Transparent cap for R2″

Other types of valve protectors depending on user preferences

Rims

Forestry rims

Examples of typical forestry rim sizes:

AG 22.00 x 22.5	All 15° tapered
AG 24.00 x 24.5	
AG 24.00 x 26.5	
AG 28.00 x 26.5	
DW 20 B x 26	All 5° tapered
DW 25 B x 26	
DW 23 B x 34	
DW 24 B x 34	

AG = agricultural rim contour (drop centre rims)
DW = deep well rims

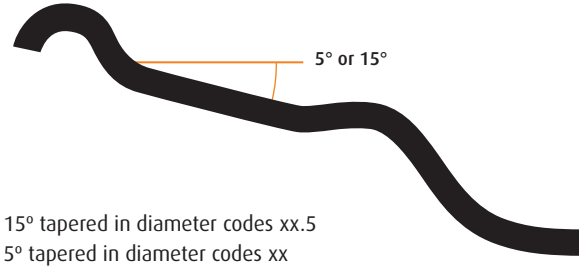

15° tapered in diameter codes xx.5
5° tapered in diameter codes xx

Reinforcements

Rims used in professional logging operations are recommended to have contour flange reinforcements. These add load carrying capacity and protect flanges against impacts.

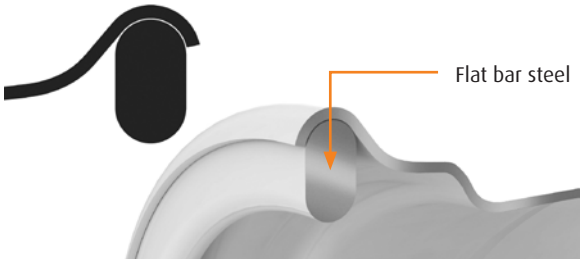

1) Rim diameters 24,5″ and larger
Recommendation: Flat bar steel on the outside flange. Round steel / tube edge / long rolled flange on the inside flange.

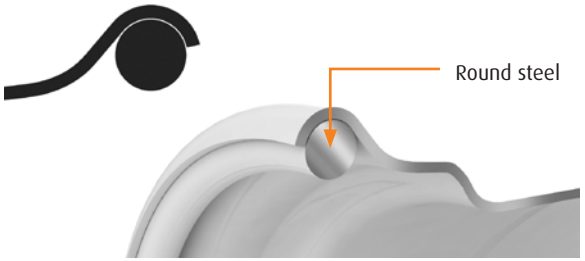

2) Rim diameters smaller than 24,5″
Recommended reinforcements depending on loading and operating conditions. Types:

- Round steel
- Tube flange edge
- Long rolled flange edge

Forestry rim with flat bar steel reinforcement



Tube flange edge

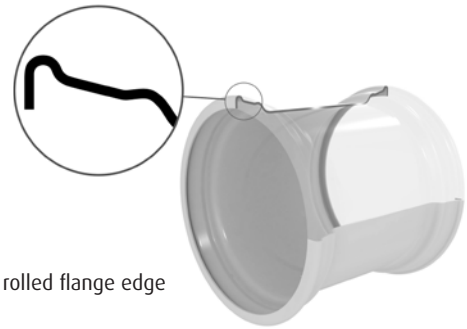

Long rolled flange edge

Rims

Knurling

Knurling has been designed to prevent tyre slippage on rim caused by the inherent traction force on the wheel.
To produce the desired effect, knurling must extend beyound the surface of the rim bead seat.



Knurling for tyre slippage on rim prevention

Other methods to prevent tyre slippage on rim

- Friction paint on bead area
- Paint removed from bead area

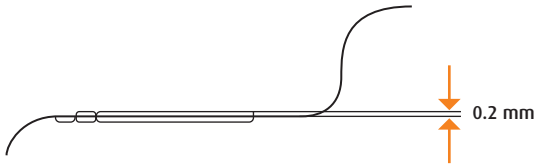

Recommendations for knurling use on 5º tapered rim contours

Rim width	Rim Diameter	Rim Diameter 24″ and larger
13″ and smaller	Upon request	Upon request
14″ and larger	Upon request	Always

Knurling conditions (ETRTO)

Notice!
For preventing tyre slippage on rim:
1. Proper inflation pressure.
2. Use high quality standards fulfilling rims.

Rims

Tubeless forestry rims

With the introduction of radial forestry tyres(Forest Rider), Nokian Heavy Tyres is able to offer tubeless wheels for forestry.

Advantages:
1. No need for tubes and regular tube maintenance
2. No tube valve break-ups from occasional tyre wheel spins in severe high torque conditions.
3. If a wheel spin should occur it has no effect on wheel functionability

A tubeless forestry rim has 3 differences compared with a standart similar contour agricultural rim.
1. Rim flange reinforcements
2. Knurling
3. 15º tapered rims with wider hump dimensioning to accomodate stiffer and wider tyre bead area.

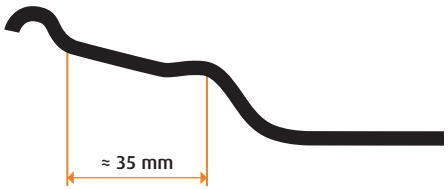

Traditional agricultural rim hump dimensioning

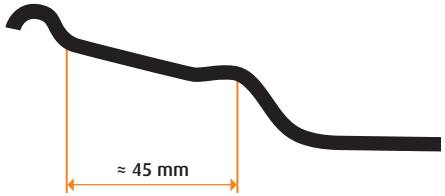

Forestry rim hump dimensioning to accomodate wider tyre base

Notice!
Rims with wider hump can be used also in agricultural and forestry trailer tyres.
5º tapered rims don't require humps to perform as tubeless (i.e. 34″ Forest Rider sizes).

Rims

Agricultural rims

Agricultural rims are TL (tubeless) type.
Rim material, rim shape (contour) and material thickness are based on wheel loading requirements.

Examples of agricultural rim sizes:

13.00 x 15.5	All 15° tapered agricultural rim sizes are equipped with humps.
16.00 x 17	5° tapered sizes dont require humps for tubeless use.

AG 13.00 x 22.5
AG 20.00 x 26.5
DW 13 x 24
DW 16 x 34

Industrial rims

Examples of typical industrial rim sizes:
20″ , 24″, 25″, 33″ lock rings

10.00 WA - 24 /2.0
10.00VA - 24 HD
10.00V - 20
11.00DC - 20
13.00 - 25 /2.5 HD
14.00 - 25 /1.3
8.0 - 20
8.5 - 20

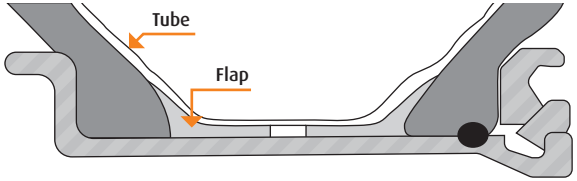

Tube-type on a multi-piece rim

Multi-piece rims 20″ and 24″

Generally tube-type wheels, requiring a tube and a flap.
Examples of tyre sizes:
12.00 - 20
14.00 - 24

Flap	Flap product code	Tyre sizes
170-20	T299520	9.00-20, 10.00-20, 11.00-20
195-20	T299530	11.00R20 (rims 7.0-7.5), 12.00-20
225-20	T299537	10.00R20 (rim 8.0), 12.00R20 (rim 8.0)
260-20	T299538	12.00R20 (rims 8.5 - 9.0) 14.00-20, 14.00R20
*)260-24/25	T299531	13.00-24, 14.00-24, 16.00-24, 16.00-25
430-25	T299540	20.5-25

*) Flap valve hole made afterwards depending on required positioning

Multi-piece rims 25″ and 33″

Generally tubeless wheel, requiring a sealant ring (o-ring)
Examples of tyre sizes:
17.5 R 25
16.00 R 25
18.00 - 25
18.00 - 33

O-ring code	Nokian O-ring product code	Rim contours
OR-224	HTOC 00013	10.00VA
OR-225	HTOC 00003	12.00/1.3, 14.00/1.5
OR-325	HTOC 00004	10.00WA, 11.25/20, 13.00/2.5, 15.00/2.5, 17.00/2.0, 19.50/2.5, 22.00/3.0
OR-329	HTOC 00008	22.00/3.0
OR-333	HTOC 00011	13.00/2.5

OR - 2XX ← **O-ring diameter: 2 :** 2/8 inch = 6.35 mm / **3 :** 3/8 inch = 9.53 mm
↑
OR: O-ring

Rims

Inspections on rims

Allowed wheel radial- / lateral run-outs

Tolerances of the rim radial-/lateral run-out in agricultural and industrial use.

Nominal rim diameter	STRO radial / lateral		DIN 7823 radial / lateral	
	mm	32 nds in	mm	32 nds in
15″ - 20″	2.5 / 2.5	3.2 / 3.2	3.5 / 3.5	4.4 / 4.4
22″ - 28″	3.5 / 3.5	4.4 / 4.4	3.5 / 3.5	4.4 / 4.4
30″ - 38″	5.0 / 5.0	6.3 / 6.3	5.0 / 5.0	6.3 / 6.3

Mandrel gauge

- Tolerance of the mandrel circumference is +/- 1.2 mm
- Even a small under-swing on circumference accelerates the wearing of the rim and leads to tyre rotation on the rim or bead chafing
- Crossing on circumference can cause a tyre damage already when fitting the tyre on to the rim

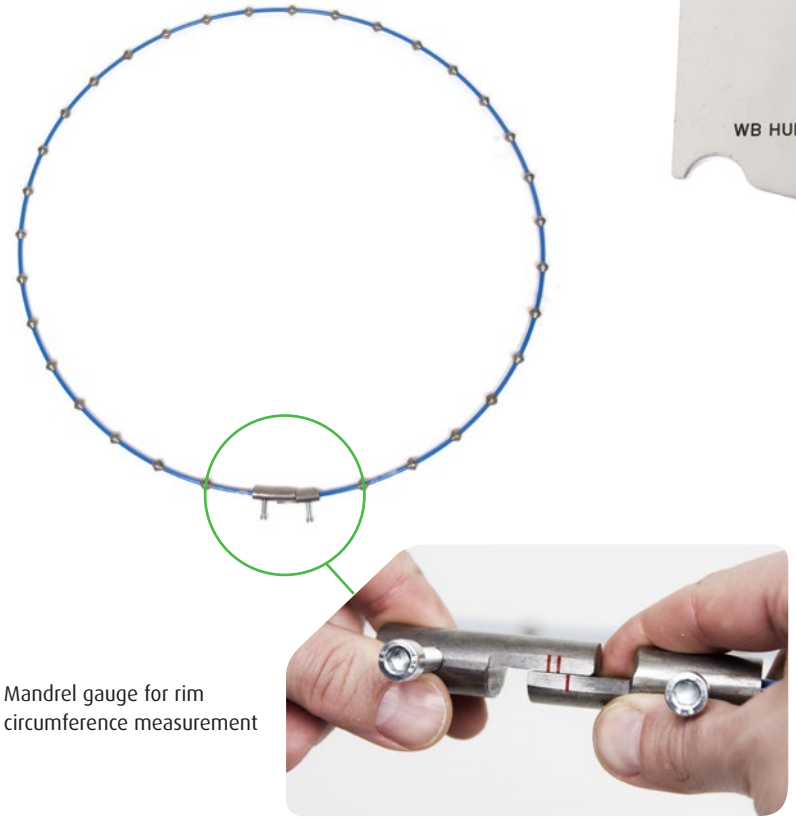

Mandrel gauge for rim circumference measurement

Contour gauge

- If the flange is worn out or bend it does not support the bead of the tyre and can cause bead chafing and ruin the tyre

Tubes and valves

Tubes

Tube markings

Tube markings go hand in hand with tyre markings with one exception: a tube may be suitable for use with one ore more different tyre sizes. In such instances, the tube bears a so called combination size designation. Before installation, it is imperative to ensure the tube carries the same size designation as the tyre.

Examples of one tube fitting several tyre sizes

Tyre size	Valve	Tube marking (combination size)	Tube product code
18.00-25	TR 220A	18.00-25	T55872
20.5-25		20.5-25	
23.5-25		23.5-25	
25/65-25		25/65-25	
22/65-25	TR 220A	22/65-25	T55878
500/60-26.5	TR 218A	500/60-26.5	T55097
540/60R26.5		540/60R26.5	
480/65R28		480/65R28	
500/65R28		500/65R28	
600/55-26.5	TR 218A	600/55-26.5	T55098
700/50-26.5	TR 218A	700/50-26.5	T55099
710/45-26.5		710/45-26.5	

Tube mounting

With properly done mounting, the risk of premature tube failure can be virtually eliminated. A so called dual inflation and the use of talcum powder will help ensure that no air gets trapped between the tyre and the tube upon installation.
Use of improper or excessive lubricants can lead to rim slippage. This will cause the valve to tear off, which can cause damage to the entire tyre.

Size designation marking on tube

Examples of valve types

115D

TR J650

Tubes and valves

Recommendations on tube replacement hours and inflation pressure check-ups

Replacement recommendation

Severe working conditions:
Replace with new tubes every 5 000 hours.

Less demanding conditions:
Replace with new tubes every 8 000 – 10 000 hours.

This guideline applies when recommended inflation pressures for the given application are used.
This guideline applies when inflation pressure check-ups are regular.

Recommendation on regular inflation pressure check-ups

- To be part of the normal forestry machine service procedure
- To be done every at least every 500 working hours

TR 218 A for TT use

TR 618 A for TL use

TR 218 A

Notice!
Use only Nokian tubes for optimal tube life.

Notice!
If pressure recommendations and regular inflation pressure check-ups are not applied, tube damages can occur prematurely, even before the minimum 5 000 hour replacement interval.

Ground contact pressure comparison

Ground pressure comparison between different tyre sizes

Both the tyre diameter and width have an important role in determining the size of tyre contact area. In practice the tyre diameter increase has greater effect on machine mobility than the width increase. Due to the variation in operating ground the absolute ground pressure values can be difficult to assess. However the information in this table is useful when comparing the relative performance of different tyres.

Contact area and ground pressure at different tyre loads. Soft soil.

Size		600/50-22.5		710/40-22.5		710/40-24.5		500/60-26.5		600/55-26.5		650/60-26.5		650/65-26.5		710/45-26.5		750/55-26.5	
		mm	in	mm	in	mm	in	mm	in	mm	in	mm	in	mm	in	mm	in	mm	in
Diameter		1 171	46.1	1 171	46.1	1 230	48.4	1 273	50.1	1 340	52.8	1 485	58.5	1 485	58.5	1 340	52.8	1 485	58.5
Width		601	23.7	710	28.0	710	28.0	503	19.8	601	23.7	650	25.6	650	25.6	710	28.0	750	29.5
Contact area *)		cm2	in2	cm2	in2	cm2	in2	cm2	in2	cm2	in2	cm2	in2	cm2	in2	cm2	in2	cm2	in2
		3 520	545.565	4 160	644.758	4 370	677.306	3 200	495.968	4 030	624.610	4 830	748.602	4 830	748.602	4 760	737.752	5 570	863.294
Load		Ground pressure		Ground pressure		Ground pressure		Ground pressure		Ground pressure		Ground pressure		Ground pressure		Ground pressure		Ground pressure	
kg	lbs	kg/cm²	lbs/in²	kg/cm²	lbs/in²	kg/cm²	lbs/in²	kg/cm²	lbs/in²	kg/cm²	lbs/in²	kg/cm²	lbs/in²	kg/cm²	lbs/in²	kg/cm²	lbs/in²	kg/cm²	lbs/in²
500	1 100	0.14	2.02	0.12	1.71	0.11	1.62	0.16	2.22	0.12	1.76	0.10	1.47	0.10	1.47	0.11	1.49	0.09	1.27
1 000	2 205	0.28	4.04	0.24	3.42	0.23	3.26	0.31	4.45	0.25	3.53	0.21	2.95	0.21	2.95	0.21	2.99	0.18	2.55
1 500	3 305	0.43	6.06	0.36	5.13	0.34	4.88	0.47	6.66	0.37	5.29	0.31	4.41	0.31	4.41	0.32	4.48	0.27	3.83
2 000	4 410	0.57	8.08	0.48	6.84	0.46	6.51	0.63	8.89	0.50	7.06	0.41	5.89	0.41	5.89	0.42	5.98	0.36	5.11
2 500	5 510	0.71	10.10	0.60	8.55	0.57	8.14	0.78	11.11	0.62	8.82	0.52	7.36	0.52	7.36	0.53	7.47	0.45	6.38
3 000	6 615	0.85	12.13	0.72	10.26	0.69	9.77	0.94	13.34	0.74	10.59	0.62	8.84	0.62	8.84	0.63	8.97	0.54	7.66
3 500	7 715	0.99	14.14	0.84	11.97	0.80	11.39	1.09	15.56	0.87	12.35	0.72	10.31	0.72	10.31	0.74	10.46	0.63	8.94
4 000	8 820	1.14	16.17	0.96	13.68	0.92	13.02	1.25	17.78	0.99	14.12	0.83	11.78	0.83	11.78	0.84	11.96	0.72	10.22
4 500	9 920	1.28	18.18	1.08	15.39	1.03	14.65			1.12	15.88	0.93	13.25	0.93	13.25	0.95	13.45	0.81	11.49
5 000	11 025	1.42	20.21			1.14	16.28			1.24	17.65	1.04	14.73	1.04	14.73	1.05	14.94	0.90	12.77
5 500	12 125	1.56	22.22			1.26	17.90			1.36	19.41	1.14	16.20	1.14	16.20	1.16	16.44	0.99	14.05
6 000	13 230					1.37	19.53			1.49	21.18	1.24	17.67	1.24	17.67	1.26	17.93	1.08	15.33
6 500	14 330									1.61	22.94	1.35	19.14	1.35	19.14	1.37	19.42	1.17	16.60
7 000	15 430											1.45	20.61	1.45	20.61	1.47	20.91	1.26	17.87
7 500	16 535											1.55	22.09	1.55	22.09	1.58	22.41	1.35	19.15
8 000	17 635											1.66	23.56	1.66	23.56			1.44	20.43
8 500	18 740													1.76	25.03			1.53	21.71
9 000	19 840																	1.62	22.98
9 500	20 945																	1.71	24.26
10 000	22 045																	1.80	25.54

*) Contact area calculated by using a formula by the Swedish Forestry Research Institute (Skogsarbeten).

Ground contact pressure comparison

Contact area and ground pressure at different tyre loads. Soft soil.

Size		780/55-26.5		800/50R26.5		710/55-28.5		780/50-28.5		800/40-26.5		600/65-34		700/55-34		700/70-34		23.1-26		28L-26		30.5L-32		620/75-26	
		mm	in	mm	in	mm	in	mm	in	mm	in	mm	in	mm	in	mm	in	mm	in	mm	in	mm	in	mm	in
Diameter		1 485	58.5	1 485	58.5	1 525	60.0	1 525	60.0	1 340	52.8	1 644	64.7	1 485	58.5	1 844	72.6	1 632	64.3	1 644	64.7	1 857	73.1	1 590	62.6
Width		780	30.7	800	31.5	710	28.0	780	30.7	800	31.5	600	23.6	700	27.6	700	27.6	587	23.1	714	28.1	775	30.5	625	24.6
Contact area *)		cm2	in2	cm2	in2	cm2	in2	cm2	in2	cm2	in2	cm2	in2	cm2	in2	cm2	in2	cm2	in2	cm2	in2	cm2	in2	cm2	in2
		5 790	897.392	5 940	920.6406	5 410	838.4959	5 950	922.1905	5 360	830.7464	4 930	764.101	5 200	805.948	6 450	999.686	4 790	742.402	5 870	909.791	7 200	1 115.93	4 970	770.300
Load		Ground pressure		Ground pressure		Ground pressure		Ground pressure		Ground pressure		Ground pressure		Ground pressure		Ground pressure		Ground pressure		Ground pressure		Ground pressure		Ground pressure	
kg	lbs	kg/cm²	lbs/in²	kg/cm²	lbs/in²	kg/cm²	lbs/in²	kg/cm²	lbs/in²	kg/cm²	lbs/in²	kg/cm²	lbs/in²	kg/cm²	lbs/in²	kg/cm²	lbs/in²	kg/cm²	lbs/in²	kg/cm²	lbs/in²	kg/cm²	lbs/in²	kg/cm²	lbs/in²
500	1 100	0.09	1.23	0.08	1.19	0.09	1.31	0.08	1.19	0.09	1.32	0.10	1.44	0.10	1.36	0.08	1.10	0.14	2.02	0.12	1.71	0.11	1.62	0.16	2.22
1 000	2 205	0.17	2.46	0.17	2.40	0.18	2.63	0.17	2.39	0.19	2.65	0.20	2.89	0.19	2.74	0.16	2.21	0.28	4.04	0.24	3.42	0.23	3.26	0.31	4.45
1 500	3 305	0.26	3.68	0.25	3.59	0.28	3.94	0.25	3.58	0.28	3.98	0.30	4.33	0.29	4.10	0.23	3.31	0.43	6.06	0.36	5.13	0.34	4.88	0.47	6.66
2 000	4 410	0.35	4.91	0.34	4.79	0.37	5.26	0.34	4.78	0.37	5.31	0.41	5.77	0.38	5.47	0.31	4.41	0.57	8.08	0.48	6.84	0.46	6.51	0.63	8.89
2 500	5 510	0.43	6.14	0.42	5.98	0.46	6.57	0.42	5.97	0.47	6.63	0.51	7.21	0.48	6.84	0.39	5.51	0.71	10.10	0.60	8.55	0.57	8.14	0.78	11.11
3 000	6 615	0.52	7.37	0.51	7.19	0.55	7.89	0.50	7.17	0.56	7.96	0.61	8.66	0.58	8.21	0.47	6.62	0.85	12.13	0.72	10.26	0.69	9.77	0.94	13.34
3 500	7 715	0.60	8.60	0.59	8.38	0.65	9.20	0.59	8.37	0.65	9.29	0.71	10.10	0.67	9.57	0.54	7.72	0.99	14.14	0.84	11.97	0.80	11.39	1.09	15.56
4 000	8 820	0.69	9.83	0.67	9.58	0.74	10.52	0.67	9.56	0.75	10.62	0.81	11.54	0.77	10.94	0.62	8.82	1.14	16.17	0.96	13.68	0.92	13.02	1.25	17.78
4 500	9 920	0.78	11.05	0.76	10.78	0.83	11.83	0.76	10.76	0.84	11.94	0.91	12.98	0.87	12.31	0.70	9.92	1.28	18.18	1.08	15.39	1.03	14.65	1.41	20.00
5 000	11 025	0.86	12.29	0.84	11.98	0.92	13.15	0.84	11.96	0.93	13.27	1.01	14.43	0.96	13.68	0.78	11.03	1.42	20.21	1.20	17.10	1.14	16.28	1.56	22.23
5 500	12 125	0.95	13.51	0.93	13.17	1.02	14.46	0.92	13.15	1.03	14.60			1.06	15.04	0.85	12.13	1.56	22.22	1.32	18.81	1.26	17.90	1.72	24.45
6 000	13 230	1.04	14.74	1.01	14.37	1.11	15.78	1.01	14.35	1.12	15.93			1.15	16.42	0.93	13.23	1.70	24.25	1.44	20.52	1.37	19.53		
6 500	14 330	1.12	15.97	1.09	15.57	1.20	17.09	1.09	15.54	1.21	17.25					1.01	14.33					1.49	21.16		
7 000	15 430	1.21	17.19	1.18	16.76	1.29	18.40	1.18	16.73							1.09	15.43					1.60	22.78		
7 500	16 535	1.30	18.43	1.26	17.96	1.39	19.72	1.26	17.93													1.72	24.41		
8 000	17 635	1.38	19.65	1.35	19.16	1.48	21.03	1.34	19.12													1.83	26.04		
8 500	18 740	1.47	20.88	1.43	20.36	1.57	22.35	1.43	20.32																
9 000	19 840	1.55	22.11	1.52	21.55	1.66	23.66	1.51	21.51																
9 500	20 945	1.64	23.34	1.60	22.75	1.76	24.98	1.60	22.71																
10 000	22 045	1.73	24.57	1.68	23.95	1.85	26.29	1.68	23.91																

*) Contact area calculated by using a formula by the Swedish Forestry Research Institute (Skogsarbeten).

Ground contact pressure comparison

Contact area and ground pressure at different tyre loads. Soft soil.

Size		500/70-28		540/70-30		600/70-38		650/75-38		16.9-28		16.9-30		16.9-34		18.4-34		18.4-38		20.8-38	
		mm	in	mm	in	mm	in	mm	in	mm	in	mm	in	mm	in	mm	in	mm	in	mm	in
Diameter		1 405	55.3	1 515	59.6	1 820	71.7	1 965	77.4	1 435	56.5	1 485	58.5	1 585	62.4	1 650	65.0	1 750	68.9	1 840	72.4
Width		503	19.8	540	21.3	611	24.1	650	25.6	429	16.9	429	16.9	429	16.9	467	18.4	467	18.4	528	20.8
Contact area *)		cm2	in2	cm2	in2	cm2	in2	cm2	in2	cm2	in2	cm2	in2	cm2	in2	cm2	in2	cm2	in2	cm2	in2
		3 530	547.115	4 090	633.909	5 560	861.744	6 390	990.386	3 080	477.369	3 190	494.418	3 400	526.966	3 850	596.712	4 090	633.909	4 860	753.251
Load		Ground pressure		Ground pressure		Ground pressure		Ground pressure		Ground pressure		Ground pressure		Ground pressure		Ground pressure		Ground pressure		Ground pressure	
kg	lbs	kg/cm²	lbs/in²	kg/cm²	lbs/in²	kg/cm²	lbs/in²	kg/cm²	lbs/in²	kg/cm²	lbs/in²	kg/cm²	lbs/in²	kg/cm²	lbs/in²	kg/cm²	lbs/in²	kg/cm²	lbs/in²	kg/cm²	lbs/in²
500	1 100	0.12	1.76	0.10	1.47	0.10	1.47	0.11	1.49	0.09	1.27	0.09	1.23	0.09	1.32	0.10	1.44	0.10	1.36	0.08	1.10
1 000	2 205	0.25	3.53	0.21	2.95	0.21	2.95	0.21	2.99	0.18	2.55	0.17	2.46	0.19	2.65	0.20	2.89	0.19	2.74	0.16	2.21
1 500	3 305	0.37	5.29	0.31	4.41	0.31	4.41	0.32	4.48	0.27	3.83	0.26	3.68	0.28	3.98	0.30	4.33	0.29	4.10	0.23	3.31
2 000	4 410	0.50	7.06	0.41	5.89	0.41	5.89	0.42	5.98	0.36	5.11	0.35	4.91	0.37	5.31	0.41	5.77	0.38	5.47	0.31	4.41
2 500	5 510	0.62	8.82	0.52	7.36	0.52	7.36	0.53	7.47	0.45	6.38	0.43	6.14	0.47	6.63	0.51	7.21	0.48	6.84	0.39	5.51
3 000	6 615	0.74	10.59	0.62	8.84	0.62	8.84	0.63	8.97	0.54	7.66	0.52	7.37	0.56	7.96	0.61	8.66	0.58	8.21	0.47	6.62
3 500	7 715	0.87	12.35	0.72	10.31	0.72	10.31	0.74	10.46	0.63	8.94	0.60	8.60	0.65	9.29	0.71	10.10	0.67	9.57	0.54	7.72
4 000	8 820	0.99	14.12	0.83	11.78	0.83	11.78	0.84	11.96					0.75	10.62	0.81	11.54	0.77	10.94	0.62	8.82
4 500	9 920			0.93	13.25	0.93	13.25	0.95	13.45							0.91	12.98	0.87	12.31	0.70	9.92
5 000	11 025					1.04	14.73	1.05	14.94											0.78	11.03
5 500	12 125					1.14	16.20	1.16	16.44											0.85	12.13
6 000	13 230					1.24	17.67	1.26	17.93												
6 500	14 330					1.35	19.14	1.37	19.42												
7 000	15 430							1.47	20.91												
7 500	16 535																				
8 000	17 635																				
8 500	18 740																				
9 000	19 840																				
9 500	20 945																				

*) Contact area calculated by using a formula by the Swedish Forestry Research Institute (Skogsarbeten).

How to use load capacity tables?

Q: How to find the right inflation pressure?

Tyre: 650/65R 26.5 174 D ELS
Load per tyre: 7 000 kg / 15 432 lb
Max speed of vehicle: 40 km/h / 25 mph

A: Correct inflation pressure is 2.8 bar / 41 psi

Size: 650/65R26.5 174 D

Constant		0.8 bar	12 psi	1.2 bar	17 psi	1.6 bar	23 psi	2.0 bar	29 psi	2.4 bar	35 psi	2.8 bar	41 psi	3.2 bar	46 psi	3.6 bar	53 psi	4.0 bar	58 psi
km/h	mph	kg	lbs	kg	lbs	kg	lbs	kg	lbs	kg	lbs	kg	lbs	kg	lbs	kg	lbs	kg	lbs
10	5	4 260	9 390	5 400	11 905	6 400	14 110	7 200	15 875	8 350	18 410	9 300	20 505	10 100	22 265	11 100	24 470	12 100	26 675
20	12,5	3 900	8 600	4 960	10 935	5 860	12 920	6 600	14 550	7 650	16 865	8 500	18 740	9 250	20 395	10 150	22 375	11 100	24 470
25	15	3 740	8 245	4 740	10 450	5 620	12 390	6 350	14 000	7 350	16 205	8 150	17 965	8 850	19 510	9 750	21 495	10 600	23 370
30	20	3 580	7 890	4 540	10 010	5 380	11 860	6 050	13 340	7 000	15 430	7 800	17 195	8 500	18 740	9 300	20 505	10 150	22 375
40	25	3 220	7 100	4 080	8 995	4 840	10 670	5 440	11 995	6 300	13 890	7 050	15 540	7 650	16 865	8 400	18 520	9 150	20 170
50	30	2 860	6 305	3 640	8 025	4 300	9 480	4 840	10 670	5 600	12 345	6 250	13 780	6 800	14 990	7 450	16 425	8 150	17 965
65	40	2 360	5 205	3 000	6 615	3 550	7 825	4 000	8 820	4 625	10 195	5 150	11 355	5 600	12 345	6 150	13 560	6 700	14 770

Q: How to find a maximum speed for the application (highest speed with the chosen tyre)?

Tyre: 650/60 R 34 175 D
Load per tyre: 10 000 kg / 22 046 lb
Inflation pressure: 4,0 bar / 58 psi Use tyre maximum inflation pressure to gain the highest speed value

A: Maximum speed is 30 km/h / 20 mph

Size: 650/60R34 175 D

Constant		0.8 bar	12 psi	1.2 bar	17 psi	1.6 bar	23 psi	2.0 bar	29 psi	2.4 bar	35 psi	2.8 bar	41 psi	3.2 bar	46 psi	3.6 bar	53 psi	4.0 bar	58 psi
km/h	mph	kg	lbs	kg	lbs	kg	lbs	kg	lbs	kg	lbs	kg	lbs	kg	lbs	kg	lbs	kg	lbs
10	5	4 500	9 920	5 540	12 215	6 750	14 880	7 650	16 865	8 550	18 850	9 850	21 715	10 450	23 040	11 350	25 020	12 450	27 445
20	12,5	4 140	9 125	5 080	11 200	6 200	13 670	7 050	15 540	7 850	17 305	9 000	19 840	9 600	21 165	10 400	22 930	11 400	25 130
25	15	3 960	8 730	4 860	10 715	5 940	13 095	6 750	14 880	7 550	16 645	8 650	19 070	9 200	20 280	10 000	22 045	10 950	24 140
30	20	3 780	8 335	4 660	10 275	5 680	12 520	6 450	14 220	7 200	15 875	8 250	18 190	8 800	19 400	9 550	21 055	10 450	23 040
40	25	3 400	7 495	4 200	9 260	5 100	11 245	5 780	12 745	6 500	14 330	7 450	16 425	7 900	17 415	8 600	18 960	9 400	20 725
50	30	3 040	6 700	3 740	8 245	4 540	10 010	5 160	11 375	5 760	12 700	6 600	14 550	7 050	15 540	7 650	16 865	8 350	18 410
65	40	2 500	5 510	3 075	6 780	3 750	8 265	4 250	9 370	4 750	10 470	5 450	12 015	5 800	12 785	6 300	13 890	6 900	15 210

Notice!
Exceeding maximum speed leads to tyre overheating resulting in premature break-up.

How to use load capacity tables?

Q: For the tyre, what are the required (minimum) inflation pressures when:

1) Driving on the road?
2) Working on the field?

Tyre: 710/55R34 177 D
Load per tyre: 7 000 kg / 15 432 lb

A:
1) Vehicle keeps maximum speed in 50 km/h / 30 mph.
With this load the minimum inflation pressure is 2.8 bar/41 psi

2) Maximum speed in field applications is 10 km/h / 5 mph.
With this load the minimum inflation pressure is 1.6 bar / 23 psi

Size: 710/55R34 177 D

	Constant		0.8 bar	12 psi	1.2 bar	17 psi	1.6 bar	23 psi	2.0 bar	29 psi	2.4 bar	35 psi	2.8 bar	41 psi	3.2 bar	46 psi	3.6 bar	53 psi	4.0 bar	58 psi
	km/h	mph	kg	lbs	kg	lbs	kg	lbs	kg	lbs	kg	lbs	kg	lbs	kg	lbs	kg	lbs	kg	lbs
Field	10	5	4 780	10 540	5 860	12 920	7 200	15 875	8 100	17 855	9 300	20 505	10 450	23 040	11 100	24 470	12 100	26 675	13 150	28 990
	20	12,5	4 380	9 655	5 380	11 860	6 600	14 550	7 450	16 425	8 500	18 740	9 600	21 165	10 150	22 375	11 100	24 470	12 050	26 565
	25	15	4 200	9 260	5 140	11 330	6 350	14 000	7 150	15 765	8 150	17 965	9 200	20 280	9 750	21 495	10 600	23 370	11 550	25 465
	30	20	4 020	8 860	4 920	10 845	6 050	13 340	6 800	14 990	7 800	17 195	8 800	19 400	9 300	20 505	10 150	22 375	11 050	24 360
	40	25	3 620	7 980	4 420	9 745	5 440	11 995	6 150	13 560	7 050	15 540	7 900	17 415	8 400	18 520	9 150	20 170	9 950	21 935
Road	50	30	3 220	7 100	3 940	8 685	4 840	10 670	5 460	12 035	6 250	13 780	7 050	15 540	7 450	16 425	8 150	17 965	8 850	19 510
	65	40	2 650	5 840	3 250	7 165	4 000	8 820	4 500	9 920	5 150	11 355	5 800	12 785	6 150	13 560	6 700	14 770	7 300	16 095

Limited warranty

The below terms of this limited warranty apply to defects in the materials and workmanship of tyres (here in after "Tyres") manufactured and/or sold by Nokian Tyres plc (hereinafter "Nokian") with the exclusion of retreaded tyres. The limited warranty is valid for three (3) years from the date of purchase or five (5) years from the manufacture of a Tyre, whichever is the earliest. If the manufacturer discovers a defect in the materials or workmanship of a Tyre, it will be replaced on the following conditions.

Nokian's limited warranty shall not apply, and Nokian shall not be held liable under it, if a defect to a Tyre is a result of the following:

a) normal wear and tear
b) misuse
c) use in motor racing or other exceptional use
d) faulty mounting on rim
e) faulty storage by a party other than Nokian
f) faulty studding after delivery
g) alteration or repair by anyone other than Nokian or a third party approved by Nokian
h) damage resulting from accident or negligence of anyone other than Nokian
i) faulty or incomplete product advice or instructions given to the customer not confirmed or approved by Nokian
j) damage from accessories, like tracks and chains.

Inferior quality – indicated by the "DA" brand put on a Tyre during quality grading – which reduces the selling price to the customer, will not be adjusted for external cosmetic reasons.

What was stated above concerning Nokian's limited warranty applies only in cases where the tread depth of a Tyre meets the requirements of the vehicular laws of the country where the Tyre was sold. Should a Tyre's tread depth be less than the country-specific requirements, Nokian's limited warranty is not valid and Nokian cannot be held liable under it, even if the abovementioned time periods have not expired.

Nokian's limited warranty is valid only if the customer notifies Nokian or its authorized dealer (a list of dealers must be available to customers) in writing of the alleged defect within 14 days of the date the customer discovers it, or reasonably should have discovered it. The customer must return the allegedly defective Tyre to Nokian or its authorized dealer without delay.

Should Nokian find the Tyre defective and the limited warranty applies to it, or Nokian is liable on other grounds, Nokian's liability shall be limited to the delivery of a new Tyre to the customer. In that case the customer shall pay Nokian the difference between the price of a new Tyre and the unrealized benefit from the use of the returned Tyre (realizable had the returned Tyre not been defective). The unrealized benefit from use is calculated on the basis of the Tyre's remaining tread depth.

Nokian's liability shall extend to mounting/dismounting and other costs only to the extent mandated by the consumer protection laws of the country where the Tyre has been sold. Nokian's liability shall also extend to studding, provided that the studding of the returned Tyre complies with the laws and regulations of the country where it was sold. In case the studding has been done by a third party, Nokian is liable only if that party is approved by Nokian and has done the studding in a manner approved by Nokian and according to Nokian's instructions. Studs are not covered by this limited warranty for Tyres.

In case of an integrated product, the warranties given by the producers of component products shall apply to defects in the materials and workmanship of their component products. Nokian shall not be liable for any failure to perform any of its obligations under this warranty due to problems beyond its reasonable control (force majeure events or effects). Such events or effects include: war, rioting, fire, industrial action, governmental acts, natural catastrophes, discontinuation of public or private transportation and energy and raw material shortages. In case of any of the mentioned events or effects, Nokian is unconditionally exempt from liability under the conditions set herein until the force majeure event or effect terminates. Nokian's liability shall be limited to the above and only to the extent mentioned herein. Under no circumstances shall Nokian be liable for indirect, incidental or consequential damages, loss of business income or other revenues, other economic losses, or damages due to not being able to use a Tyre – whatever kind they may be.

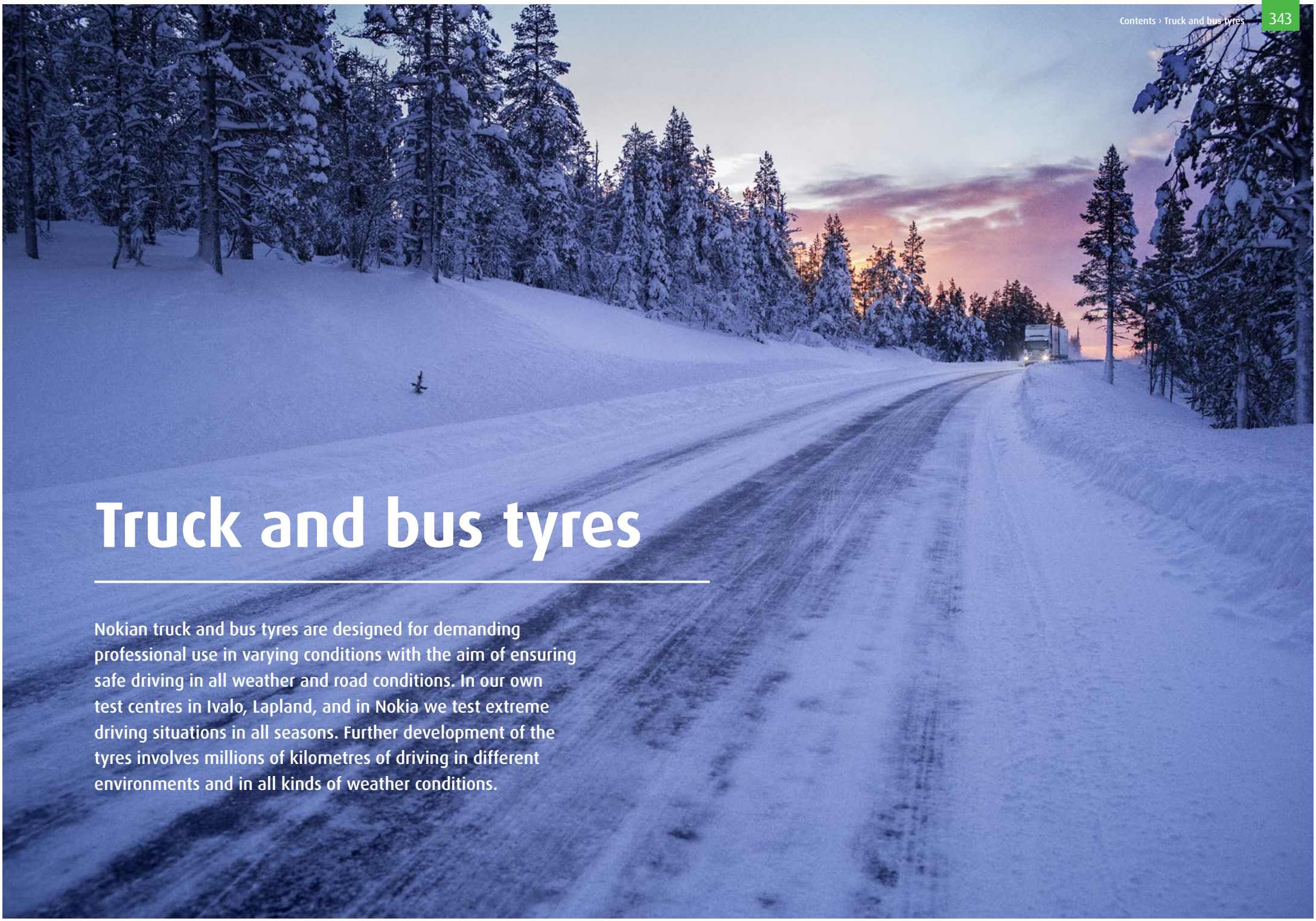

Truck and bus tyres

Nokian truck and bus tyres are designed for demanding professional use in varying conditions with the aim of ensuring safe driving in all weather and road conditions. In our own test centres in Ivalo, Lapland, and in Nokia we test extreme driving situations in all seasons. Further development of the tyres involves millions of kilometres of driving in different environments and in all kinds of weather conditions.

Contents – Nokian Hakkapeliitta & Hakka Truck tyres

Steer axle tyres

345
Nokian Hakkapeliitta Truck F

347
Nokian Hakka Truck 861 / 861 WS

349
Nokian Hakka Truck 844 / 844 WS

Drive axle tyres

351
Nokian Hakkapeliitta Truck D

353
Nokian Hakkapeliitta Truck E

355
Nokian Hakka Truck Drive

357
Nokian NTR-827

359
Nokian NTR-831

Trailer tyres

361
Nokian Hakkapeliitta Truck F

362
Nokian NTR-827

363
Nokian Hakka Truck 861 WS

364
Nokian Hakka Truck 844 / 844 WS

365 Areas of use

Nokian Hakkapeliitta Truck F

M+S

A reliable winter steer axle tyre for medium and long-haul usage

Efficient grip, absolute durability and economical driving for extreme conditions. Robust shoulders ensure a precise and stable driving response.

Outstanding lateral grip in snowy and icy conditions by dense Spiral-Siping system and open pattern.

Applications

Where maximum grip is needed for safety. Winter time in hilly conditions and on secondary roads.

Can also be used in trailer when extra grip is needed.

Sizes

- Nokian Hakkapeliitta Truck F 295/80R22.5 - T675020
- Nokian Hakkapeliitta Truck F 315/70R22.5 – T675022
- Nokian Hakkapeliitta Truck F 315/80R22.5 – T675021
- Nokian Hakkapeliitta Truck F 385/65R22.5 – T675023
- Nokian Hakkapeliitta Truck F 385/55R22.5 – T675037

"3PMSF", tyre is accepted for severe snow conditions according to ECE 117.02 snow test.
These tyres have also M+S marking.

M+S Tyre is for snow conditions according to ECE 117.02 definition.

Nokian Hakkapeliitta Truck F – all sizes

Product code	Size	Pattern design	Load Index, Speed Symbol	Additional marking	Approved rims in	Overall diameter mm	Tyre width mm	Static loaded radius mm	Rolling circumference mm	Revolutions per km	Revolutions per mile	Minimum dual spacing mm	RRC class	Wet class	Noise dB	Noise waves	M+S	3PMSF
T675020	295/80R22.5	HKPL TRUCK F	152/148M	-	9.00, 8.25	1 049	299	489	3 189	314	505	335	D	C	74	2	M+S	3PMSF
T675022	315/70R22.5	HKPL TRUCK F	152/148M	154/150L	9.00, 9.25	1 024	314	472	3 109	322	518	351	D	B	74	2	M+S	3PMSF
T675021	315/80R22.5	HKPL TRUCK F	154/150M	156/150L	9.00, 9.75	1 081	314	503	3 292	304	489	351	D	C	73	2	M+S	3PMSF
T675023	385/65R22.5	HKPL TRUCK F	158L	160K	11.75, 12.25	1 088	375	504	3 313	302	486	-	D	C	74	2	M+S	3PMSF
T675037	385/55R22.5	HKPL TRUCK F	160K	158L	11.75, 12.25	1 004	384	467	3 052	328	527	-	D	B	71	1	M+S	3PMSF

Load capacity values

Size	Fitting Single/Dual	Speed symbol	Reference speed km/h	Maximum load capacity per axle (kg) at various cold inflation pressures (bar) * 6.50	6.75	7.00	7.25	7.50	7.75	8.00	8.25	8.50	8.75	9.00
295/80R22.5	Single	M	130	5 570	5 760	5 950	6 150	6 340	6 530	6 720	6 910	7 100		
	Dual	M	130	9 890	10 230	10 570	10 910	11 240	11 580	11 920	12 260	12 600		
315/70R22.5	Single	L	120	5 590	5 780	5 970	6 160	6 350	6 540	6 730	6 930	7 120	7 310	7 500
	Dual	L	120	9 980	10 320	10 660	11 010	11 350	11 690	12 030	12 370	12 720	13 060	13 400
	Single	M	130	5 570	5 760	5 950	6 150	6 340	6 530	6 720	6 910	7 100		
	Dual	M	130	9 890	10 230	10 570	10 910	11 240	11 580	11 920	12 260	12 600		
315/80R22.5	Single	L	120	6 280	6 490	6 710	6 920	7 140	7 350	7 570	7 780	8 000		
	Dual	L	120	10 810	11 180	11 550	11 920	12 290	12 660	13 030	13 400			
	Single	M	130	6 050	6 260	6 460	6 670	6 880	7 090	7 290	7 500			
	Dual	M	130	10 810	11 180	11 550	11 920	12 290	12 660	13 030	13 400			
385/65R22.5	Single	K	110	6 700	6 930	7 160	7 390	7 620	7 850	8 080	8 310	8 540	8 770	9 000
	Single	L	120	6 670	6 900	7 130	7 360	7 590	7 810	8 040	8 270	8 500		
385/55R22.5	Single	K	110	6 700	6 930	7 160	7 390	7 620	7 850	8 080	8 310	8 540	8 770	9 000
	Single	L	120	6 670	6 900	7 130	7 350	7 580	7 810	8 040	8 270	8 500		

* The above inflation pressures are minimum values. On front axle use it is recommended to use the table values increased with 1.0 bar, but not exceed 9.0 bar pressures.

Nokian Hakka Truck 861 / 861 WS

M+S

Reliable weatherproof steer axle tyre for use in medium and long haul applications

Tyre offers good grip on main road use because of Spiral-Siping system. Tread pattern is designed also for low rolling resistance and noise level.

Tread design and compound provide good mileage with even wear pattern.

Applications

Main road usage in trucks and coaches where good mileage from tyres is needed

Tyre can also be used in trailers.

Sizes

- Nokian Hakka Truck 861 295/80R22.5 – T675025
- Nokian Hakka Truck 861 315/70R22.5 – T675024
- Nokian Hakka Truck 861 315/80R22.5 – T675026
- Nokian Hakka Truck 861 WS 385/65R22.5 – T675027

"3PMSF", tyre is accepted for severe snow conditions according to ECE 117.02 snow test.
These tyres have also M+S marking.

M+S Tyre is for snow conditions according to ECE 117.02 definition.

Nokian Hakka Truck 861 – all sizes

Product code	Size	Pattern design	Load Index, Speed Symbol	Additional marking	Approved rims in	Overall diameter mm	Tyre width mm	Static loaded radius mm	Rolling circumference mm	Revolutions per km	Revolutions per mile	Minimum dual spacing mm	RRC class	Wet class	Noise dB	Noise waves	M+S	3PMSF
T675025	295/80R22.5	HAKKA TRUCK 861	152/148M	-	9.00, 8.25	1 050	300	488	3 185	314	505	335	D	B	69	1	M+S	3PMSF
T675024	315/70R22.5	HAKKA TRUCK 861	152/148M	154/150L	9.00, 9.25	1 025	314	472	3 109	322	518	351	C	B	72	2	M+S	3PMSF
T675026	315/80R22.5	HAKKA TRUCK 861	154/150M	156/150L	9.00, 9.75	1 079	313	502	3 281	305	491	351	D	C	69	1	M+S	3PMSF
T675027	385/65R22.5	HAKKA TRUCK 861	158L	160K	11.75, 12.25	1 084	377	501	3 293	304	489	-	C	D	71	1	M+S	3PMSF

Load capacity values

Size	Fitting Single/Dual	Speed symbol	Reference speed km/h	Maximum load capacity per axle (kg) at various cold inflation pressures (bar) * 6.50	6.75	7.00	7.25	7.50	7.75	8.00	8.25	8.50	8.75	9.00
295/80R22.5	Single	M	130	5 570	5 760	5 950	6 150	6 340	6 530	6 720	6 910	7 100		
	Dual	M	130	9 890	10 230	10 570	10 910	11 240	11 580	11 920	12 260	12 600		
315/70R22.5	Single	L	120	5 590	5 780	5 970	6 160	6 350	6 540	6 730	6 930	7 120	7 310	7 500
	Dual	L	120	9 980	10 320	10 660	11 010	11 350	11 690	12 030	12 370	12 720	13 060	13 400
	Single	M	130	5 570	5 760	5 950	6 150	6 340	6 530	6 720	6 910	7 100		
	Dual	M	130	9 890	10 230	10 570	10 910	11 240	11 580	11 920	12 260	12 600		
315/80R22.5	Single	L	120	6 280	6 490	6 710	6 920	7 140	7 350	7 570	7 780	8 000		
	Dual	L	120	10 810	11 180	11 550	11 920	12 290	12 660	13 030	13 400			
	Single	M	130	6 050	6 260	6 460	6 670	6 880	7 090	7 290	7 500			
	Dual	M	130	10 810	11 180	11 550	11 920	12 290	12 660	13 030	13 400			
385/65R22.5	Single	K	110	6 700	6 930	7 160	7 390	7 620	7 850	8 080	8 310	8 540	8 770	9 000
	Single	L	120	6 670	6 900	7 130	7 360	7 590	7 810	8 040	8 270	8 500		

* The above inflation pressures are minimum values. On front axle use it is recommended to use the table values increased with 1.0 bar, but not exceed 9.0 bar pressures.

Nokian Hakka Truck 844 / 844 WS

M+S

Reliable weatherproof steer axle tyre for use in medium and long haul applications

Tyre offers good grip on main road use because of Spiral-Siping system. Tread pattern is designed also for low rolling resistance and noise level.

Tread design and compound provide good mileage with even wear pattern.

Applications

Main road usage in trucks and coaches where good mileage from tyres is needed

Tyre can also be used in trailers.

Sizes

- Nokian Hakka Truck 844 265/70R19.5 – T675028
- Nokian Hakka Truck 844 275/70R22.5 – T675029
- Nokian Hakka Truck 844 WS 385/55R22.5 – T675033

"3PMSF", tyre is accepted for severe snow conditions according to ECE 117.02 snow test.
These tyres have also M+S marking.

M+S Tyre is for snow conditions according to ECE 117.02 definition.

Nokian Hakka Truck 844 – all sizes

Product code	Size	Pattern design	Load Index, Speed Symbol	Additional marking	Approved rims in	Overall diameter mm	Tyre width mm	Static loaded radius mm	Rolling circumference mm	Revolutions per km	Revolutions per mile	Minimum dual spacing mm	RRC class	Wet class	Noise dB	Noise waves	M+S	3PMSF
T675028	265/70R19.5	HAKKA TRUCK 844	143/141J	-	7.50, 6.75, 8.25	872	251	403	2 650	377	607	295	C	C	72	2	M+S	3PMSF
T675029	275/70R22.5	HAKKA TRUCK 844	148/145L	-	8.25, 7.50	964	272	448	2 930	341	549	311	C	C	71	1	M+S	3PMSF
T675033	385/55R22.5	HAKKA TRUCK 844	160K	158L	11.75, 12.25	1 002	384	467	3 046	328	528	-	D	B	71	1	M+S	3PMSF

Load capacity values

Size	Fitting Single/Dual	Speed symbol	Reference speed km/h	Maximum load capacity per axle (kg) at various cold inflation pressures (bar) * 6.50	6.75	7.00	7.25	7.50	7.75	8.00	8.25	8.50	8.75	9.00
265/70R19.5	Single	J	100	4 280	4 420	4 570	4 720	4 860	5 010	5 160	5 300	5 450		
	Dual	J	100	8 090	8 360	8 640	8 920	9 190	9 470	9 750	10 020	10 300		
275/70R22.5	Single	L	120	4 690	4 850	5 010	5 170	5 340	5 500	5 660	5 820	5 980	6 140	6 300
	Dual	L	120	8 640	8 940	9 230	9 530	9 830	10 120	10 420	10 710	11 010	11 310	11 600
385/55R22.5	Single	K	110	6 700	6 930	7 160	7 390	7 620	7 850	8 080	8 310	8 540	8 770	9 000
	Single	L	120	6 670	6 900	7 130	7 350	7 580	7 810	8 040	8 270	8 500		

* The above inflation pressures are minimum values. On front axle use it is recommended to use the table values increased with 1.0 bar, but not exceed 9.0 bar pressures.

Nokian Hakkapeliitta Truck D

M+S

First class winter drive tyre for medium and long haul usage in changing conditions

Tyre features dense 3D-siping Twin-Block pattern design to achieve superior traction especially on packed snow and icy roads.

Tread design and compound ensure that traction properties remain even when tyre is worn.

Applications

Where traction is needed for safe operation but high mileage tyre is needed.

Sizes

- Nokian Hakkapeliitta Truck D 295/80R22.5 – T675031
- Nokian Hakkapeliitta Truck D 315/70R22.5 – T675032
- Nokian Hakkapeliitta Truck D 315/80R22.5 – T675030

"3PMSF", tyre is accepted for severe snow conditions according to ECE 117.02 snow test.
These tyres have also M+S marking.

M+S Tyre is for snow conditions according to ECE 117.02 definition.

Nokian Hakkapeliitta Truck D – all sizes

Product code	Size	Pattern design	Load Index, Speed Symbol	Additional marking	Approved rims in	Overall diameter mm	Tyre width mm	Static loaded radius mm	Rolling circumference mm	Revolutions per km	Revolutions per mile	Minimum dual spacing mm	RRC class	Wet class	Noise dB	Noise waves	M+S	3PMSF
T675031	295/80R22.5	HKPL TRUCK D	152/148M	-	9.00, 8.25	1 063	296	495	3 231	310	498	335	E	C	74	2	M+S	3PMSF
T675032	315/70R22.5	HKPL TRUCK D	152/148M	154/150L	9.00, 9.25	1 032	314	476	3 137	319	513	351	E	C	73	1	M+S	3PMSF
T675030	315/80R22.5	HKPL TRUCK D	154/150M	156/150L	9.00, 9.75	1 087	312	504	3 304	303	487	351	E	D	76	2	M+S	3PMSF

Load capacity values

Size	Fitting Single/Dual	Speed symbol	Reference speed km/h	Maximum load capacity per axle (kg) at various cold inflation pressures (bar) *										
				6.50	6.75	7.00	7.25	7.50	7.75	8.00	8.25	8.50	8.75	9.00
295/80R22.5	Single	M	130	5 570	5 760	5 950	6 150	6 340	6 530	6 720	6 910	7 100		
	Dual	M	130	9 890	10 230	10 570	10 910	11 240	11 580	11 920	12 260	12 600		
315/70R22.5	Single	L	120	5 590	5 780	5 970	6 160	6 350	6 540	6 730	6 930	7 120	7 310	7 500
	Dual	L	120	9 980	10 320	10 660	11 010	11 350	11 690	12 030	12 370	12 720	13 060	13 400
	Single	M	130	5 570	5 760	5 950	6 150	6 340	6 530	6 720	6 910	7 100		
	Dual	M	130	9 890	10 230	10 570	10 910	11 240	11 580	11 920	12 260	12 600		
315/80R22.5	Single	L	120	6 280	6 490	6 710	6 920	7 140	7 350	7 570	7 780	8 000		
	Dual	L	120	10 810	11 180	11 550	11 920	12 290	12 660	13 030	13 400			
	Single	M	130	6 050	6 260	6 460	6 670	6 880	7 090	7 290	7 500			
	Dual	M	130	10 810	11 180	11 550	11 920	12 290	12 660	13 030	13 400			

* The above inflation pressures are minimum values. On front axle use it is recommended to use the table values increased with 1.0 bar, but not exceed 9.0 bar pressures.

Nokian Hakkapeliitta Truck E

M+S

First class winter drive tyre for heavy duty vehicles operating in demanding conditions

Superior traction and good self-cleaning in snowy conditions because of open and aggressive tread pattern design.

Stable driving response due to directional tread pattern. Tyre also offers excellent wear resistance.

Applications

Where the maximum traction is needed for driving safety. Operations in snowy and icy conditions.

Sizes

- Nokian Hakkapeliitta Truck E 295/80R22.5 – T675017
- Nokian Hakkapeliitta Truck E 315/70R22.5 – T675019
- Nokian Hakkapeliitta Truck E 315/80R22.5 – T675018

"3PMSF", tyre is accepted for severe snow conditions according to ECE 117.02 snow test.
These tyres have also M+S marking.

M+S Tyre is for snow conditions according to ECE 117.02 definition.

Nokian Hakkapeliitta Truck E – all sizes

Product code	Size	Pattern design	Load Index, Speed Symbol	Additional marking	Approved rims in	Overall diameter mm	Tyre width mm	Static loaded radius mm	Rolling circumference mm	Revolutions per km	Revolutions per mile	Minimum dual spacing mm	RRC class	Wet class	Noise dB	Noise waves	M+S	3PMSF
T675017	295/80R22.5	HKPL TRUCK E	152/148M	-	9.00, 8.25	1 064	296	495	3 231	310	498	335	E	D	73	1	M+S	3PMSF
T675019	315/70R22.5	HKPL TRUCK E	152/148M	154/150L	9.00, 9.25	1 031	314	476	3 133	319	514	351	E	D	76	2	M+S	3PMSF
T675018	315/80R22.5	HKPL TRUCK E	154/150M	156/150L	9.00, 9.75	1 086	312	503	3 304	303	487	351	E	C	74	2	M+S	3PMSF

Load capacity values

Size	Fitting Single/Dual	Speed symbol	Reference speed km/h	Maximum load capacity per axle (kg) at various cold inflation pressures (bar) * 6.50	6.75	7.00	7.25	7.50	7.75	8.00	8.25	8.50	8.75	9.00
295/80R22.5	Single	M	130	5 570	5 760	5 950	6 150	6 340	6 530	6 720	6 910	7 100		
	Dual	M	130	9 890	10 230	10 570	10 910	11 240	11 580	11 920	12 260	12 600		
315/70R22.5	Single	L	120	5 590	5 780	5 970	6 160	6 350	6 540	6 730	6 930	7 120	7 310	7 500
	Dual	L	120	9 980	10 320	10 660	11 010	11 350	11 690	12 030	12 370	12 720	13 060	13 400
	Single	M	130	5 570	5 760	5 950	6 150	6 340	6 530	6 720	6 910	7 100		
	Dual	M	130	9 890	10 230	10 570	10 910	11 240	11 580	11 920	12 260	12 600		
315/80R22.5	Single	L	120	6 280	6 490	6 710	6 920	7 140	7 350	7 570	7 780	8 000		
	Dual	L	120	10 810	11 180	11 550	11 920	12 290	12 660	13 030	13 400			
	Single	M	130	6 050	6 260	6 460	6 670	6 880	7 090	7 290	7 500			
	Dual	M	130	10 810	11 180	11 550	11 920	12 290	12 660	13 030	13 400			

* The above inflation pressures are minimum values. On front axle use it is recommended to use the table values increased with 1.0 bar, but not exceed 9.0 bar pressures.

Nokian Hakka Truck Drive

M+S

Weatherproof drive axle tyre offering reliable traction and mileage as well as comfort

Open V-shaped tread pattern offers good self cleaning properties while semi-open shoulders provide stability. Efficient siping design ensure good grip in braking and acceleration for the whole life of the tyre.

The tread pattern and compound has been optimized for good mileage and comfort.

Applications

Long haul operations where conditions can change suddenly. Tyre for all year round use in trucks and coaches.

Sizes

- Nokian Hakka Truck Drive 295/80R22.5T – 675034
- Nokian Hakka Truck Drive 315/70R22.5 – T675036
- Nokian Hakka Truck Drive 315/80R22.5 – T675035

"3PMSF", tyre is accepted for severe snow conditions according to ECE 117.02 snow test.
These tyres have also M+S marking.

M+S Tyre is for snow conditions according to ECE 117.02 definition.

Nokian Hakka Truck Drive – all sizes

Product code	Size	Pattern design	Load Index, Speed Symbol	Additional marking	Approved rims in	Overall diameter mm	Tyre width mm	Static loaded radius mm	Rolling circumference mm	Revolutions per km	Revolutions per mile	Minimum dual spacing mm	RRC class	Wet class	Noise dB	Noise waves	M+S	3PMSF
T675034	295/80R22.5	HAKKA TRUCK DRIVE	152/148M	-	9.00, 8.25	1 060	296	488	3 222	310	499	335	E	C	75	2	M+S	3PMSF
T675036	315/70R22.5	HAKKA TRUCK DRIVE	152/148M	154/150L	9.00, 9.25	1 029	314	474	3 128	320	514	351	D	C	75	2	M+S	3PMSF
T675035	315/80R22.5	HAKKA TRUCK DRIVE	154/150M	156/150L	9.00, 9.75	1 085	312	504	3 298	303	488	351	D	C	74	2	M+S	3PMSF

Load capacity values

Size	Fitting Single/Dual	Speed symbol	Reference speed km/h	Maximum load capacity per axle (kg) at various cold inflation pressures (bar) * 6.50	6.75	7.00	7.25	7.50	7.75	8.00	8.25	8.50	8.75	9.00
295/80R22.5	Single	M	130	5 570	5 760	5 950	6 150	6 340	6 530	6 720	6 910	7 100		
	Dual	M	130	9 890	10 230	10 570	10 910	11 240	11 580	11 920	12 260	12 600		
315/70R22.5	Single	L	120	5 590	5 780	5 970	6 160	6 350	6 540	6 730	6 930	7 120	7 310	7 500
	Dual	L	120	9 980	10 320	10 660	11 010	11 350	11 690	12 030	12 370	12 720	13 060	13 400
	Single	M	130	5 570	5 760	5 950	6 150	6 340	6 530	6 720	6 910	7 100		
	Dual	M	130	9 890	10 230	10 570	10 910	11 240	11 580	11 920	12 260	12 600		
315/80R22.5	Single	L	120	6 280	6 490	6 710	6 920	7 140	7 350	7 570	7 780	8 000		
	Dual	L	120	10 810	11 180	11 550	11 920	12 290	12 660	13 030	13 400			
	Single	M	130	6 050	6 260	6 460	6 670	6 880	7 090	7 290	7 500			
	Dual	M	130	10 810	11 180	11 550	11 920	12 290	12 660	13 030	13 400			

* The above inflation pressures are minimum values. On front axle use it is recommended to use the table values increased with 1.0 bar, but not exceed 9.0 bar pressures.

Nokian NTR-827

M+S

A winter drive axle tyre for delivery trucks demanding maximum traction

Tyre has an open tread pattern design enabling good grip and self cleaning in snowy conditions.

Tread pattern and compound used in this tyre offer safety and stability needed in difficult winter weather.

Applications

Delivery vehicles operating in urban areas.

Tyre is also suitable for trailer use.

Sizes

› Nokian NTR-827 265/70R19.5 – T675000

"3PMSF", tyre is accepted for severe snow conditions according to ECE 117.02 snow test.
These tyres have also M+S marking.

M+S Tyre is for snow conditions according to ECE 117.02 definition.

Nokian NTR-827 – all sizes

Product code	Size	Pattern design	Load Index, Speed Symbol	Additional marking	Approved rims in	Overall diameter mm	Tyre width mm	Static loaded radius mm	Rolling circumference mm	Revolutions per km	Revolutions per mile	Minimum dual spacing mm	RRC class	Wet class	Noise dB	Noise waves	M+S	3PMSF
T675000	265/70R19.5	NTR-827	143/141J	-	7.50, 6.75, 8.25	872	254	403	2 649	378	608	295	D	C	74	2	M+S	3PMSF

Load capacity values

Size	Fitting Single/Dual	Speed symbol	Reference speed km/h	Maximum load capacity per axle (kg) at various cold inflation pressures (bar) * 6.50	6.75	7.00	7.25	7.50	7.75	8.00	8.25	8.50	8.75	9.00
265/70R19.5	Single	J	100	4 280	4 420	4 570	4 720	4 860	5 010	5 160	5 300	5 450		
	Dual	J	100	8 090	8 360	8 640	8 920	9 190	9 470	9 750	10 020	10 300		

* The above inflation pressures are minimum values. On front axle use it is recommended to use the table values increased with 1.0 bar, but not exceed 9.0 bar pressures.

Nokian NTR-831

M+S

A sturdy an durable winter drive axle tyre for heaviest usage conditions

Tyre features robust Twin-Block pattern design to achieve superior traction and driving stability.

Tread pattern design and compound selection ensure that tyre remains it's properties even when worn.

Applications

Heavy highway use where traction is essential for safe operation.

Sizes

- Nokian NTR-831 295/80R22.5 – T675001
- Nokian NTR-831 315/80R22.5 – T675005

"3PMSF", tyre is accepted for severe snow conditions according to ECE 117.02 snow test.
These tyres have also M+S marking.

M+S Tyre is for snow conditions according to ECE 117.02 definition.

Nokian NTR-831 – all sizes

Product code	Size	Pattern design	Load Index, Speed Symbol	Additional marking	Approved rims in	Overall diameter mm	Tyre width mm	Static loaded radius mm	Rolling circumference mm	Revolutions per km	Revolutions per mile	Minimum dual spacing mm	RRC class	Wet class	Noise dB	Noise waves	M+S	3PMSF
T675001	295/80R22.5	NTR-831	152/148M	-	9.00, 8.25	1 063	295	495	3 231	310	498	335	D	D	76	2	M+S	3PMSF
T675005	315/80R22.5	NTR-831	154/150M	156/150L	9.00, 9.75	1 087	313	505	3 304	303	487	351	D	D	76	2	M+S	3PMSF

Load capacity values

Size	Fitting Single/Dual	Speed symbol	Reference speed km/h	Maximum load capacity per axle (kg) at various cold inflation pressures (bar) * 6.50	6.75	7.00	7.25	7.50	7.75	8.00	8.25	8.50	8.75	9.00
295/80R22.5	Single	M	130	5 570	5 760	5 950	6 150	6 340	6 530	6 720	6 910	7 100		
	Dual	M	130	9 890	10 230	10 570	10 910	11 240	11 580	11 920	12 260	12 600		
315/80R22.5	Single	L	120	6 280	6 490	6 710	6 920	7 140	7 350	7 570	7 780	8 000		
	Dual	L	120	10 810	11 180	11 550	11 920	12 290	12 660	13 030	13 400			
	Single	M	130	6 050	6 260	6 460	6 670	6 880	7 090	7 290	7 500			
	Dual	M	130	10 810	11 180	11 550	11 920	12 290	12 660	13 030	13 400			

* The above inflation pressures are minimum values. On front axle use it is recommended to use the table values increased with 1.0 bar, but not exceed 9.0 bar pressures.

Nokian Hakkapeliitta Truck F

M+S

A reliable trailer tyre for medium and long-haul usage

Efficient grip, absolute durability and economical driving for extreme conditions. Robust shoulders ensure a precise and stable driving response.

Outstanding lateral grip in snowy and icy conditions by dense Spiral-Siping system and open pattern.

Applications

Where maximum grip is needed for safety. Winter time in hilly conditions and on secondary roads.

Sizes

More information on the sizes is available on **page 346**.

- **Nokian Hakkapeliitta Truck F 385/65R22.5 – T675023**
- **Nokian Hakkapeliitta Truck F 385/55R22.5 – T675037**

"3PMSF", tyre is accepted for severe snow conditions according to ECE 117.02 snow test.
These tyres have also M+S marking.

M+S Tyre is for snow conditions according to ECE 117.02 definition.

Nokian NTR-827

M+S

A reliable trailer tyre for medium and long-haul usage

Efficient grip, absolute durability and economical driving for extreme conditions. Robust shoulders ensure a precise and stable driving response.

Outstanding lateral grip in snowy and icy conditions by dense Spiral-Siping system and open pattern.

Applications

Where maximum grip is needed for safety. Winter time in hilly conditions and on secondary roads.

Sizes

More information on the sizes is available on **page 358**.

› **Nokian NTR-827 265/70R19.5 – T675000**

"3PMSF", tyre is accepted for severe snow conditions according to ECE 117.02 snow test.
These tyres have also M+S marking.

M+S Tyre is for snow conditions according to ECE 117.02 definition.

Nokian Hakka Truck 861 WS

M+S

Reliable weatherproof trailer tyre for use in medium and long haul applications

Tyre offers good grip on main road use because of Spiral-Siping system. Tread pattern is designed also for low rolling resistance and noise level.

Tread design and compound provide good mileage with even wear pattern.

Applications

Main road usage on trailers where a good mileage is needed.

Sizes

More information on the sizes is available on **page 348**.

› **Nokian Hakka Truck 861 WS 385/65R22.5 – T675027**

"3PMSF", tyre is accepted for severe snow conditions according to ECE 117.02 snow test.
These tyres have also M+S marking.

M+S Tyre is for snow conditions according to ECE 117.02 definition.

Nokian Hakka Truck 844 / 844 WS

M+S

Reliable weatherproof trailer tyre for use in medium and long haul applications

Tyre offers good grip on main road use because of Spiral-Siping system. Tread pattern is designed also for low rolling resistance and noise level.

Tread design and compound provide good mileage with even wear pattern.

Applications

Main road usage on trailers where a good mileage is needed.

Sizes

More information on the sizes is available on **page 350**.

- **Nokian Hakka Truck 844 265/70R19.5 – T675028**
- **Nokian Hakka Truck 844 275/70R22.5 – T675029**
- **Nokian Hakka Truck 844 WS 385/55R22.5 – T675033**

"3PMSF", tyre is accepted for severe snow conditions according to ECE 117.02 snow test.
These tyres have also M+S marking.

M+S Tyre is for snow conditions according to ECE 117.02 definition.

Areas of use

	Winter use	Long distance	Regional	Timber transport	On/Off road	Long distance buses	City buses	3PMSF M+S markings
Steer								
Hakkapeliitta Truck F	❄❄	Highly recommended	Highly recommended	Recommended	Recommended with reservations [1]	Highly recommended	Recommended	3PMSF, M+S
Hakka Truck 861	❄	Highly recommended	Highly recommended			Highly recommended	Recommended	3PMSF, M+S
Hakka Truck 861 WS	❄	Highly recommended	Recommended					3PMSF, M+S
Hakka Truck 844	❄		Recommended				Highly recommended	3PMSF, M+S
Hakka Truck 844 WS	❄	Highly recommended	Recommended					3PMSF, M+S
Drive								
Hakkapeliitta Truck D	❄❄	Highly recommended	Recommended	Recommended		Highly recommended	Recommended	3PMSF, M+S
Hakkapeliitta Truck E	❄❄	Recommended	Highly recommended	Highly recommended	Recommended with reservations [1]	Recommended	Highly recommended	3PMSF, M+S
Hakka Truck Drive	❄❄	Highly recommended	Recommended	Recommended with reservations [1]		Highly recommended	Recommended	3PMSF, M+S
NTR-831	❄❄	Highly recommended	Recommended	Recommended	Recommended with reservations [1]	Highly recommended	Recommended	3PMSF, M+S
NTR-827	❄❄		Recommended					3PMSF, M+S
Trailer								
Hakkapeliitta Truck F	❄❄	Recommended	Recommended					3PMSF, M+S
NTR-827	❄❄	Highly recommended	Highly recommended	Recommended with reservations [1]				3PMSF, M+S
Hakka Truck 844	❄	Highly recommended	Recommended	Recommended with reservations [1]				3PMSF, M+S
Hakka Truck 844 WS	❄	Highly recommended	Recommended					3PMSF, M+S
Hakka Truck 861 WS	❄	Highly recommended	Recommended					3PMSF, M+S

Highly recommended

Recommended

Recommended with reservations [1]

❄❄ Excellent grip in severe winter conditions

❄ Good grip in normal winter road conditions

[1] In severe on/off road conditions the recommendended usage is in winter time

Contents – Nokian NTR tyres

Steer axle tyres

367
Nokian NTR 32

369
Nokian NTR 32 – 17.5″

371
Nokian NTR 46

373
Nokian NTR 52

375
Nokian NTR 74S

Drive axle tyres

377
Nokian NTR 45 – 17.5″

379
Nokian NTR 45

381
Nokian NTR 68

Trailer tyres

383
Nokian NTR 32

384
Nokian NTR 72 – 17.5″

385
Nokian NTR 72

386
Nokian NTR 72S

388
Nokian NTR 73

389
Nokian NTR 73S

391
Nokian NTR 74S

392 **Areas of use**

Nokian NTR 32

M+S

Reliable steer axle tyre for all-year round use in urban delivery trucks and city buses

Wide zigzag-shaped grooves on tread pattern offer stability and ensures good handling properties while the wear pattern is even for a long service life. The tyre noise is pleasantly low.

A special compound is used for all-year use. Tyre has reinforced sidewalls to protect from curb abrasion.

Applications

Delivery trucks and buses in urban environment.

Sizes

› Nokian NTR 32 275/70R22.5 – T675123

M+S Tyre is for snow conditions according to ECE 117.02 definition.

Nokian NTR 32 – all sizes

Product code	Size	Pattern design	Load Index, Speed Symbol	Additional marking	Approved rims in	Overall diameter mm	Tyre width mm	Static loaded radius mm	Rolling circumference mm	Revolutions per km	Revolutions per mile	Minimum dual spacing mm	RRC class	Wet class	Noise dB	Noise waves	M+S	3PMSF
T675123	275/70R22.5	NOKIAN NTR 32	148/145M	-	8.25, 7.50	957	277	444	2 939	340	548	311	D	B	71	2	M+S	-

Load capacity values

Size	Fitting Single/Dual	Speed symbol	Reference speed km/h	Maximum load capacity per axle (kg) at various cold inflation pressures (bar) *																
				5.00	5.25	5.50	5.75	6.00	6.25	6.50	6.75	7.00	7.25	7.50	7.75	8.00	8.25	8.50	8.75	9.00
275/70R22.5	Single	M	130					4 370	4 530	4 690	4 850	5 010	5 170	5 340	5 500	5 660	5 820	5 980	6 140	6 300
	Dual	M	130					8 050	8 350	8 640	8 940	9 230	9 530	9 830	10 120	10 420	10 710	11 010	11 310	11 600

* The above inflation pressures are minimum values. On front axle use it is recommended to use the table values increased with 1.0 bar, but not exceed 9.0 bar pressures.

Nokian NTR 32 – 17.5″

M+S

Reliable steer axle tyre for all-year round use in urban delivery trucks

Sturdy four-rib tread pattern offers stability and ensures good handling properties while the wear pattern is even for a long service life. The tyre noise is pleasantly low.

A special compound is used for all-year use. Tyre has also stone ejectors in main grooves to prevent stone trapping.

Applications

Delivery trucks in urban environment.

Sizes

- Nokian NTR 32 215/75R17.5 – T675127
- Nokian NTR 32 235/75R17.5 – T675129

M+S Tyre is for snow conditions according to ECE 117.02 definition.

Nokian NTR 32 – 17.5″ – all sizes

Product code	Size	Pattern design	Load Index, Speed Symbol	Additional marking	Approved rims in	Overall diameter mm	Tyre width mm	Static loaded radius mm	Rolling circumference mm	Revolutions per km	Revolutions per mile	Minimum dual spacing mm	RRC class	Wet class	Noise dB	Noise waves	M+S	3PMSF
T675127	215/75R17.5	NOKIAN NTR 32	126/124M	-	6.00, 6.75	780	211	364	2 389	419	674	239	D	C	70	1	M+S	-
T675129	235/75R17.5	NOKIAN NTR 32	132/130M	-	6.75, 7.50	796	234	371	2 440	410	660	262	C	C	70	1	M+S	-

Load capacity values

Size	Fitting Single/Dual	Speed symbol	Reference speed km/h	Maximum load capacity per axle (kg) at various cold inflation pressures (bar) *																
				5.00	5.25	5.50	5.75	6.00	6.25	6.50	6.75	7.00	7.25	7.50	7.75	8.00	8.25	8.50	8.75	9.00
215/75R17.5	Single	M	130	2 530	2 640	2 750	2 860	2 960	3 070	3 180	3 290	3 400								
	Dual	M	130	4 760	4 960	5 170	5 370	5 580	5 780	5 990	6 190	6 400								
235/75R17.5	Single	M	130			2 950	3 060	3 180	3 300	3 420	3 530	3 650	3 770	3 880	4 000					
	Dual	M	130			5 600	5 820	6 040	6 270	6 490	6 710	6 930	7 150	7 380	7 600					

* The above inflation pressures are minimum values. On front axle use it is recommended to use the table values increased with 1.0 bar, but not exceed 9.0 bar pressures.

Nokian NTR 46

M+S

Steer axle tyre for trucks operating in rough and tough conditions

Open tread pattern and wide grooves ensure good self-cleaning and grip in changing driving conditions. Stone ejectors in the main grooves prolong operating life especially on rough surfaces.

High quality rubber compound and low heat build-up means that tyre wears evenly and retains its good properties throughout its lifetime.

Applications

On/off road trucks operating in tough and demanding conditions.

Sizes

- Nokian NTR 46 315/80R22.5 – T675134
- Nokian NTR 46 385/65R22.5 – T675135

M+S Tyre is for snow conditions according to ECE 117.02 definition.

Nokian NTR 46 – all sizes

Product code	Size	Pattern design	Load Index, Speed Symbol	Additional marking	Approved rims in	Overall diameter mm	Tyre width mm	Static loaded radius mm	Rolling circumference mm	Revolutions per km	Revolutions per mile	Minimum dual spacing mm	RRC class	Wet class	Noise dB	Noise waves	M+S	3PMSF
T675134	315/80R22.5	NOKIAN NTR 46	156/150K	-	9.00, 9.75	1 074	313	497	3 336	300	482	351	C	B	72	2	M+S	-
T675135	385/65R22.5	NOKIAN NTR 46	158L	-	12.25	1 072	384	507	3 309	302	486	-	C	B	74	3	M+S	-

Load capacity values

Size	Fitting Single/Dual	Speed symbol	Reference speed km/h	Maximum load capacity per axle (kg) at various cold inflation pressures (bar) *																
				5.00	5.25	5.50	5.75	6.00	6.25	6.50	6.75	7.00	7.25	7.50	7.75	8.00	8.25	8.50	8.75	9.00
315/80R22.5	Single	K	110					6 010	6 230	6 450	6 670	6 890	7 120	7 340	7 560	7 780	8 000			
	Dual	K	110					10 070	10 440	10 810	11 180	11 550	11 920	12 290	12 660	13 030	13 400			
385/65R22.5	Single	K	110					6 240	6 470	6 700	6 930	7 160	7 390	7 620	7 850	8 080	8 310	8 540	8 770	9 000
	Single	L	120					6 220	6 440	6 670	6 900	7 130	7 360	7 590	7 810	8 040	8 270	8 500		

* The above inflation pressures are minimum values. On front axle use it is recommended to use the table values increased with 1.0 bar, but not exceed 9.0 bar pressures.

Nokian NTR 52

M+S

Steer axle tyre for trucks and coaches – All-year round tyre for comfort and safety

A new tyre construction and tread pattern ensure reliable operation and improved endurance. Heavily zigzag shaped grooves reduce stone trapping and improve driving stability.

The new tread compound and even wear shape increase the tyre mileage. Tyre meets the Euro 6 load carrying capacity.

Applications

Medium and long distance operations on main roads. Suitable for both, trucks and coaches.

Sizes

- Nokian NTR 52 295/80R22.5 – T675140
- Nokian NTR 52 315/70R22.5 – T675139
- Nokian NTR 52 315/80R22.5 – T675138

M+S Tyre is for snow conditions according to ECE 117.02 definition.

Nokian NTR 52 – all sizes

Product code	Size	Pattern design	Load Index, Speed Symbol	Additional marking	Approved rims in	Overall diameter mm	Tyre width mm	Static loaded radius mm	Rolling circumference mm	Revolutions per km	Revolutions per mile	Minimum dual spacing mm	RRC class	Wet class	Noise dB	Noise waves	M+S	3PMSF
T675140	295/80R22.5	NOKIAN NTR 52	152/148M	-	9.00, 8.25	1 039	298	482	3 165	316	508	335	D	B	73	2	M+S	-
T675139	315/70R22.5	NOKIAN NTR 52	156/150L	154/148M	9.00, 9.75	1 014	310	469	3 133	319	514	351	C	B	73	2	M+S	-
T675138	315/80R22.5	NOKIAN NTR 52	156/150L	154/148M	9.00, 9.75	1 070	310	495	3 291	304	489	351	C	B	73	2	M+S	-

Load capacity values

Size	Fitting Single/Dual	Speed symbol	Reference speed km/h	Maximum load capacity per axle (kg) at various cold inflation pressures (bar) *																
				5.00	5.25	5.50	5.75	6.00	6.25	6.50	6.75	7.00	7.25	7.50	7.75	8.00	8.25	8.50	8.75	9.00
295/80R22.5	Single	M	130					5 190	5 380	5 570	5 760	5 950	6 150	6 340	6 530	6 720	6 910	7 100		
	Dual	M	130					9 210	9 550	9 890	10 230	10 570	10 910	11 240	11 580	11 920	12 260	12 600		
315/70R22.5	Single	L	120					5 550	5 750	5 960	6 160	6 370	6 570	6 780	6 980	7 180	7 390	7 590	7 800	8 000
	Dual	L	120					9 300	9 640	9 980	10 320	10 660	11 010	11 350	11 690	12 030	12 370	12 720	13 060	13 400
	Single	M	130					5 200	5 390	5 590	5 780	5 970	6 160	6 350	6 540	6 730	6 930	7 120	7 310	7 500
	Dual	M	130					9 300	9 640	9 980	10 320	10 660	11 010	11 350	11 690	12 030	12 370	12 720	13 060	13 400
315/80R22.5	Single	L	120					5 850	6 060	6 280	6 490	6 710	6 920	7 140	7 350	7 570	7 780	8 000		
	Dual	L	120					10 070	10 440	10 810	11 180	11 550	11 920	12 290	12 660	13 030	13 400			
	Single	M	130					5 640	5 840	6 050	6 260	6 460	6 670	6 880	7 090	7 290	7 500			
	Dual	M	130					10 070	10 440	10 810	11 180	11 550	11 920	12 290	12 660	13 030	13 400			

* The above inflation pressures are minimum values. On front axle use it is recommended to use the table values increased with 1.0 bar, but not exceed 9.0 bar pressures.

Nokian NTR 74S

M+S

A sturdy tyre for demanding all-year round conditions in medium and long distance transport

Four zigzag shaped groove tread pattern and sturdy shoulders improve the durability and stability while reducing stone trapping and improve driving comfort.

Tyre offers even wear shape for long service life and low rolling resistance for economy.

Applications

Medium and long distance transports.

Tyre can be used in steer axle and trailer.

Sizes

- Nokian NTR 74S 385/55R22.5 – T675143
- Nokian NTR 74S 385/65R22.5 – T675142

"3PMSF", tyre is accepted for severe snow conditions according to ECE 117.02 snow test.
These tyres have also M+S marking.

M+S Tyre is for snow conditions according to ECE 117.02 definition.

Nokian NTR 74S – all sizes

Product code	Size	Pattern design	Load Index, Speed Symbol	Additional marking	Approved rims in	Overall diameter mm	Tyre width mm	Static loaded radius mm	Rolling circumference mm	Revolutions per km	Revolutions per mile	Minimum dual spacing mm	RRC class	Wet class	Noise dB	Noise waves	M+S	3PMSF
T675143	385/55R22.5	NOKIAN NTR 74S	160J	-	11.75, 12.25	997	369	458	3 040	329	529	-	C	C	73	2	M+S	3PMSF
T675142	385/65R22.5	NOKIAN NTR 74S	160J	-	11.75, 12.25	1 072	379	497	3 270	306	492	-	C	C	73	2	M+S	3PMSF

Load capacity values

Size	Fitting Single/Dual	Speed symbol	Reference speed km/h	Maximum load capacity per axle (kg) at various cold inflation pressures (bar) *																
				5.00	5.25	5.50	5.75	6.00	6.25	6.50	6.75	7.00	7.25	7.50	7.75	8.00	8.25	8.50	8.75	9.00
385/55R22.5	Single	J	100					6 250	6 470	6 700	6 930	7 160	7 390	7 620	7 850	8 080	8 310	8 540	8 770	9 000
	Single	K	110					6 250	6 470	6 700	6 930	7 160	7 390	7 620	7 850	8 080	8 310	8 540	8 770	9 000
	Single	L	120					6 210	6 440	6 670	6 900	7 130	7 350	7 580	7 810	8 040	8 270	8 500		
385/65R22.5	Single	J	100					6 240	6 470	6 700	6 930	7 160	7 390	7 620	7 850	8 080	8 310	8 540	8 770	9 000
	Single	K	110					6 240	6 470	6 700	6 930	7 160	7 390	7 620	7 850	8 080	8 310	8 540	8 770	9 000
	Single	L	120					6 220	6 440	6 670	6 900	7 130	7 360	7 590	7 810	8 040	8 270	8 500		

* The above inflation pressures are minimum values. On front axle use it is recommended to use the table values increased with 1.0 bar, but not exceed 9.0 bar pressures.

Nokian NTR 45 – 17.5″

M+S

Reliable drive axle tyre for all-year round use in urban delivery trucks

Tyre has dense block pattern and special rubber compound ensuring good grip all-year round. Tread pattern design also provides driving stability.

A special compound is used for all-year use. Tyre has also stone ejectors in main grooves to prevent stone trapping.

Applications

Delivery trucks in urban environment.

Sizes

- Nokian NTR 45 215/75R17.5 – T675132
- Nokian NTR 45 235/75R17.5 – T675133

"3PMSF", tyre is accepted for severe snow conditions according to ECE 117.02 snow test.
These tyres have also M+S marking.

M+S Tyre is for snow conditions according to ECE 117.02 definition.

Nokian NTR 45 – 17.5″ – all sizes

Product code	Size	Pattern design	Load Index, Speed Symbol	Additional marking	Approved rims in	Overall diameter mm	Tyre width mm	Static loaded radius mm	Rolling circumference mm	Revolutions per km	Revolutions per mile	Minimum dual spacing mm	RRC class	Wet class	Noise dB	Noise waves	M+S	3PMSF
T675132	215/75R17.5	NOKIAN NTR 45	126/124M	-	6.00, 6.75	775	210	362	2 370	422	679	239	E	C	74	2	M+S	3PMSF
T675133	235/75R17.5	NOKIAN NTR 45	132/130M	-	6.75, 7.50	802	234	372	2 432	411	662	262	D	C	74	2	M+S	3PMSF

Load capacity values

Size	Fitting Single/Dual	Speed symbol	Reference speed km/h	Maximum load capacity per axle (kg) at various cold inflation pressures (bar) *																
				5.00	5.25	5.50	5.75	6.00	6.25	6.50	6.75	7.00	7.25	7.50	7.75	8.00	8.25	8.50	8.75	9.00
215/75R17.5	Single	M	130	2 530	2 640	2 750	2 860	2 960	3 070	3 180	3 290	3 400								
	Dual	M	130	4 760	4 960	5 170	5 370	5 580	5 780	5 990	6 190	6 400								
235/75R17.5	Single	M	130			2 950	3 060	3 180	3 300	3 420	3 530	3 650	3 770	3 880	4 000					
	Single	M	130			5 600	5 820	6 040	6 270	6 490	6 710	6 930	7 150	7 380	7 600					

* The above inflation pressures are minimum values. On front axle use it is recommended to use the table values increased with 1.0 bar, but not exceed 9.0 bar pressures.

Nokian NTR 45

M+S

Reliable and sturdy drive axle tyre for all-year round use in medium and long haul

Tyre has open block pattern and special rubber compound ensuring good grip all-year round. Tread pattern design also provides driving stability.

A special compound is used for all-year use. The sturdy tyre offers even wear pattern and good mileage results.

Applications

Medium and long distance transports on main roads.

Sizes

- Nokian NTR 45 295/80R22.5 – T675106
- Nokian NTR 45 315/70R22.5 – T675110
- Nokian NTR 45 315/80R22.5 – T675114

"3PMSF", tyre is accepted for severe snow conditions according to ECE 117.02 snow test.
These tyres have also M+S marking.

M+S Tyre is for snow conditions according to ECE 117.02 definition.

Nokian NTR 45 – all sizes

Product code	Size	Pattern design	Load Index, Speed Symbol	Additional marking	Approved rims in	Overall diameter mm	Tyre width mm	Static loaded radius mm	Rolling circumference mm	Revolutions per km	Revolutions per mile	Minimum dual spacing mm	RRC class	Wet class	Noise dB	Noise waves	M+S	3PMSF
T675106	295/80R22.5	NOKIAN NTR 45	152/148M	-	9.00, 8.25	1 049	300	487	3 169	316	508	335	D	B	74	2	M+S	3PMSF
T675110	315/70R22.5	NOKIAN NTR 45	154/150L	152/148M	9.00, 9.75	1 014	312	467	3 075	325	523	351	D	B	74	2	M+S	3PMSF
T675114	315/80R22.5	NOKIAN NTR 45	154/150M	156/150L	9.00, 9.75	1 080	314	499	3 256	307	494	351	D	B	74	2	M+S	3PMSF

Load capacity values

Size	Fitting Single/Dual	Speed symbol	Reference speed km/h	Maximum load capacity per axle (kg) at various cold inflation pressures (bar) *																
				5.00	5.25	5.50	5.75	6.00	6.25	6.50	6.75	7.00	7.25	7.50	7.75	8.00	8.25	8.50	8.75	9.00
295/80R22.5	Single	M	130					5 190	5 380	5 570	5 760	5 950	6 150	6 340	6 530	6 720	6 910	7 100		
	Dual	M	130					9 210	9 550	9 890	10 230	10 570	10 910	11 240	11 580	11 920	12 260	12 600		
315/70R22.5	Single	L	120					5 200	5 390	5 590	5 780	5 970	6 160	6 350	6 540	6 730	6 930	7 120	7 310	7 500
	Dual	L	120					9 300	9 640	9 980	10 320	10 660	11 010	11 350	11 690	12 030	12 370	12 720	13 060	13 400
	Single	M	130					5 190	5 380	5 570	5 760	5 950	6 150	6 340	6 530	6 720	6 910	7 100		
	Dual	M	130					9 210	9 550	9 890	10 230	10 570	10 910	11 240	11 580	11 920	12 260	12 600		
315/80R22.5	Single	L	120					5 850	6 060	6 280	6 490	6 710	6 920	7 140	7 350	7 570	7 780	8 000		
	Dual	L	120					10 070	10 440	10 810	11 180	11 550	11 920	12 290	12 660	13 030	13 400			
	Single	M	130					5 640	5 840	6 050	6 260	6 460	6 670	6 880	7 090	7 290	7 500			
	Dual	M	130					10 070	10 440	10 810	11 180	11 550	11 920	12 290	12 660	13 030	13 400			

* The above inflation pressures are minimum values. On front axle use it is recommended to use the table values increased with 1.0 bar, but not exceed 9.0 bar pressures.

Nokian NTR 68

M+S

Drive axle tyre for trucks operating in rough and tough conditions

Open tread pattern ensure good self-cleaning and grip in changing driving conditions. Large blocks on tread offer durability and reduce chipping and tearing in challenging environments.

Special rubber compound and low heat build-up means that tyre wears evenly and retains its good properties throughout its lifetime.

Applications

On/off road trucks operating in tough and demanding conditions.

Sizes

- Nokian NTR 68 13R22.5 – T675120
- Nokian NTR 68 315/80R22.5 – T675121

M+S Tyre is for snow conditions according to ECE 117.02 definition.

Nokian NTR 68 – all sizes

Product code	Size	Pattern design	Load Index, Speed Symbol	Additional marking	Approved rims in	Overall diameter mm	Tyre width mm	Static loaded radius mm	Rolling circumference mm	Revolutions per km	Revolutions per mile	Minimum dual spacing mm	RRC class	Wet class	Noise dB	Noise waves	M+S	3PMSF
T675120	13R22.5 [1]	NOKIAN NTR 68	154/150K	156/150G	9.75, 9.00	1 124	328	524	3 433	291	469	360	NA	NA	NA	NA	M+S	-
T675121	315/80R22.5 [1]	NOKIAN NTR 68	156/150K	-	9.00, 9.75	1 081	312	498	3 297	303	488	351	NA	NA	NA	NA	M+S	-

[1] NTR 68 for Special use. POR = "Professional Off-Road"

Load capacity values

Size	Fitting Single/Dual	Speed symbol	Reference speed km/h	Maximum load capacity per axle (kg) at various cold inflation pressures (bar) *																
				5.00	5.25	5.50	5.75	6.00	6.25	6.50	6.75	7.00	7.25	7.50	7.75	8.00	8.25	8.50	8.75	9.00
13R22.5	Single	G	90							6 280	6 490	6 710	6 920	7 140	7 350	7 570	7 780	8 000		
	Dual	G	90							11 110	11 500	11 880	12 260	12 640	13 020	13 400				
	Single	K	110							6 220	6 430	6 650	6 860	7 070	7 290	7 500				
	Dual	K	110							11 110	11 500	11 880	12 260	12 640	13 020	13 400				
315/80R22.5	Single	K	110					6 010	6 230	6 450	6 670	6 890	7 120	7 340	7 560	7 780	8 000			
	Dual	K	110					10 070	10 440	10 810	11 180	11 550	11 920	12 290	12 660	13 030	13 400			

* The above inflation pressures are minimum values. On front axle use it is recommended to use the table values increased with 1.0 bar, but not exceed 9.0 bar pressures.

Nokian NTR 32

M+S

Reliable trailer tyre for all-year round use

Wide zigzag-shaped grooves on tread pattern offer stability and ensures good handling properties while the wear pattern is even for a long service life. The tyre noise is pleasantly low.

A special compound is used for all-year use. Tyre has reinforced sidewalls to protect from curb abrasion.

Applications

Medium and long distance trailers operating in paved roads.

Sizes

More information on the sizes is available on **page 368**.

› **Nokian NTR 32 275/70R22.5 – T675123**

M+S Tyre is for snow conditions according to ECE 117.02 definition.

Nokian NTR 72 – 17.5″

M+S

A durable trailer tyre for all-year round use in paved roads

Sturdy four-rib tread pattern guarantees good lateral stability and even wear pattern for a long service life.

A special compound is used for all-year use. Tyre has also stone ejectors in main grooves to prevent stone trapping.

Applications

Low loading trailers and moving platforms operating in paved roads.

Sizes

More information on the sizes is available on **page 387**.

- **Nokian NTR 72 215/75R17.5 – T675128**
- **Nokian NTR 72 235/75R17.5 – T675130**

M+S Tyre is for snow conditions according to ECE 117.02 definition.

Nokian NTR 72

M+S

An economical trailer tyre for all-year round use in paved roads

A wide zigzag grooves on tread pattern ensure good grip and lateral stability. Tread design also offers low rolling resistance and tyre noise.

A special compound is used for all-year use. Even wear gives tyre a long service life making it economical for the transport operator.

Applications

Medium and long distance trailers operating in paved roads.

Sizes

More information on the sizes is available on **page 387**.

› **Nokian NTR 72 265/70R19.5 – T675136**

M+S Tyre is for snow conditions according to ECE 117.02 definition.

Nokian NTR 72S

M+S

An economical trailer tyre for all-year round use in paved roads

A wide zigzag grooves on tread pattern ensure good grip and lateral stability. Tread design also offers low rolling resistance and tyre noise.

A special compound is used for all-year use. Even wear gives tyre a long service life making it economical for the transport operator.

Applications

Medium and long distance trailers operating in paved roads.

Sizes

- Nokian NTR 72S 385/55R22.5 – T675126
- Nokian NTR 72S 385/65R22.5 – T675116

M+S Tyre is for snow conditions according to ECE 117.02 definition.

Nokian NTR 72 / 72S – all sizes

Product code	Size	Pattern design	Load Index, Speed Symbol	Additional marking	Approved rims in	Overall diameter mm	Tyre width mm	Static loaded radius mm	Rolling circumference mm	Revolutions per km	Revolutions per mile	Minimum dual spacing mm	RRC class	Wet class	Noise dB	Noise waves	M+S	3PMSF
T675128	215/75R17.5	NOKIAN NTR 72	135/133J	-	6.00, 6.75	780	211	361	2 399	417	671	239	D	C	70	1	M+S	-
T675130	235/75R17.5	NOKIAN NTR 72	143/141J	-	6.75, 7.50	796	235	362	2 449	408	657	262	D	C	70	1	M+S	-
T675136	265/70R19.5	NOKIAN NTR 72	143/141J	-	7.50, 6.75, 8.25	866	262	395	2 636	379	611	295	D	B	70	1	M+S	-
T675126	385/55R22.5	NOKIAN NTR 72S	160K	158L	11.75, 12.25	1 001	381	464	3 080	325	523	-	C	B	71	2	M+S	-
T675116	385/65R22.5	NOKIAN NTR 72S	158L	160K	11.75, 12.25	1 068	386	492	3 277	305	491	-	C	B	72	2	M+S	-

Load capacity values

Size	Fitting Single/Dual	Speed symbol	Reference speed km/h	Maximum load capacity per axle (kg) at various cold inflation pressures (bar) * 5.00	5.25	5.50	5.75	6.00	6.25	6.50	6.75	7.00	7.25	7.50	7.75	8.00	8.25	8.50	8.75	9.00
215/75R17.5	Single	M	100					3 190	3 300	3 420	3 540	3 660	3 770	3 890	4 010	4 130	4 240	4 360		
	Dual	M	100					6 020	6 250	6 470	6 690	6 910	7 130	7 350	7 570	7 800	8 020	8 240		
235/75R17.5	Single	M	100					3 880	4 020	4 170	4 310	4 450	4 590	4 740	4 880	5 020	5 160	5 310	5 450	
	Dual	M	100					7 330	7 600	7 870	8 140	8 410	8 680	8 950	9 220	9 490	9 760	10 030	10 300	
265/70R19.5	Single	J	100					3 980	4 130	4 280	4 420	4 570	4 720	4 860	5 010	5 160	5 300	5 450		
	Dual	J	100					7 530	7 810	8 090	8 360	8 640	8 920	9 190	9 470	9 750	10 020	10 300		
385/55R22.5	Single	J	100					6 250	6 470	6 700	6 930	7 160	7 390	7 620	7 850	8 080	8 310	8 540	8 770	9 000
	Single	K	110					6 250	6 470	6 700	6 930	7 160	7 390	7 620	7 850	8 080	8 310	8 540	8 770	9 000
	Single	L	120					6 210	6 440	6 670	6 900	7 130	7 350	7 580	7 810	8 040	8 270	8 500		
385/65R22.5	Single	J	100					6 240	6 470	6 700	6 930	7 160	7 390	7 620	7 850	8 080	8 310	8 540	8 770	9 000
	Single	K	110					6 240	6 470	6 700	6 930	7 160	7 390	7 620	7 850	8 080	8 310	8 540	8 770	9 000
	Single	L	120					6 220	6 440	6 670	6 900	7 130	7 360	7 590	7 810	8 040	8 270	8 500		

* The above inflation pressures are minimum values. On front axle use it is recommended to use the table values increased with 1.0 bar, but not exceed 9.0 bar pressures.

Nokian NTR 73

M+S

Trailer tyre for trucks operating in rough and tough conditions

Open tread pattern ensure good self-cleaning as well as durability in challenging conditions. Tyre offers a good mileage in addition to resistance to damages.

Special rubber compound and low heat build-up means that tyre wears evenly and retains its good properties throughout its lifetime.

Applications

On/off road trucks operating in tough and demanding conditions.

Sizes

More information on the sizes is available on **page 390**.

› **Nokian NTR 73 265/70R19.5 – T675137**

M+S Tyre is for snow conditions according to ECE 117.02 definition.

Nokian NTR 73S

M+S

Trailer tyre for trucks operating in rough and tough conditions

Open tread pattern ensure good self-cleaning as well as durability in challenging conditions. Tyre offers a good mileage in addition to resistance to damages.

Special rubber compound and low heat build-up means that tyre wears evenly and retains its good properties throughout its lifetime.

Applications

On/off road trucks operating in tough and demanding conditions.

Sizes

› Nokian NTR 73S 385/65R22.5 – T675124

M+S Tyre is for snow conditions according to ECE 117.02 definition.

Nokian NTR 73S – all sizes

Product code	Size	Pattern design	Load Index, Speed Symbol	Additional marking	Approved rims in	Overall diameter mm	Tyre width mm	Static loaded radius mm	Rolling circumference mm	Revolutions per km	Revolutions per mile	Minimum dual spacing mm	RRC class	Wet class	Noise dB	Noise waves	M+S	3PMSF
T675137	265/70R19.5	NOKIAN NTR 73	143/141J	-	7.50, 6.75, 8.25	863	258	399	2 635	380	611	295	D	C	73	2	M+S	-
T675124	385/65R22.5	NOKIAN NTR 73S	158L	160K	11.75, 12.25	1 069	388	494	3 279	305	491	-	C	B	73	2	M+S	-

Load capacity values

Size	Fitting Single/Dual	Speed symbol	Reference speed km/h	Maximum load capacity per axle (kg) at various cold inflation pressures (bar) *																
				5.00	5.25	5.50	5.75	6.00	6.25	6.50	6.75	7.00	7.25	7.50	7.75	8.00	8.25	8.50	8.75	9.00
265/70R19.5	Single	J	100					3 980	4 130	4 280	4 420	4 570	4 720	4 860	5 010	5 160	5 300	5 450		
	Dual	J	100					7 530	7 810	8 090	8 360	8 640	8 920	9 190	9 470	9 750	10 020	10 300		
385/65R22.5	Single	J	100					6 240	6 470	6 700	6 930	7 160	7 390	7 620	7 850	8 080	8 310	8 540	8 770	9 000
	Single	K	110					6 240	6 470	6 700	6 930	7 160	7 390	7 620	7 850	8 080	8 310	8 540	8 770	9 000
	Single	L	120					6 220	6 440	6 670	6 900	7 130	7 360	7 590	7 810	8 040	8 270	8 500		

* The above inflation pressures are minimum values. On front axle use it is recommended to use the table values increased with 1.0 bar, but not exceed 9.0 bar pressures.

Nokian NTR 74S

M+S

A sturdy tyre for demanding all-year round conditions in medium and long distance transport

Four zigzag shaped groove tread pattern and sturdy shoulders improve the durability and stability while reducing stone trapping and improve driving comfort.

Tyre offers even wear shape for long service life and low rolling resistance for economy.

Applications

Medium and long distance transports.

Tyre can be used in steer axle and trailer.

Sizes

More information on the sizes is available on **page 376**.

- **Nokian NTR 74S 385/55R22.5 – T675143**
- **Nokian NTR 74S 385/65R22.5 – T675142**

"3PMSF", tyre is accepted for severe snow conditions according to ECE 117.02 snow test.
These tyres have also M+S marking.

M+S Tyre is for snow conditions according to ECE 117.02 definition.

Areas of use

	Winter use	Long distance	Regional	Timber transport	On/Off road	Long distance buses	City buses	3PMSF M+S markings
Steer								
NTR 32 (17.5”)	*							M+S
NTR 32	*							M+S
NTR 52	*							M+S
NTR 74S	*							M+S
NTR 73S	*							M+S
NTR 46	*							M+S
Drive								
NTR 45 (17.5”)	*							3PMSF, M+S
NTR 45	*							3PMSF, M+S
NTR 68	*							M+S
Trailer								
NTR 72 (17.5”)	*							M+S
NTR 72	*							M+S
NTR 73	*							M+S
NTR 32	*							M+S
NTR 52	*							M+S
NTR 72S	*							M+S
NTR 74S	*							3PMSF, M+S
NTR 73S	*							M+S

Highly recommended Recommended * Good grip in normal winter road conditions